GENERAL SHEET NOTE - REMOVALS:

SEE SHEET AD201 FOR REMOVALS KEYNOTES.

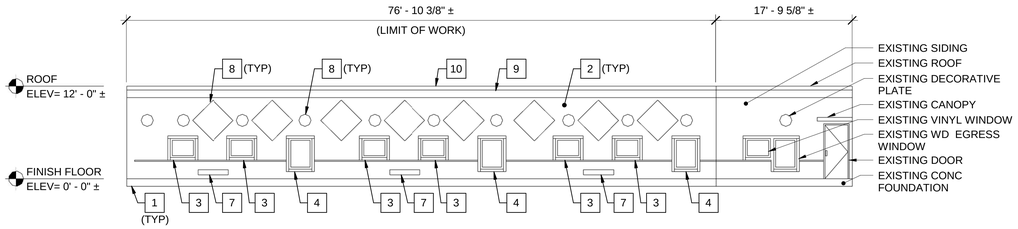

1 EXTERIOR SOUTH ELEVATION - PART C

AD101 AD201 SCALE: 1/8" = 1'-0"

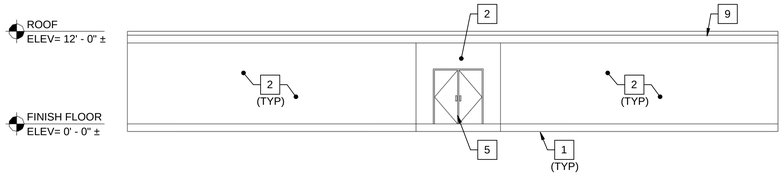

2 EXTERIOR WEST ELEVATION - PART C

AD101 AD201 SCALE: 1/8" = 1'-0"

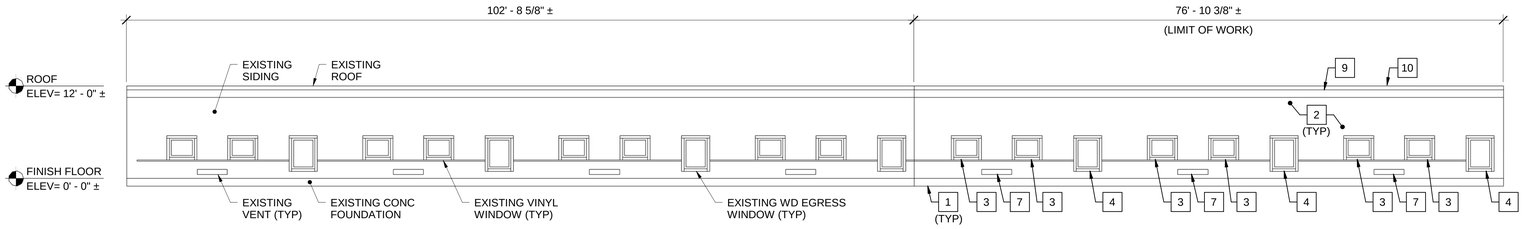

3 EXTERIOR NORTH ELEVATION - PART C

AD101 AD201 SCALE: 1/8" = 1'-0"

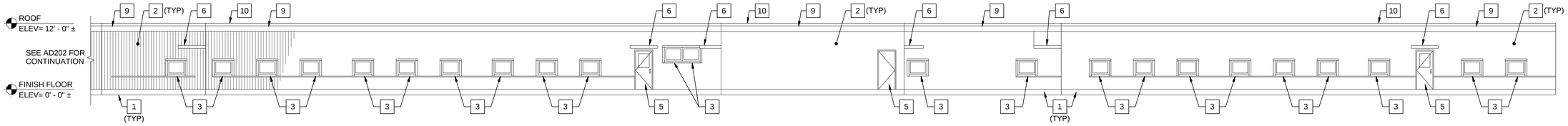

4 EXTERIOR WEST ELEVATION - PART A

AD102 AD201 SCALE: 1/8" = 1'-0"

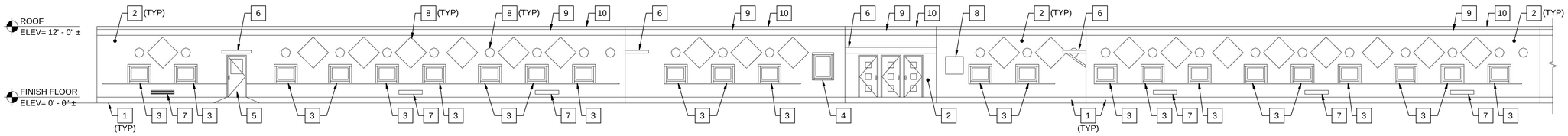

5 EXTERIOR EAST ELEVATION - PART A

AD102 AD201 SCALE: 1/8" = 1'-0"

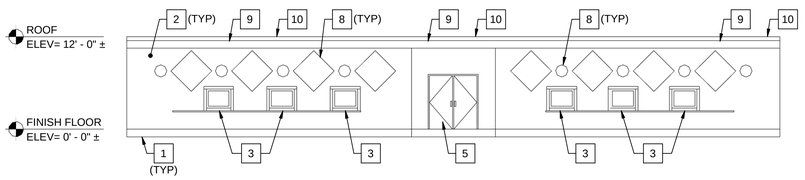

6 EXTERIOR SOUTH ELEVATION - PART A

AD102 AD201 SCALE: 1/8" = 1'-0"

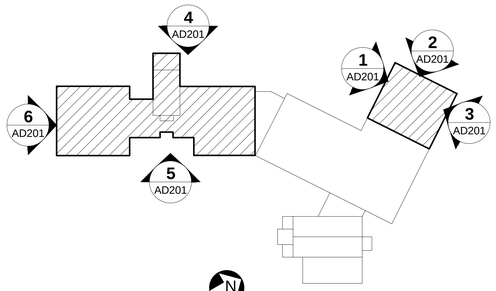

KEYPLAN
NOT TO SCALE

PLAN NORTH

GRAPHIC SCALE

1/8"=1'-0"

8' 4' 0 8' 16'

CHECK GRAPHIC SCALE BEFORE USING

NO.	DATE	DESCRIPTION	BY
		REVISIONS	

LICENSED ARCHITECT ROBERT C. TILLOTSON NO. 2891 STATE OF MAINE

DRAWN BY: DTC
CHECK BY: TGB
DATE 03/17/17

STATE OF MAINE
PUBLIC SCHOOL PROJECT

TITLE: PORTLAND PUBLIC SCHOOLS
NEW FRED P. HALL ELEMENTARY SCHOOL

LOCATION: 23 ORONO ROAD, PORTLAND, ME

TITLE THIS DWG: EXTERIOR ELEVATION REMOVALS

OAK POINT ASSOCIATES
231 Main Street, Biddeford, Maine 04005 207.283.0193

DRAWING NO. AD201

SHEET NO. 19 OF 312

3/20/2017 3:24:39 PM
C:\Users\akirchgessner\Documents\21602.06_HALL SCHOOL_ARCHITECTURAL_V17_akirchgessner.rvt