

DISPLAY THIS CARD ON PRINCIPAL FRONTAGE OF WORK



# CITY OF PORTLAND BUILDING PERMIT

This is to certify that ANDREW MCBRADY

Located At 269 HOLM AVE

Job ID: 2012-08-4861-ALTR

CBL: 272- F-004-001

has permission to Adding a 12' x 12' Deck

provided that the person or persons, firm or corporation accepting this permit shall comply with all of the provisions of the Statues of Maine and of the Ordinances of the City of Portland regulating the construction, maintenance and use of the buildings and structures, and of the application on file in the department.

Notification of inspection and written permission procured before this building or part thereof is lathed or otherwise closed-in. 48 HOUR NOTICE IS REQUIRED.

A final inspection must be completed by owner before this building or part thereof is occupied. If a certificate of occupancy is required, it must be

\_\_\_\_\_  
Fire Prevention Officer

\_\_\_\_\_  
Code Enforcement Officer / Plan Reviewer

**THIS CARD MUST BE POSTED ON THE STREET SIDE OF THE PROPERTY  
PENALTY FOR REMOVING THIS CARD**

## BUILDING PERMIT INSPECTION PROCEDURES

Please call 874-8703 or 874-8693 (ONLY)

or email: [buildinginspections@portlandmaine.gov](mailto:buildinginspections@portlandmaine.gov)

With the issuance of this permit, the owner, builder or their designee is required to provide adequate notice to the city of Portland Inspections Services for the following inspections. Appointments must be requested 48 to 72 hours in advance of the required inspection. The inspection date will need to be confirmed by this office.

- **Please read the conditions of approval that is attached to this permit!! Contact this office if you have any questions.**
- **Permits expire in 6 months. If the project is not started or ceases for 6 months.**
- **If the inspection requirements are not followed as stated below additional fees may be incurred due to the issuance of a "Stop Work Order" and subsequent release to continue.**

Footings/Setbacks prior to pouring concrete

Close In Elec/Plmb/Frame prior to insulate or gyp

Final Inspection

The project cannot move to the next phase prior to the required inspection and approval to continue, REGARDLESS OF THE NOTICE OF CIRCUMSTANCES.

IF THE PERMIT REQUIRES A CERTIFICATE OF OCCUPANCY, IT MUST BE PAID FOR AND ISSUED TO THE OWNER OR DESIGNEE BEFORE THE SPACE MAY BE OCCUPIED.



# PORTLAND MAINE

*Strengthening a Remarkable City, Building a Community for Life* • [www.portlandmaine.gov](http://www.portlandmaine.gov)

Director of Planning and Urban Development  
Jeff Levine

Job ID: 2012-08-4861-ALTR

Located At: 269 HOLM AVE

CBL: 272- F-004-001

## **Conditions of Approval:**

### **Zoning**

1. This permit is being approved on the basis of plans submitted. Any deviations shall require a separate approval before starting that work.
2. As discussed during the review process, the property must be clearly identified prior to pouring concrete and compliance with the required setbacks must be established. Due to the proximity of the setbacks of the proposed addition, it may be required to be located by a surveyor.
3. This property shall remain a single family dwelling. Any change of use shall require a separate permit application for review and approval.

**City of Portland, Maine - Building or Use Permit Application**

389 Congress Street, 04101 Tel: (207) 874-8703, FAX: (207) 8716

Job No: 2012-08-4861-ALTR	Date Applied: 8/31/2012	CBL: 272- F-004-001	
Location of Construction: 269 HOLM AVE	Owner Name: ANDREW & JESSICA MCBRADY	Owner Address: 269 HOLM AVE PORTLAND, ME 04102	Phone: 415-8233
Business Name:	Contractor Name: none given	Contractor Address:	Phone:
Lessee/Buyer's Name:	Phone:	Permit Type: BLDG DECK	Zone: R-3
Past Use: Single Family Dwelling	Proposed Use: Same: Single Family Dwelling - to add a 12' x 12' rear deck	Cost of Work: \$4,000.00	CEO District:
		Fire Dept:  Approved Denied N/A	Inspection: Use Group: R-3 Type: SB JRC 05
Proposed Project Description: Adding a 12' x 12' Deck		Pedestrian Activities District (P.A.D.)	
Permit Taken By: Lannie		<b>Zoning Approval</b>	

<p>1. This permit application does not preclude the Applicant(s) from meeting applicable State and Federal Rules.</p> <p>2. Building Permits do not include plumbing, septic or electrical work.</p> <p>3. Building permits are void if work is not started within six (6) months of the date of issuance. False informatin may invalidate a building permit and stop all work.</p>	<p><b>Special Zone or Reviews</b></p> <p><input type="checkbox"/> Shoreland</p> <p><input type="checkbox"/> Wetlands</p> <p><input type="checkbox"/> Flood Zone</p> <p><input type="checkbox"/> Subdivision</p> <p><input type="checkbox"/> Site Plan</p> <p><input type="checkbox"/> Maj <input type="checkbox"/> Min <input type="checkbox"/> MM</p> <p>Date: <i>OK with conditions</i></p>	<p><b>Zoning Appeal</b></p> <p><input type="checkbox"/> Variance</p> <p><input type="checkbox"/> Miscellaneous</p> <p><input type="checkbox"/> Conditional Use</p> <p><input type="checkbox"/> Interpretation</p> <p><input type="checkbox"/> Approved</p> <p><input type="checkbox"/> Denied</p> <p>Date: <i>8/31/12</i></p>	<p><b>Historic Preservation</b></p> <p><input checked="" type="checkbox"/> Not in Dist or Landmark</p> <p><input type="checkbox"/> Does not Require Review</p> <p><input type="checkbox"/> Requires Review</p> <p><input type="checkbox"/> Approved</p> <p><input type="checkbox"/> Approved w/Conditions</p> <p><input type="checkbox"/> Denied</p> <p>Date: <i>[Signature]</i></p>
	<b>CERTIFICATION</b>		

I hereby certify that I am the owner of record of the named property, or that the proposed work is authorized by the owner of record and that I have been authorized by the owner to make this application as his authorized agent and I agree to conform to all applicable laws of this jurisdiction. In addition, if a permit for work described in the appication is issued, I certify that the code official's authorized representative shall have the authority to enter all areas covered by such permit at any reasonable hour to enforce the provision of the code(s) applicable to such permit.

SIGNATURE OF APPLICANT	ADDRESS	DATE	PHONE
RESPONSIBLE PERSON IN CHARGE OF WORK, TITLE		DATE	PHONE

2012-8-4861

R-3



# General Building Permit Application

If you or the property owner owes real estate or personal property taxes or user charges on any property within the City, payment arrangements must be made before permits of any kind are accepted.

Location/Address of Construction: <u>269 Holm Ave</u>		
Total Square Footage of Proposed Structure/Area	Square Footage of Lot <u>.20</u>	Number of Stories <u>1</u>
Tax Assessor's Chart, Block & Lot Chart# <u>272</u> Block# <u>F</u> Lot# <u>4</u>	Applicant: (must be owner, lessee or buyer) Name <u>Jessica McBrady</u> Address <u>269 Holm Ave</u> City, State & Zip <u>Portland ME 04102</u>	Telephone: <u>207-415-8233</u>
Lessee/DBA	Owner: (if different from applicant) Name Address City, State & Zip	Cost of Work: \$ <u>3600</u> C of O Fee: \$ _____ Historic Review: \$ _____ Planning Amin.: \$ _____ Total Fee: \$ _____
Current legal use (i.e. single family) <u>Single family</u> Number of Residential Units <u>3</u> <sup>? permit</sup> If vacant, what was the previous use? _____ <sup>'possibly</sup> Proposed Specific use: _____ <sup>be a 3 unit</sup> Is property part of a subdivision? <u>NO</u> If yes, please name _____ Project description: <u>Adding a 12' x 12' Deck</u>		
Contractor's name: _____		Email: _____
Address: _____		
City, State & Zip: _____		Telephone: _____
Who should we contact when the permit is ready: <u>Jessica McBrady</u>		Telephone: <u>207-415-8233</u>
Mailing address: <u>269 Holm Ave</u>		<u>207-650-6623</u>

Please submit all of the information outlined on the applicable checklist. Failure to do so will result in the automatic denial of your permit.

Use

In order to be sure the City fully understands the full scope of the project, the Planning and Development Department may request additional information prior to the issuance of a permit. For further information or to download copies of this form and other applications visit the Inspections Division on-line at [www.portlandmaine.gov](http://www.portlandmaine.gov), or stop by the Inspections Division office, room 315 City Hall or call 874-8703.

RECEIVED  
AUG 31 2012  
City of Portland Inspections  
Department

and I hereby certify that I am the Owner of record of the named property, or that the owner of record authorizes the proposed work and that I have been authorized by the owner to make this application as his/her authorized agent. I agree to conform to all applicable laws of this jurisdiction. In addition, if a permit for work described in this application is issued, I certify that the Code Official's authorized representative shall have the authority to enter all areas covered by this permit at any reasonable hour to enforce the provisions of the codes applicable to this permit.

Signature: [Signature] Date: 8/31/2012

This is not a permit; you may not commence ANY work until the permit is issued

# BUILDING A DECK ???

## Information required with your application

The following is a guideline of information required for the review of a deck permit application. It is intended to help you supply the proper and complete application packages. Please label all of the following items on your plans.

1. **A complete PLOT PLAN showing all structures & proposed structures with distances to all property lines labeled.**
2. **Type of foundation system**
  - Diameter of concrete filled tube or precast concrete pier size 8"
  - Depth below grade (minimum 4'-0" below grade) 4'
  - Anchorage of column to footing
  - Spacing and location of tubes/piers 36" (11'9" from base)
3. **Framing members**
  - Columns – wood size and location (members supporting framing of floor system) 4" x 4" 36" (11'9" from base) 2" x 2" x 16"
  - Ledger size attached to building 12'
  - Fastener size and spacing attaching ledger 5" lag bolts Gal. steel
  - Girder size and spans carrying floor system
  - Joist size, span, and spacing 2" x 8" x 12 16"
  - Joist hangers or ledger

-2400-
4. **Guardrails & handrail details**
  - Guardrail height 36"
  - Baluster spacing 2.25"
  - Handrail height 36"
5. **Stair details**
  - Tread depth (measured nosing to nosing)
  - Riser height
  - Nosing on tread
  - Width of stairs

9800

Plot Plan


11' x 17'

## DECK INFORMATION REQUIRED WITH YOUR APPLICATION

The following is a guideline of information required for the review of a deck application. It is intended to help you supply proper and complete application packages. Please label all of the following items on your plans. Thank you!

1. A complete plot plan showing all structures & proposed structures with distances to all property lines labeled.
2. Type of foundation system
  - a. Diameter of concrete filled tube 8"
  - b. depth below grade (minimum 4'-0" below grade) 4' 0" ↓ gr
  - c. anchorage of column to footing
  - d. spacing of tubes 36" apart 11' 9" from base

Or

  - e. pre cast concrete pier size
  - f. depth below grade (minimum 4'-0")
  - g. anchorage of column to footing
  - h. spacing of tubes
3. Columns (members supporting framing of floor system)
  - a. wood size and type 2x 4x4" Treated Southern Pine #2
  - b. anchorage of column to footing
4. Framing Members
  - a. Ledger size attached to building 12'
  - b. Lag Bolt size and spacing on ledger 5"
  - c. Location of all flashing
  - d. Girder Size and spans carrying floor system
  - e. Joist size, span, and spacing 2x8x12' southern  

  - f. Joist hangers or ledger
  - g. Decking size 5/4" x 6" x 12'
5. Guardrails & Handrail Details
  - a. Guardrail height 36"
  - b. Baluster spacing 2.25" space
  - c. Handrail height 36"
6. Stair Details
  - a. Tread depth (measured nosing to nosing)
  - b. Riser height 11"
  - c. Nosing on tread B
  - d. Width of stairs 48 1/2"

3 1/2" Post base  
w/ Anchor Bolt



# Pro Deck Design™



---

**Estimate Prepared for:**

ANDREW MCBRADY  
269 HOLM AVE  
PORTLAND, ME 04102  
2076506623

**Store Information:**

2401 - 245 RIVERSIDE STREET #2401  
  
PORTLAND, ME 04103  
(207) 761-0600

**Estimate Created:** 08/22/2012

**Days Valid:** 14

**Estimate Prepared by:**

RUSSELL

**Decks Total Price (pre-tax):**

**\$1,385.67**

---

"Please take this quote to the Contractor Services or Special Services Desk."

---

"Products and prices shown online may vary from those at The Home Depot store near you. Prices shown on this quote may be different due to changes in product availability and market conditions. Prices for identical items may also vary from store to store."

"Los productos y precios demostrados en línea pueden variar de los en el almacén The Home Depot cerca de usted. Los precios demostrados en esta cotización pueden ser diversos debido a los cambios en condiciones de la disponibilidad y del mercado del producto. Los precios para los artículos idénticos pueden también variar de almacén al almacén."

"\* Special Order Items where price is not included in total - Please take to The Home Depot Special Services Desk for a price quote."

"\* Los Artículos de la Orden Especial donde el precio no se incluye en total - Favor de llevar a la Mesa de Servicios Especiales del Home Depot para una cotización del precio."

Warning and Important Instructions: This is not a final design plan or estimate. EDGENET, INC. assumes no responsibility for the correct use or output of this program. All information contained on this page is subject to the terms in the disclaimer located at the end of this document.

Advertencia e instrucciones importantes: Esto no es un plan ni una estimación final del diseño. EDGENET, INC. no asume ninguna responsabilidad del uso o de la salida correcto de este programa. Toda la información contenida en esta página está conforme a los términos en la negociación, situada en el extremo de este documento.





# Pro Deck Design™



3D View

---

Warning and Important Instructions: This is not a final design plan or estimate. EDGENET, INC. assumes no responsibility for the correct use or output of this program. All information contained on this page is subject to the terms in the disclaimer located at the end of this document.


Advertencia e instrucciones importantes: Esto no es un plan ni una estimación final del diseño. EDGENET, INC. no asume ninguna responsabilidad del uso o de la salida correcto de este programa. Toda la información contenida en esta página está conforme a los términos en la negación, situada en el extremo de este documento.



# Pro Deck Design™



Plan View



Warning and Important Instructions: This is not a final design plan or estimate. EDGENET, INC. assumes no responsibility for the correct use or output of this program. All information contained on this page is subject to the terms in the disclaimer located at the end of this document.

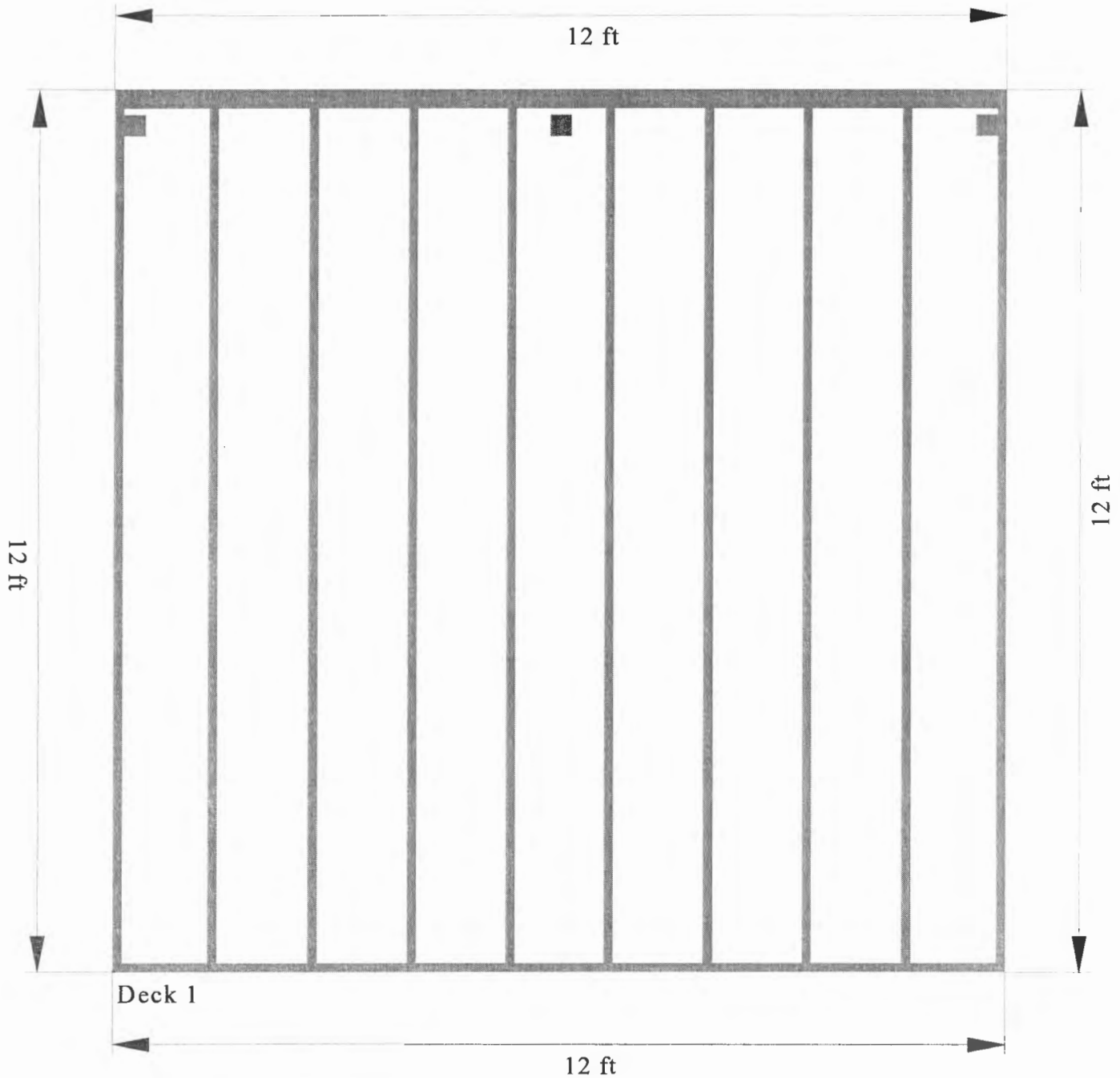
Advertencia e instrucciones importantes: Esto no es un plan ni una estimación final del diseño. EDGENET, INC. no asume ninguna responsabilidad del uso o de la salida correcto de este programa. Toda la información contenida en esta página está conforme a los términos en la negación, situada en el extremo de este documento.



# Pro Deck Design™



## Dimension View



Warning and Important Instructions: This is not a final design plan or estimate. EDGENET, INC. assumes no responsibility for the correct use or output of this program. All information contained on this page is subject to the terms in the disclaimer located at the end of this document.

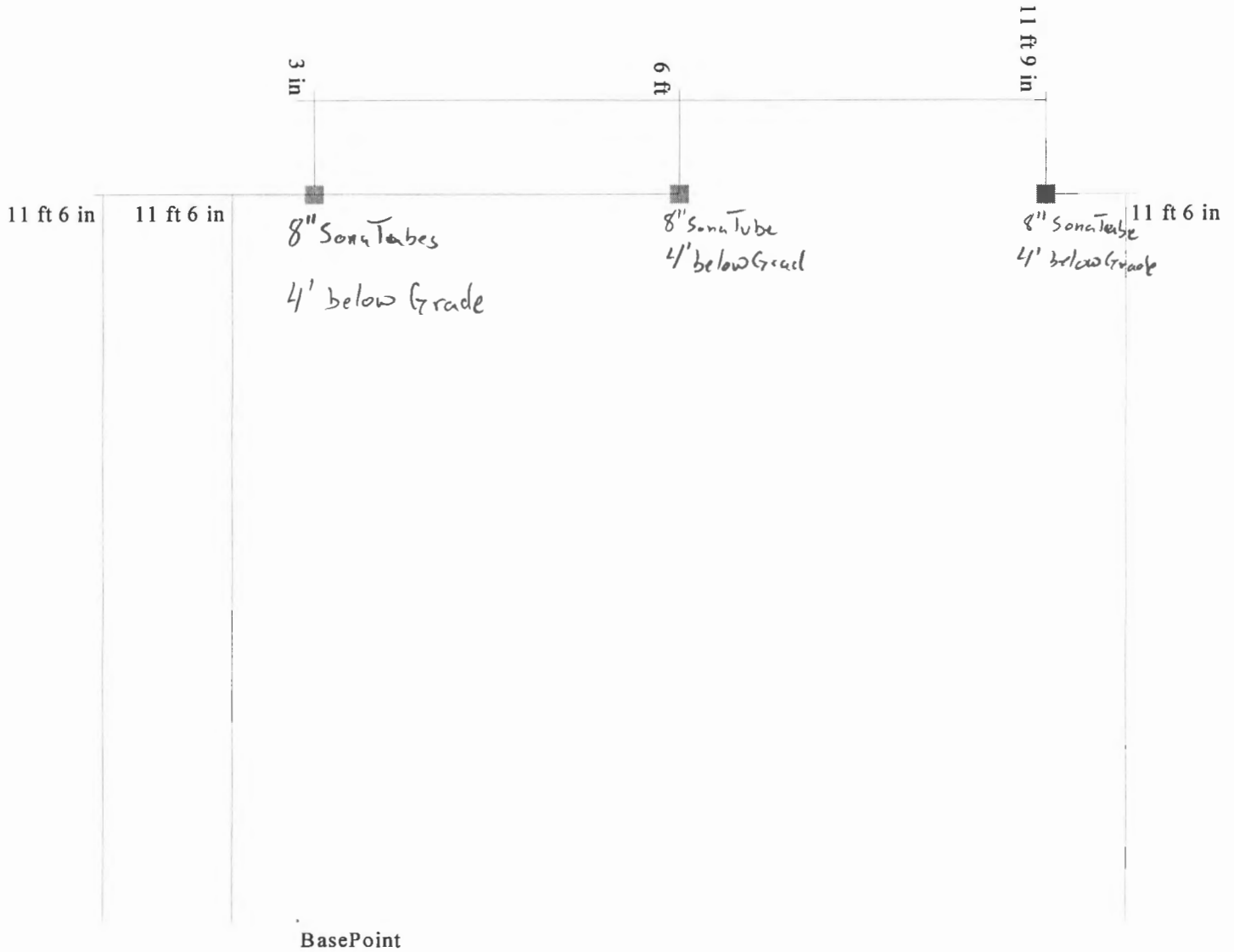
Advertencia e instrucciones importantes: Esto no es un plan ni una estimación final del diseño. EDGENET, INC. no asume ninguna responsabilidad del uso o de la salida correcto de este programa. Toda la información contenida en esta página está conforme a los términos en la negación, situada en el extremo de este documento.



# Pro Deck Design™



## Post View



Warning and Important Instructions: This is not a final design plan or estimate. EDGENET, INC. assumes no responsibility for the correct use or output of this program. All information contained on this page is subject to the terms in the disclaimer located at the end of this document.

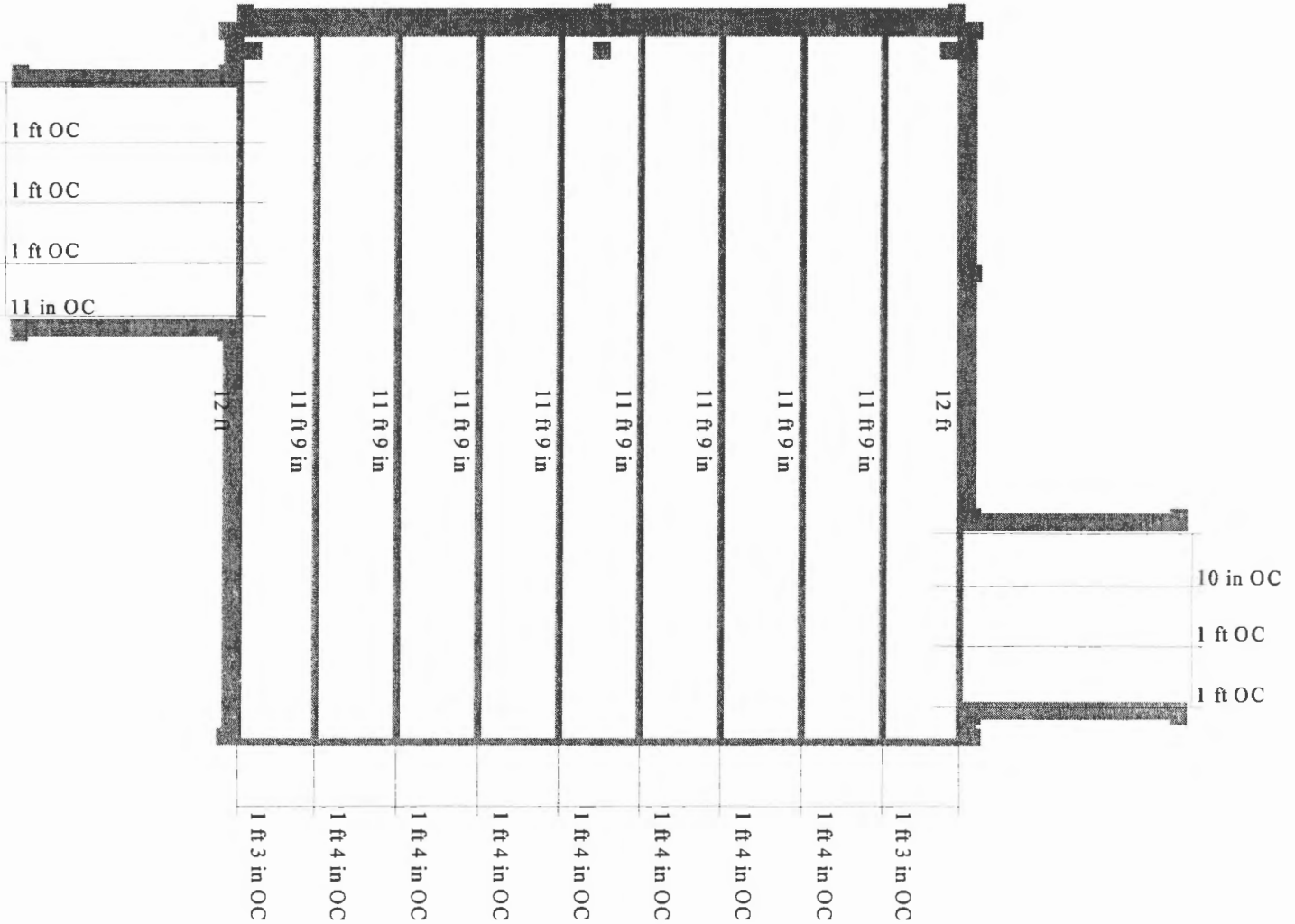
Advertencia e instrucciones importantes: Esto no es un plan ni una estimación final del diseño. EDGENET, INC. no asume ninguna responsabilidad del uso o de la salida correcto de este programa. Toda la información contenida en esta página está conforme a los términos en la negación, situada en el extremo de este documento.



# Pro Deck Design™



## Joist Layout View



Notes:  
All joist and stringer spacing dimensions are measured in OC.

Warning and Important Instructions: This is not a final design plan or estimate. EDGENET, INC. assumes no responsibility for the correct use or output of this program. All information contained on this page is subject to the terms in the disclaimer located at the end of this document.

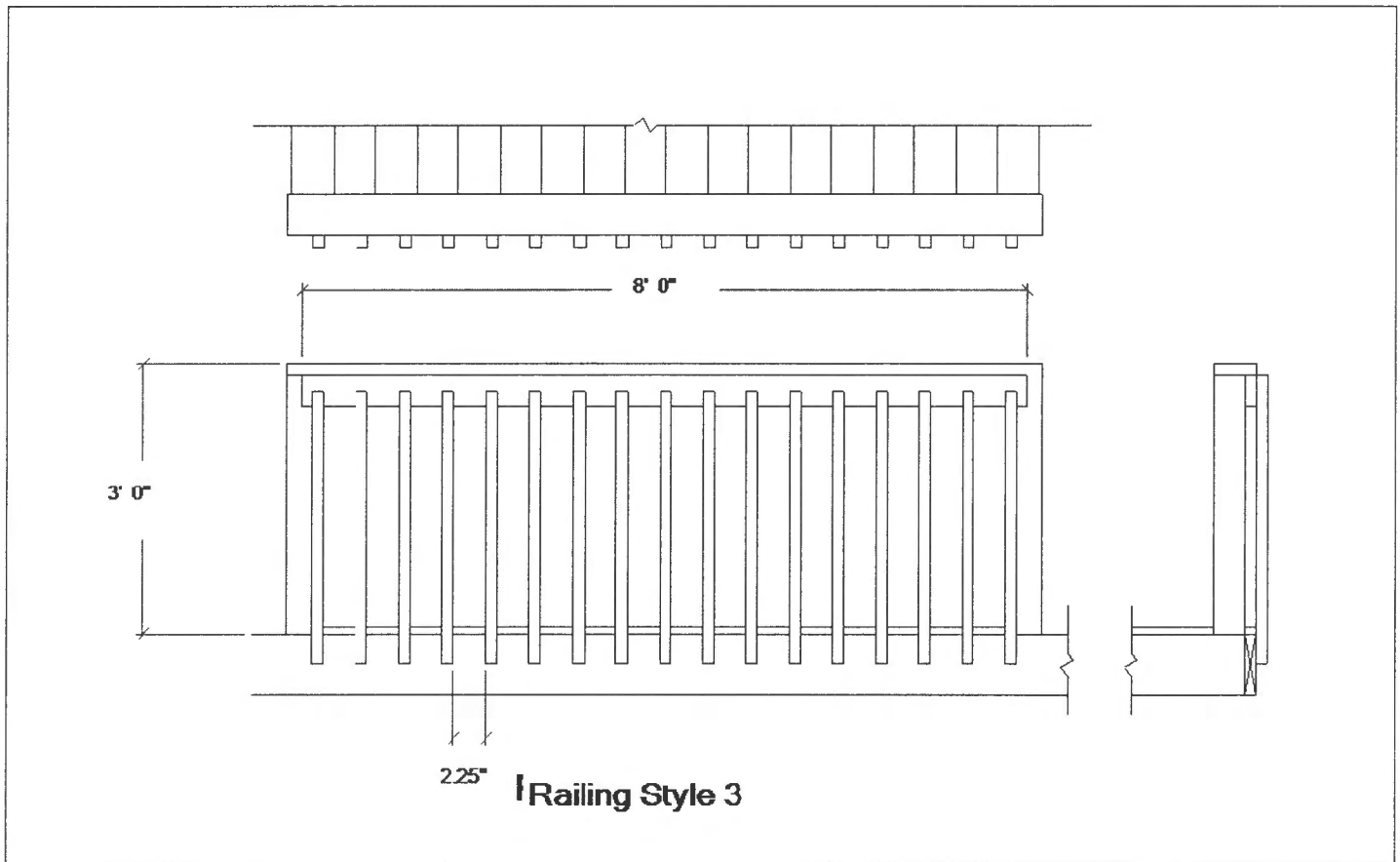
Advertencia e instrucciones importantes: Esto no es un plan ni una estimación final del diseño. EDGENET, INC. no asume ninguna responsabilidad del uso o de la salida correcto de este programa. Toda la información contenida en esta página está conforme a los términos en la negación, situada en el extremo de este documento.



# Pro Deck Design™



## Railing Details View



Warning and Important Instructions: This is not a final design plan or estimate. EDGENET, INC. assumes no responsibility for the correct use or output of this program. All information contained on this page is subject to the terms in the disclaimer located at the end of this document.

Advertencia e instrucciones importantes: Esto no es un plan ni una estimación final del diseño. EDGENET, INC. no asume ninguna responsabilidad del uso o de la salida correcto de este programa. Toda la información contenida en esta página está conforme a los términos en la negación, situada en el extremo de este documento.



# Pro Deck Design™



## Deck Information

---

Deck 1

- Construction Method - Beam Flush With Joist
- Footing Type - In-Ground
- Live Load - 60
- Dead Load - 10
- Decking Spacing - 1/8 in
- Joist Spacing - 16 in
- Beam Spacing - 144 in
- Post Spacing - 69 1/4 in
- Decking - L5/4x6 Treated Southern Pine No. 2
- Beams - L2x8 Treated Southern Pine No. 1
- Joists - L2x8 Treated Southern Pine No. 1
- Posts - L4x4 Treated Southern Pine No. 2
- Deck Height - 36 in
- Diagonal Bracing - Yes
- Joist Overhang - 0 in
- Beam Overhang - 0 in
- Decking Deflection Factor - 360
- Joist Deflection Factor - 360
- Beam Deflection Factor - 360
- Pref Decking Size - 5/4x6
- Pref Joist Size - NONE
- Pref Beam Size - NONE
- Pref Post Size - NONE
- Diag Brace Height 1 - 24 in
- Diag Brace Height 2 - 24 in

Railing 7

- Railing Height - 36 in
- Baluster Spacing - 3 3/4 in

Railing 5

- Railing Height - 36 in
- Baluster Spacing - 3 3/4 in

Railing 3

- Railing Height - 36 in
- Baluster Spacing - 3 3/4 in

Railing 4

- Railing Height - 36 in
- Baluster Spacing - 3 3/4 in

Warning and Important Instructions: This is not a final design plan or estimate. EDGENET, INC. assumes no responsibility for the correct use or output of this program. All information contained on this page is subject to the terms in the disclaimer located at the end of this document.

Advertencia e instrucciones importantes: Esto no es un plan ni una estimación final del diseño. EDGENET, INC. no asume ninguna responsabilidad del uso o de la salida correcto de este programa. Toda la información contenida en esta página está conforme a los términos en la negación, situada en el extremo de este documento.



# Pro Deck Design™



Railing 8  
Railing Height - 36 in  
Baluster Spacing - 3 3/4 in

Railing 6  
Railing Height - 36 in  
Baluster Spacing - 3 3/4 in

Railing 9  
Railing Height - 36 in  
Baluster Spacing - 3 3/4 in

Railing 10  
Railing Height - 36 in  
Baluster Spacing - 3 3/4 in

Railing 11  
Railing Height - 36 in  
Baluster Spacing - 3 3/4 in

Stair 1  
Step Width - 48 1/32 in  
Step Height - 28 3/4 in  
Step Rise - 7 3/16 in  
Step Run - 11 in  
Stringers - L2x12 Treated Southern Pine No. 2  
Risers - L2x4 Treated Southern Pine No. 1  
Treads - L5/4x6 Treated Southern Pine No. 2

Stair 2  
Step Width - 36 in  
Step Height - 28 3/4 in  
Step Rise - 7 3/16 in  
Step Run - 11 in  
Stringers - L2x12 Treated Southern Pine No. 2  
Risers - L2x4 Treated Southern Pine No. 1  
Treads - L5/4x6 Treated Southern Pine No. 2

Warning and Important Instructions: This is not a final design plan or estimate. EDGENET, INC. assumes no responsibility for the correct use or output of this program. All information contained on this page is subject to the terms in the disclaimer located at the end of this document.

Advertencia e instrucciones importantes: Esto no es un plan ni una estimación final del diseño. EDGENET, INC. no asume ninguna responsabilidad del uso o de la salida correcto de este programa. Toda la información contenida en esta página está conforme a los términos en la negación, situada en el extremo de este documento.





# Pro Deck Design™



## Sku Usage List

Usage	Sku	Description	Qty
Baluster	302477	2X2-8FT #1 PT WEATHERSHIELD	42
Beam	255676	2X8-12FT #1 PT WEATHERSHEILD	1
Decking	168793	5/4"X6"X12' PREM PT WEATHERSHIELD	26
H Top Rail	254258	2X4-8FT #1 PT WEATHERSHIELD	9
Joist	255676	2X8-12FT #1 PT WEATHERSHEILD	8
Ledger	255676	2X8-12FT #1 PT WEATHERSHEILD	1
Post	256276	4X4-8FT #2 PT	3
Railing Post	256276	4X4-8FT #2 PT	8
Rim Joist	255676	2X8-12FT #1 PT WEATHERSHEILD	3
Riser	254258	2X4-8FT #1 PT WEATHERSHIELD	1
Riser	254907	2X4-10FT #1 PT WEATHERSHIELD	6
Stair Stringer	155959	2"X12"X12' #2 PT WEATHERSHIELD	4
Stair Stringer	255974	2X12-8FT #2 PT WEATHERSHIELD	1
Step Tread	167894	5/4X6-10FT PREM PT WEATHERSHIELD	6
Step Tread	168768	5/4X6-8FT PREM PT WEATHERSHIELD	1
Vert Top Rail	168768	5/4X6-8FT PREM PT WEATHERSHIELD	9
<b>Decking</b>		<b>Treated Southern Pine No. 2</b>	
DeckScrew Green	735003	DECKMATE SCREW, GREEN, 3 IN, 5LB	2
<b>Baluster Fasteners</b>		<b>1_Generic</b>	
Baluster Screw	735068	DECKMATE SCREW, TAN, 2-1/2IN, 5LB	1
<b>Beam to Post Connection</b>		<b>1_Generic</b>	
Beam Bolt 4x4	544208	CARRIAGE BOLT-GALV. 1/2 X 8	6
Beam Nut	538892	HEX NUT GALV 1/2	6
Beam Washer	538981	FLAT CUT WASHER GALV 1/2	6
<b>Blocking Fasteners</b>		<b>1_Generic</b>	
Blocking Nails	192708	16D 3-1/2" HOT GALV COMMON 5 LB	1
<b>Concrete</b>		<b>1_Generic</b>	
Conc IG Ftng	169765	80LB QUIKRETE CONCRETE MIX	5

Warning and Important Instructions: This is not a final design plan or estimate. EDGENET, INC. assumes no responsibility for the correct use or output of this program. All information contained on this page is subject to the terms in the disclaimer located at the end of this document.

Advertencia e instrucciones importantes: Esto no es un plan ni una estimación final del diseño. EDGENET, INC. no asume ninguna responsabilidad del uso o de la salida correcto de este programa. Toda la información contenida en esta página está conforme a los términos en la negación, situada en el extremo de este documento.



# Pro Deck Design™



<b>Diagonal Bracing Connection</b>		<b>2_Generic</b>	
DiagBraceBeamB	544208	CARRIAGE BOLT-GALV. 1/2 X 8	6
DiagBraceBeamN	538892	HEX NUT GALV 1/2	6
DiagBraceBeamW	538981	FLAT CUT WASHER GALV 1/2	6
DiagBraceJoistBol	544208	CARRIAGE BOLT-GALV. 1/2 X 8	6
DiagBraceJoistNut	538892	HEX NUT GALV 1/2	6
DiagBraceJoistWa	538981	FLAT CUT WASHER GALV 1/2	6
<b>Diagonal Bracing</b>		<b>1_Generic</b>	
DiagBraceBeam	256276	4X4-8FT #2 PT	2
DiagBraceJoist	256276	4X4-8FT #2 PT	2
<b>Flashing Fasteners</b>		<b>1_Generic</b>	
LedgerFlashing	193631	3D 1-1/4" ELECTRO GALV. ROOFING 1 LB	1
<b>Flashing</b>		<b>1_Generic</b>	
LedgerFlashing	439398	WHITE GALVANIZED DECK LEDGER	2
<b>Joist Hangers/Fasteners</b>		<b>1_Generic</b>	
2x8 Hanger Nail	461046	10D5HDG 10DX3" HDG NAILS-5LB BOX	1
2x8 Joist Hanger	865858	LUS28Z 2"X8" 18GA DBL SHEAR HANGER	16
<b>Ledger Fasteners</b>		<b>1_Generic</b>	
5" Lag	928585	LAG SCREW GALV 1/2 X 5	10
Lag Bolt Washer	538981	FLAT CUT WASHER GALV 1/2	10
<b>Rail Post Connection</b>		<b>1_Generic</b>	
Rail Post-Bolt	927708	CARRIAGE BOLT GALV 1/2 X 6	32
Rail Post-Nut	538892	HEX NUT GALV 1/2	32
Rail Post-Washer	538981	FLAT CUT WASHER GALV 1/2	32
<b>Rail to Rail Post Connection</b>		<b>1_Generic</b>	
Railing Screws	177313	DECKMATE SCREW, TAN, 3-1/2IN, 5LB	1
<b>Rim Joist Fasteners</b>		<b>1_Generic</b>	
Rim Joist Nail	446408	16D 3-1/2" HOT GALV BOX 1 LB	2
<b>Stringer Connection</b>		<b>1_Generic</b>	
Simpson	593250	LSCZ 18GA ZMAX ADJ STAIR-STRINGER	9

Warning and Important Instructions: This is not a final design plan or estimate. EDGENET, INC. assumes no responsibility for the correct use or output of this program. All information contained on this page is subject to the terms in the disclaimer located at the end of this document.

Advertencia e instrucciones importantes: Esto no es un plan ni una estimación final del diseño. EDGENET, INC. no asume ninguna responsabilidad del uso o de la salida correcto de este programa. Toda la información contenida en esta página está conforme a los términos en la negación, situada en el extremo de este documento.



# Pro Deck Design™



Usage	Sku	Description	Qty
Simpson	479710	SIMPSON #10 X 1.5" CONNECTOR SCREW	2
<b>Tread Connection</b>		<b>1_Generic</b>	
Tread Screws	734920	DECKMATE SCREW, GREEN, 3 IN, 1LB	2

Warning and Important Instructions: This is not a final design plan or estimate. EDGENET, INC. assumes no responsibility for the correct use or output of this program. All information contained on this page is subject to the terms in the disclaimer located at the end of this document.

Advertencia e instrcciones importantes: Esto no es un plan ni una estimación final del diseño. EDGENET, INC. no asume ninguna responsabilidad del uso o de la salida correcto de este programa. Toda la información contenida en esta página está conforme a los términos en la negación, situada en el extremo de este documento.



# Pro Deck Design™




## Material Usage List

**IMPORTANT DO NOT PRE CUT LUMBER AND/OR MATERIALS.** While this Materials Usage List shows the proper length for all of the lumber, you should not pre-cut any lumber and/or materials. You should only cut the lumber and/or materials after your posts are in and you have re-measured the distances. Precutting of lumber and/or materials prior to actual need can result in significant wastage in lumber and/or materials. A slight variation from the plans in the placement of posts can cause lumber and/or materials properly sized according to the plans not to fit for the intended use.

**IMPORTANTE: NO CORTE LA MADERA DE CONSTRUCCIÓN POR ADELANTADO.** Mientras que esta lista del uso de materiales demuestra la longitud apropiada para toda la madera de construcción, usted no debe cortar por adelantado ninguna madera de construcción. Usted debe cortar la madera de construcción solamente después de que sus postes estén adentro y usted ha remedido las distancias. Cortar por adelantado de la madera de construcción antes de la necesidad real puede dar resultar en despilfarro significativo en la madera de construcción. Una variación leve de los planes en la colocación de postes puede causar la madera de construcción clasificada correctamente según los planes para no caber para el uso previsto.

Decking            168793            26            5/4"X6"X12' PREM PT WEATHERSHIELD



There will be 1 piece  
A - Length 12'

Joist                255676            8            2X8-12FT #1 PT WEATHERSHEILD



There will be 1 piece  
A - Length 11' 9"

Beam               255676            1            2X8-12FT #1 PT WEATHERSHEILD



There will be 1 piece  
A - Length 12'

Post                256276            3            4X4-8FT #2 PT



There will be 1 piece  
A - Length 6' 11"

Railing Post      256276            8            4X4-8FT #2 PT



There will be 2 pieces  
A - Length 3' 6"  
B - Length 3' 6"

**Warning and Important Instructions:** This is not a final design plan or estimate. EDGENET, INC. assumes no responsibility for the correct use or output of this program. All information contained on this page is subject to the terms in the disclaimer located at the end of this document.


**Advertencia e instrcciones importantes:** Esto no es un plan ni una estimación final del diseño. EDGENET, INC. no asume ninguna responsabilidad del uso o de la salida correcto de este programa. Toda la información contenida en esta página está conforme a los términos en la negación, situada en el extremo de este documento.



# Pro Deck Design™




Baluster 302477 41 2X2-8FT #1 PT WEATHERSHIELD




There will be 2 pieces  
A - Length 3' 3"  
B - Length 3' 3"

Baluster 302477 1 2X2-8FT #1 PT WEATHERSHIELD




There will be 1 piece  
A - Length 3' 3"

H Top Rail 254258 1 2X4-8FT #1 PT WEATHERSHIELD



There will be 2 pieces  
A - Length 4' 1"  
B - Length 1'

H Top Rail 254258 1 2X4-8FT #1 PT WEATHERSHIELD



There will be 2 pieces  
A - Length 4' 7"  
B - Length 4"

H Top Rail 254258 2 2X4-8FT #1 PT WEATHERSHIELD



There will be 1 piece  
A - Length 5' 11"

H Top Rail 254258 3 2X4-8FT #1 PT WEATHERSHIELD



There will be 1 piece  
A - Length 4' 7"

Warning and Important Instructions: This is not a final design plan or estimate. EDGENET, INC. assumes no responsibility for the correct use or output of this program. All information contained on this page is subject to the terms in the disclaimer located at the end of this document.

Advertencia e instrucciones importantes: Esto no es un plan ni una estimación final del diseño. EDGENET, INC. no asume ninguna responsabilidad del uso o de la salida correcto de este programa. Toda la información contenida en esta página está conforme a los términos en la negación, situada en el extremo de este documento.



# Pro Deck Design™




H Top Rail 254258 1 2X4-8FT #1 PT WEATHERSHIELD



There will be 1 piece  
A - Length 4' 4"

H Top Rail 254258 1 2X4-8FT #1 PT WEATHERSHIELD



There will be 2 pieces  
A - Length 8"  
B - Length 7'

Stair Stringer 255974 1 2X12-8FT #2 PT WEATHERSHIELD



There will be 1 piece  
A - Length 4' 5"

Stair Stringer 155959 4 2"X12"X12' #2 PT WEATHERSHIELD




There will be 2 pieces  
A - Length 4' 5"  
B - Length 4' 5"

Step Tread 168768 1 5/4X6-8FT PREM PT WEATHERSHIELD



There will be 2 pieces  
A - Length 3'  
B - Length 3'

Step Tread 167894 2 5/4X6-10FT PREM PT WEATHERSHIELD



There will be 3 pieces  
A - Length 3'  
B - Length 3'  
C - Length 3'

Warning and Important Instructions: This is not a final design plan or estimate. EDGENET, INC. assumes no responsibility for the correct use or output of this program. All information contained on this page is subject to the terms in the disclaimer located at the end of this document.

Advertencia e instrucciones importantes: Esto no es un plan ni una estimación final del diseño. EDGENET, INC. no asume ninguna responsabilidad del uso o de la salida correcto de este programa. Toda la información contenida en esta página está conforme a los términos en la negación, situada en el extremo de este documento.



# Pro Deck Design™




Step Tread      167894      4      5/4X6-10FT PREM PT WEATHERSHIELD



There will be 2 pieces  
A - Length 4' 1"  
B - Length 4' 1"

Riser      254258      1      2X4-8FT #1 PT WEATHERSHIELD




There will be 2 pieces  
A - Length 3'  
B - Length 3'

Riser      254907      2      2X4-10FT #1 PT WEATHERSHIELD



There will be 3 pieces  
A - Length 3'  
B - Length 3'  
C - Length 3'

Riser      254907      4      2X4-10FT #1 PT WEATHERSHIELD



There will be 2 pieces  
A - Length 4' 1"  
B - Length 4' 1"

Vert Top Rail      168768      1      5/4X6-8FT PREM PT WEATHERSHIELD



There will be 2 pieces  
A - Length 4' 7"  
B - Length 4"

Vert Top Rail      168768      2      5/4X6-8FT PREM PT WEATHERSHIELD



There will be 1 piece  
A - Length 5' 11"

Warning and Important Instructions: This is not a final design plan or estimate. EDGENET, INC. assumes no responsibility for the correct use or output of this program. All information contained on this page is subject to the terms in the disclaimer located at the end of this document.


Advertencia e instrucciones importantes: Esto no es un plan ni una estimación final del diseño. EDGENET, INC. no asume ninguna responsabilidad del uso o de la salida correcto de este programa. Toda la información contenida en esta página está conforme a los términos en la negociación, situada en el extremo de este documento.



# Pro Deck Design™




Vert Top Rail 168768 1 5/4X6-8FT PREM PT WEATHERSHIELD



There will be 1 piece  
A - Length 4' 4"

Vert Top Rail 168768 3 5/4X6-8FT PREM PT WEATHERSHIELD



There will be 1 piece  
A - Length 4' 7"

Vert Top Rail 168768 1 5/4X6-8FT PREM PT WEATHERSHIELD



There will be 2 pieces  
A - Length 8"  
B - Length 7'

Vert Top Rail 168768 1 5/4X6-8FT PREM PT WEATHERSHIELD



There will be 2 pieces  
A - Length 4' 1"  
B - Length 1'

Ledger 255676 1 2X8-12FT #1 PT WEATHERSHEILD



There will be 1 piece  
A - Length 12'

Rim Joist 255676 3 2X8-12FT #1 PT WEATHERSHEILD



There will be 1 piece  
A - Length 12'

Warning and Important Instructions: This is not a final design plan or estimate. EDGENET, INC. assumes no responsibility for the correct use or output of this program. All information contained on this page is subject to the terms in the disclaimer located at the end of this document.

Advertencia e instrucciones importantes: Esto no es un plan ni una estimación final del diseño. EDGENET, INC. no asume ninguna responsabilidad del uso o de la salida correcto de este programa. Toda la información contenida en esta página está conforme a los términos en la negación, situada en el extremo de este documento.

























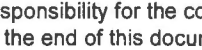





# Pro Deck Design™



## Material List

Qty	UOM	SKU	Description	
<b>Stock Items</b>				
4	EA	155959	2"X12"X12' #2 PT WEATHERSHIELD	
6	EA	167894	5/4X6-10FT PREM PT WEATHERSHIELD	
10	EA	168768	5/4X6-8FT PREM PT WEATHERSHIELD	
26	EA	168793	5/4"X6"X12' PREM PT WEATHERSHIELD	
5	EA	169765	80LB QUIKRETE CONCRETE MIX	
1	BX	177313	DECKMATE SCREW, TAN, 3-1/2IN, 5LB	
1	BX	192708	16D 3-1/2" HOT GALV COMMON 5 LB	
1	BX	193631	3D 1-1/4" ELECTRO GALV. ROOFING 1 LB	
10	EA	254258	2X4-8FT #1 PT WEATHERSHIELD	
6	EA	254907	2X4-10FT #1 PT WEATHERSHIELD	
13	EA	255676	2X8-12FT #1 PT WEATHERSHEILD	
1	EA	255974	2X12-8FT #2 PT WEATHERSHIELD	
15	EA	256276	4X4-8FT #2 PT	
42	EA	302477	2X2-8FT #1 PT WEATHERSHIELD	
2	EA	439398	WHITE GALVANIZED DECK LEDGER	
2	BX	446408	16D 3-1/2" HOT GALV BOX 1 LB	
1	BX	461046	10D5HDG 10DX3" HDG NAILS-5LB BOX	
2	EA	479710	SIMPSON #10 X 1.5" CONNECTOR SCREW	
50	EA	538892	HEX NUT GALV 1/2	
60	EA	538981	FLAT CUT WASHER GALV 1/2	
18	EA	544208	CARRIAGE BOLT-GALV. 1/2 X 8	
9	EA	593250	LSCZ 18GA ZMAX ADJ STAIR-STRINGER	
2	BX	734920	DECKMATE SCREW, GREEN, 3 IN, 1LB	
2	BX	735003	DECKMATE SCREW, GREEN, 3 IN, 5LB	
1	BX	735068	DECKMATE SCREW, TAN, 2-1/2IN, 5LB	
16	EA	865858	LUS28Z 2"X8" 18GA DBL SHEAR HANGER	

Warning and Important Instructions: This is not a final design plan or estimate. EDGENET, INC. assumes no responsibility for the correct use or output of this program. All information contained on this page is subject to the terms in the disclaimer located at the end of this document.

Advertencia e instrcciones importantes: Esto no es un plan ni una estimación final del diseño. EDGENET, INC. no asume ninguna responsabilidad del uso o de la salida correcto de este programa. Toda la información contenida en esta página está conforme a los términos en la negación, situada en el extremo de este documento.



# Pro Deck Design™



Qty	UOM	SKU	Description	
32	EA	927708	CARRIAGE BOLT GALV 1/2 X 6	
10	EA	928585	LAG SCREW GALV 1/2 X 5	

**Total Price      \$1,385.67**

Estimate Created:      08/22/2012

Days Valid              14

This price does not include any Special Order items. Please see Store Associate to adjust the design or to price and order items.

Parameters used for Deck 1: 60 psf live load, 48 inch footing depth.

Warning and Important Instructions: This is not a final design plan or estimate. EDGENET, INC. assumes no responsibility for the correct use or output of this program. All information contained on this page is subject to the terms in the disclaimer located at the end of this document.

Advertencia e instrucciones importantes: Esto no es un plan ni una estimación final del diseño. EDGENET, INC. no asume ninguna responsabilidad del uso o de la salida correcto de este programa. Toda la información contenida en esta página está conforme a los términos en la negación, situada en el extremo de este documento.



# Pro Deck Design™



## Disclaimer

---

### Warning and Important Instructions:

EDGENET, INC. assumes no responsibility for the correct use or output of this program. This is not a final design plan or estimate. Variations in building codes, specific architectural considerations, and site conditions may require changes to the design and estimate. You are responsible for the final structure, conforming to local building codes, materials and structural safety of the final design. EDGENET, INC. does not engage in the practice of engineering, architecture, or general contracting. EDGENET, INC. does not assume any responsibility for design, engineering, or construction; for selection or choice of materials used; for compliance with any codes, laws, or standards of workmanship. All designs, estimates and final structures should be examined by a qualified professional to determine they are reasonable and accurate.

**DO NOT CUT LUMBER AND/OR MATERIALS IN ADVANCE.** Advance cutting may lead to lumber and/or materials that are too long or too short for the structure. EDGENET, INC. does not assume any responsibility for lumber and/or materials cut that do not fit the structure.

**Advertencia e Instrucciones Importantes:** EDGENET, INC. no asume ninguna responsabilidad por el uso correcto ni por los productos de este programa. Esto no constituye un plan de diseño o estimación final. Las variaciones en los códigos de construcción, las consideraciones arquitectónicas específicas y las condiciones del sitio pueden requerir cambios en el diseño y la estimación. Usted es responsable de que la estructura final cumpla con los códigos de construcción locales y con la seguridad estructural y de los materiales del diseño final. EDGENET, INC. no participa en la ingeniería, la arquitectura ni en la contratación general. EDGENET, INC. no asume responsabilidad alguna por el diseño, la ingeniería, o la construcción; por la selección o la elección de los materiales usados; por el cumplimiento de los códigos, las leyes, o los estándares de mano de obra. Todos los diseños, las estimaciones y las estructuras finales deben ser examinados por un profesional calificado para determinar que sean razonables y exactos.

**NO CORTE LA MADERA NI LOS MATERIALES CON ANTELACIÓN.** Si la madera o los materiales se cortan con antelación, pueden ser demasiado largos o cortos para la estructura. EDGENET, INC. no asume responsabilidad alguna si la madera o los materiales que se cortaron no encajan en la estructura.

---

Warning and Important Instructions: This is not a final design plan or estimate. EDGENET, INC. assumes no responsibility for the correct use or output of this program. All information contained on this page is subject to the terms in the disclaimer located at the end of this document.

Advertencia e instrucciones importantes: Esto no es un plan ni una estimación final del diseño. EDGENET, INC. no asume ninguna responsabilidad del uso o de la salida correcto de este programa. Toda la información contenida en esta página está conforme a los términos en la negación, situada en el extremo de este documento.

