


Consultant:

Richard Melling, PE
MEP DESIGN CONSULTANT
8824 Gotherstone Ct.
Raleigh, NC 27615
email: rmelling@mellingengineering.com

Revision:

△ 11/25/15
△ 12/10/15

Engineer of Record:



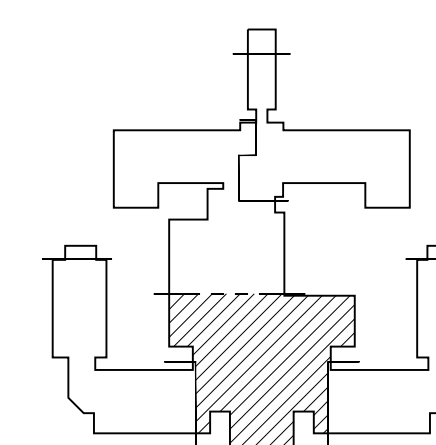
11/25/15

Drawn: RM

Checked: RM

Scale: 1/4" = 1'-0"

Key Plan:



Project Name:

LORING HOUSE

1125 Brighton Avenue
Portland, ME 04102

Sheet Name:

**Part Plan B
Second Floor**

Project Number:

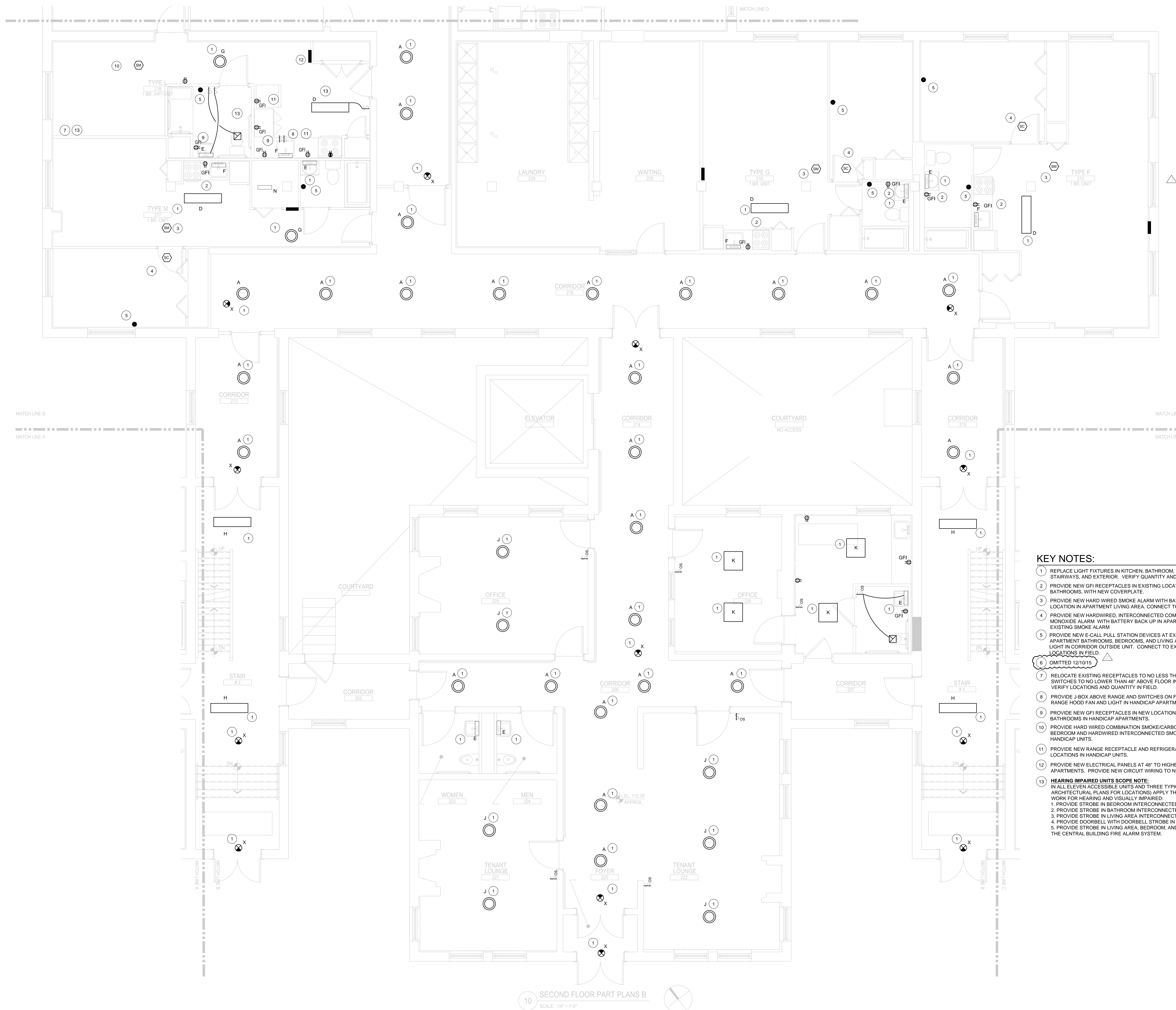
14165

Issue Date:

October 19, 2015

Sheet Number:

E2.02b



KEY NOTES:

- 1 REPLACE LIGHT FIXTURES IN KITCHEN, BATHROOM, PANTRY, COMMON CORRIDORS, STAIRWAYS, AND EXTERIOR. VERIFY QUANTITY AND LOCATIONS IN FIELD.
- 2 PROVIDE NEW GFI RECEPTACLES IN EXISTING LOCATIONS IN KITCHENS AND BATHROOMS, WITH NEW COVERPLATE.
- 3 PROVIDE NEW HARD WIRED SMOKE ALARM WITH BATTERY BACKUP IN EXISTING LOCATION IN APARTMENT LIVING AREA. CONNECT TO EXISTING WIRING.
- 4 PROVIDE NEW HARDWIRED, INTERCONNECTED COMBINATION SMOKE-CARBON MONOXIDE ALARM WITH BATTERY BACK UP IN APARTMENT BEDROOMS. WIRE TO EXISTING SMOKE ALARM
- 5 PROVIDE NEW E-CALL PULL STATION DEVICES AT EXISTING LOCATIONS IN APARTMENT BATHROOMS, BEDROOMS, AND LIVING AREAS. PROVIDE NEW COME LIGHT IN CORRIDOR OUTSIDE UNIT. CONNECT TO EXISTING WIRING. VERIFY LOCATIONS IN FIELD.
- 6 OMITTED 12/10/15
- 7 RELOCATE EXISTING RECEPTACLES TO NO LESS THAN 16" ABOVE FLOOR AND SWITCHES TO NO LOWER THAN 48" ABOVE FLOOR IN HANDICAP APARTMENTS. VERIFY LOCATIONS AND QUANTITY IN FIELD.
- 8 PROVIDE J-BOX ABOVE RANGE AND SWITCHES ON FRONT OF BASE CABINET FOR RANGE HOOD FAN AND LIGHT IN HANDICAP APARTMENTS.
- 9 PROVIDE NEW GFI RECEPTACLES IN NEW LOCATIONS IN KITCHENS AND BATHROOMS IN HANDICAP APARTMENTS.
- 10 PROVIDE HARD WIRED COMBINATION SMOKE-CARBON MONOXIDE ALARM IN BEDROOM AND HARDWIRED INTERCONNECTED SMOKE ALARM IN LIVING ROOM OF HANDICAP UNITS.
- 11 PROVIDE NEW RANGE RECEPTACLE AND REFRIGERATOR RECEPTACLE IN NEW LOCATIONS IN HANDICAP UNITS.
- 12 PROVIDE NEW ELECTRICAL PANELS AT 48" TO HIGHEST BREAKER IN HP ACCESSIBLE APARTMENTS. PROVIDE NEW CIRCUIT WIRING TO NEW DEVICES AS SHOWN.
- 13 **HEARING IMPAIRED UNITS SCOPE NOTE:**
IN ALL ELEVEN ACCESSIBLE UNITS AND THREE TYPICAL APARTMENTS (SEE ARCHITECTURAL PLANS FOR LOCATIONS) APPLY THE FOLLOWING SCOPE OF WORK FOR HEARING AND VISUALLY IMPAIRED:
1. PROVIDE STROBE IN BEDROOM INTERCONNECTED WITH SMOKE ALARMS.
2. PROVIDE STROBE IN BATHROOM INTERCONNECTED WITH SMOKE ALARMS.
3. PROVIDE STROBE IN LIVING AREA INTERCONNECTED WITH SMOKE ALARMS.
4. PROVIDE DOORBELL WITH DOORBELL STROBE IN LIVING AREA AND BEDROOM.
5. PROVIDE STROBE IN LIVING AREA, BEDROOM, AND BATHROOM CONNECTED TO THE CENTRAL BUILDING FIRE ALARM SYSTEM.

10 SECOND FLOOR PART PLANS B
SCALE: 1/4" = 1'-0"