


Consultant:

Richard Melling, PE  
MEP DESIGN CONSULTANT  
8824 Gotherstone Ct.  
Raleigh, NC 27615  
email: rmelling@mellingengineering.com

Revision:

11/25/15

Engineer of Record:



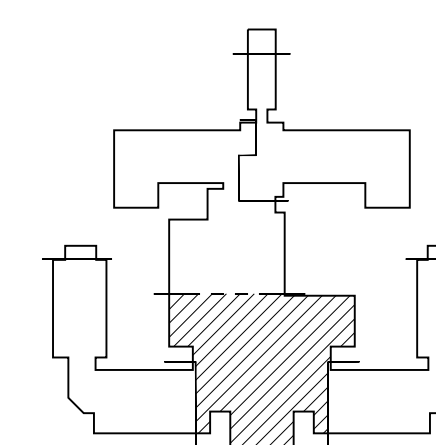
11/25/15

Drawn: RM

Checked: RM

Scale: 1/4" = 1'-0"

Key Plan:



Project Name:

**LORING HOUSE**

1125 Brighton Avenue  
Portland, ME 04102

Sheet Name:

**Part Plan B  
Second Floor**

Project Number:

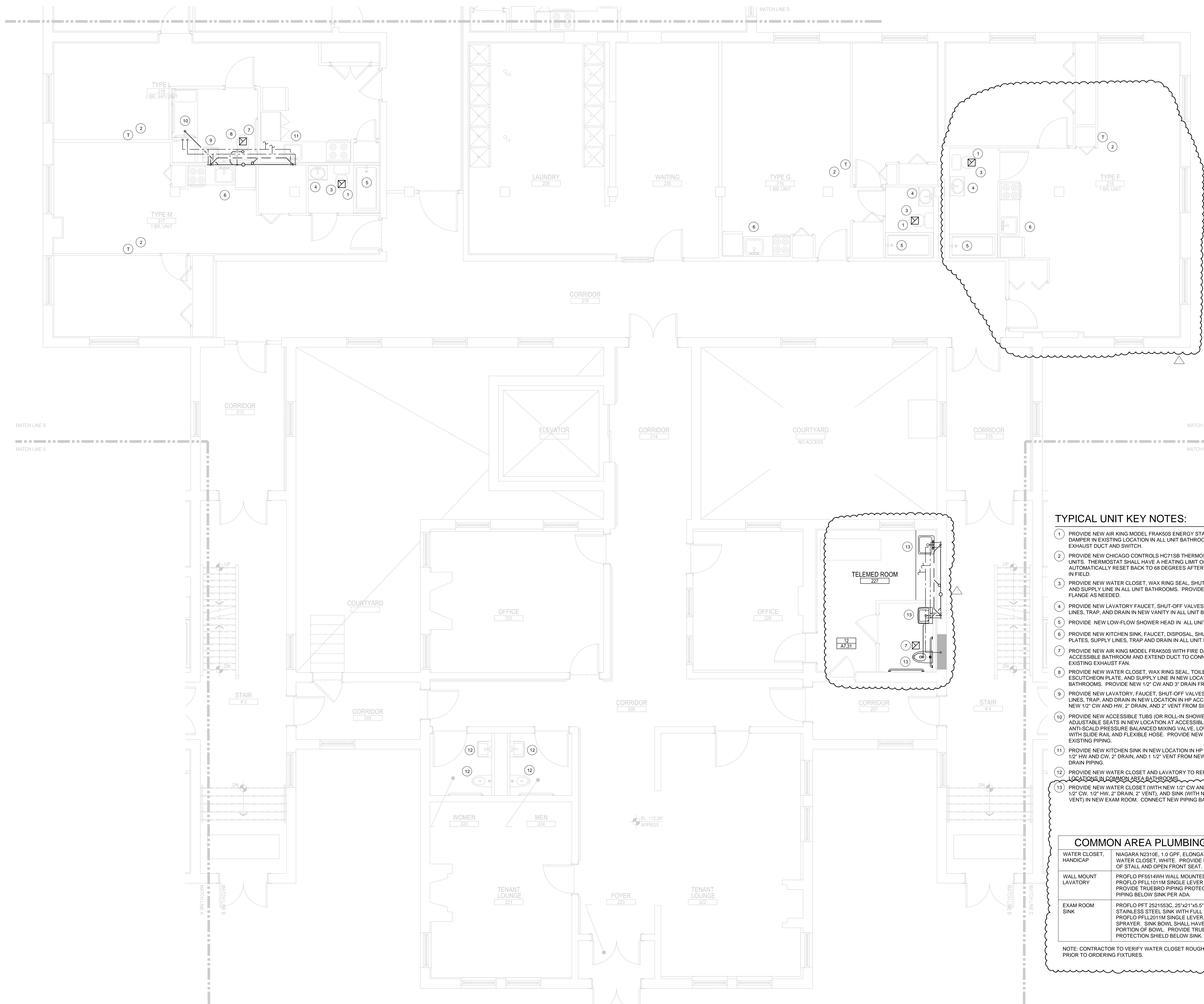
14165

Issue Date:

October 19, 2015

Sheet Number:

**M2.02b**



TYPICAL UNIT KEY NOTES:

- 1 PROVIDE NEW AIR KING MODEL FRAK505 ENERGY STAR RATED EXHAUST FAN WITH FIRE DAMPER IN EXISTING LOCATION IN ALL UNIT BATHROOMS. CONNECT TO EXISTING EXHAUST DUCT AND SWITCH.
- 2 PROVIDE NEW CHICAGO CONTROLS HC715B THERMOSTAT IN EXISTING LOCATION IN ALL UNITS. THERMOSTAT SHALL HAVE A HEATING LIMIT OF 71 DEGREES AND SHALL AUTOMATICALLY RESET BACK TO 68 DEGREES AFTER THREE HOURS. VERIFY LOCATIONS IN FIELD.
- 3 PROVIDE NEW WATER CLOSET, WAX RING SEAL, SHUT-OFF VALVE, ESCUTCHEON PLATE, AND SUPPLY LINE IN ALL UNIT BATHROOMS. PROVIDE UNIT PRICE FOR NEW TOILET FLANGE AS NEEDED.
- 4 PROVIDE NEW LAVATORY FAUCET, SHUT-OFF VALVES, ESCUTCHEON PLATES, SUPPLY LINES, TRAP, AND DRAIN IN NEW VANITY IN ALL UNIT BATHROOMS.
- 5 PROVIDE NEW LOW-FLOW SHOWER HEAD IN ALL UNIT BATHROOMS.
- 6 PROVIDE NEW KITCHEN SINK, FAUCET, DISPOSAL, SHUT-OFF VALVES, ESCUTCHEON PLATES, SUPPLY LINES, TRAP AND DRAIN IN ALL UNIT KITCHENS.
- 7 PROVIDE NEW AIR KING MODEL FRAK505 WITH FIRE DAMPER IN NEW LOCATION IN ACCESSIBLE BATHROOM AND EXTEND DUCT TO CONNECT TO EXISTING EXHAUST FAN.
- 8 PROVIDE NEW WATER CLOSET, WAX RING SEAL, TOILET FLANGE, SHUT-OFF VALVE, ESCUTCHEON PLATE, AND SUPPLY LINE IN NEW LOCATION IN HP ACCESSIBLE BATHROOMS. PROVIDE NEW 1/2" CW AND 3" DRAIN FROM TOILET TO EXISTING PIPING.
- 9 PROVIDE NEW LAVATORY, FAUCET, SHUT-OFF VALVES, ESCUTCHEON PLATES, SUPPLY LINES, TRAP, AND DRAIN IN NEW LOCATION IN HP ACCESSIBLE BATHROOMS. PROVIDE NEW 1/2" CW AND HW, 2" DRAIN, AND 2" VENT FROM SINK TO EXISTING PIPING.
- 10 PROVIDE NEW ACCESSIBLE TUBS (OR ROLL-IN SHOWER - SEE ARCH. PLANS) WITH ADJUSTABLE SEATS IN NEW LOCATION AT ACCESSIBLE APARTMENTS. PROVIDE NEW ANTI-SCALD PRESSURE BALANCED MIXING VALVE, LOW FLOW HAND HELD SHOWER HEAD WITH SLIDE RAIL AND FLEXIBLE HOSE. PROVIDE NEW 1/2" HW AND CW, AND 2" DRAIN TO EXISTING PIPING.
- 11 PROVIDE NEW KITCHEN SINK IN NEW LOCATION IN HP ACCESSIBLE UNITS. PROVIDE NEW 1/2" HW AND CW, 2" DRAIN, AND 1 1/2" VENT FROM NEW SINK TO EXISTING WATER AND DRAIN PIPING.
- 12 PROVIDE NEW WATER CLOSET AND LAVATORY TO REPLACE EXISTING IN EXISTING LOCATIONS IN COMMON AREA BATHROOMS.
- 13 PROVIDE NEW WATER CLOSET (WITH NEW 1/2" CW AND 3" DRAIN), LAVATORY (WITH NEW 1/2" CW, 1/2" HW, 2" DRAIN, 2" VENT), AND SINK (WITH NEW 1/2" CW, 1/2" HW, 2" DRAIN, AND 2" VENT) IN NEW EXAM ROOM. CONNECT NEW PIPING BACK TO EXISTING IN THE ROOM.

COMMON AREA PLUMBING FIXTURES	
WATER CLOSET, HANDICAP	NIAGARA N2310E, 1.0 GPF, ELONGATED, 17" TO TOP OF SEAT WATER CLOSET, WHITE. PROVIDE FLUSH HANDLE ON WIDE SIDE OF STALL AND OPEN FRONT SEAT.
WALL MOUNT LAVATORY	PROFLO PFS5144W WALL MOUNTED LAVATORY WITH WALL HANGER, PROFLO PFL1011M SINGLE LEVER FAUCET, WITH 0.5 GPM AERATOR. PROVIDE TRUEBRO PIPING PROTECTION ON HOT, COLD, AND DRAIN PIPING BELOW SINK PER ADA.
EXAM ROOM SINK	PROFLO PFT 2521553C, 25"x21"x5.5" DEEP SINGLE BOWL 22 GAUGE STAINLESS STEEL SINK WITH FULL UNDERCOAT, 3 HOLES. PROFLO PFL2011M SINGLE LEVER, 1.5 GPM FAUCET WITHOUT SPRAYER. SINK BOWL SHALL HAVE THE DRAIN OPENING IN REAR PORTION OF BOWL. PROVIDE TRUEBRO BASIN GUARD PIPING PROTECTION SHIELD BELOW SINK.

NOTE: CONTRACTOR TO VERIFY WATER CLOSET ROUGH-IN DIMENSION IN FIELD PRIOR TO ORDERING FIXTURES.

10 SECOND FLOOR PART PLANS B  
SCALE: 1/4" = 1'-0"

