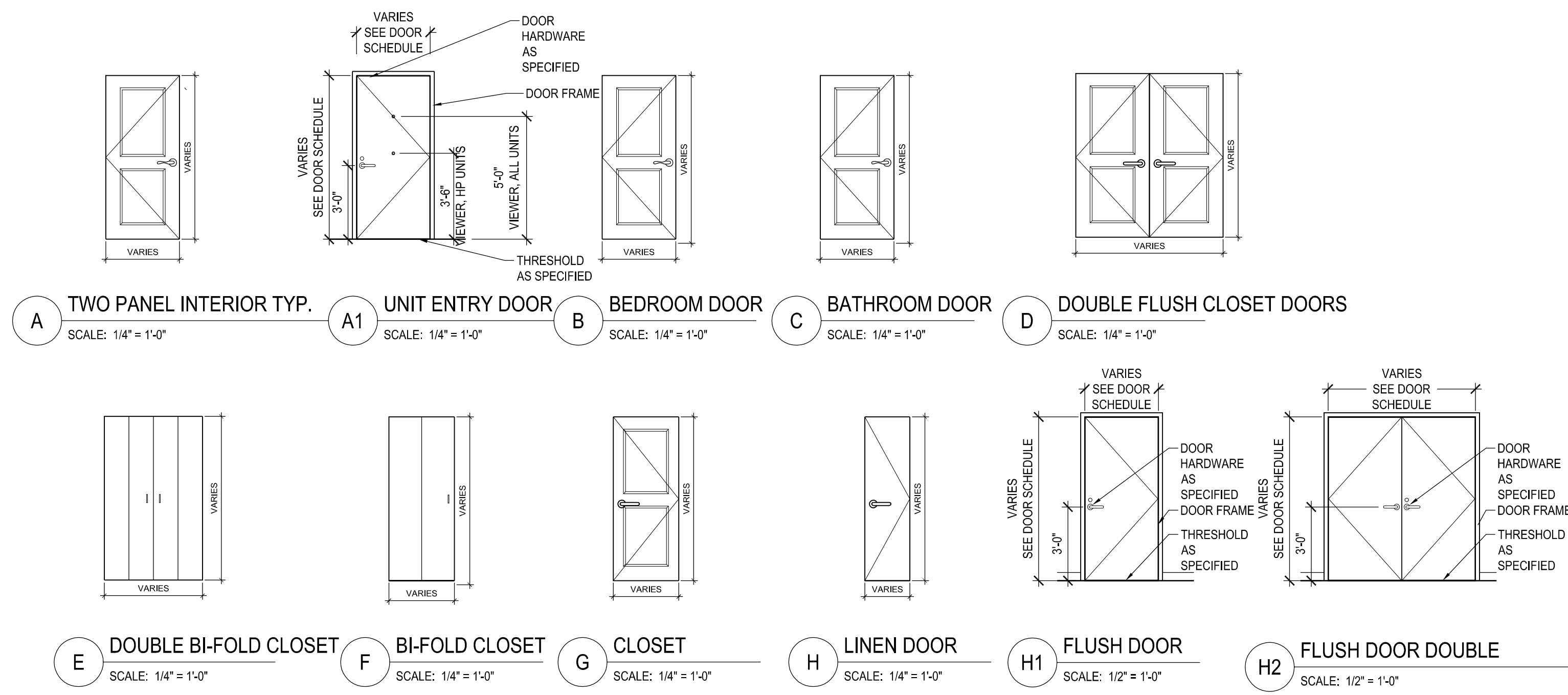


## INTERIOR DOORS



### GENERAL NOTES

- A. FIELD VERIFY ALL DOOR / DOOR OPENING DIMENSIONS
- B. CONTRACTOR SHALL COORDINATE KEYING WITH OWNER PRIOR TO HARDWARE SHOP DRAWING SUBMITTALS. KEYING SHALL BE INCLUDED IN HARDWARE SHOP DRAWINGS.
- C. DOORS TO BE PREPPED TO MATCH EXISTING HINGE AND LATCH LOCATIONS U.O.N.
- D. REPLACE ALL EXTERIOR SHED DOORS AND FRAMES.
- E. REFER TO SPECIFICATIONS FOR HARDWARE SETS.
- F. CONTRACTOR TO VERIFY QUANTITIES.
- G. NEW DOOR FRAMES AT SHED DOORS AND NEW DOOR OPENINGS ONLY.
- H. AT ALL APARTMENT ENTRY DOORS PROVIDE PEEPHOLES AT 60" A.F.F., AT ACCESSIBLE UNITS PROVIDE ADDITIONAL PEEPHOLES AT 42" A.F.F.
- I. PREPARE DOORS TO REUSE MORTISE SETS & DEADBOLTS. RECONNECT EXISTING EMERGENCY CALL WIRING.

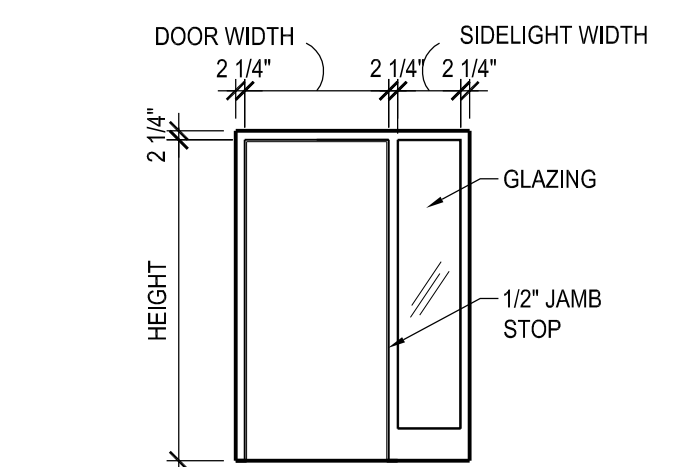
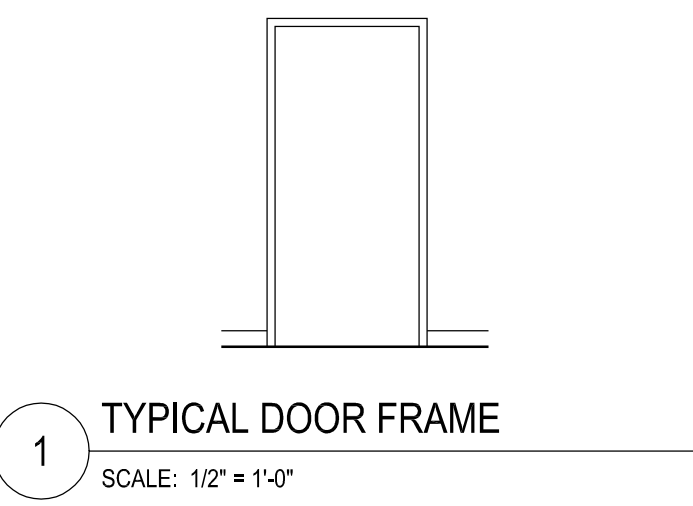
### SCHEDULE KEY NOTES

1. CONNECT HOLD OPEN DEVICES AND EMERGENCY HARDWARE TO FIRE ALARM SYSTEM

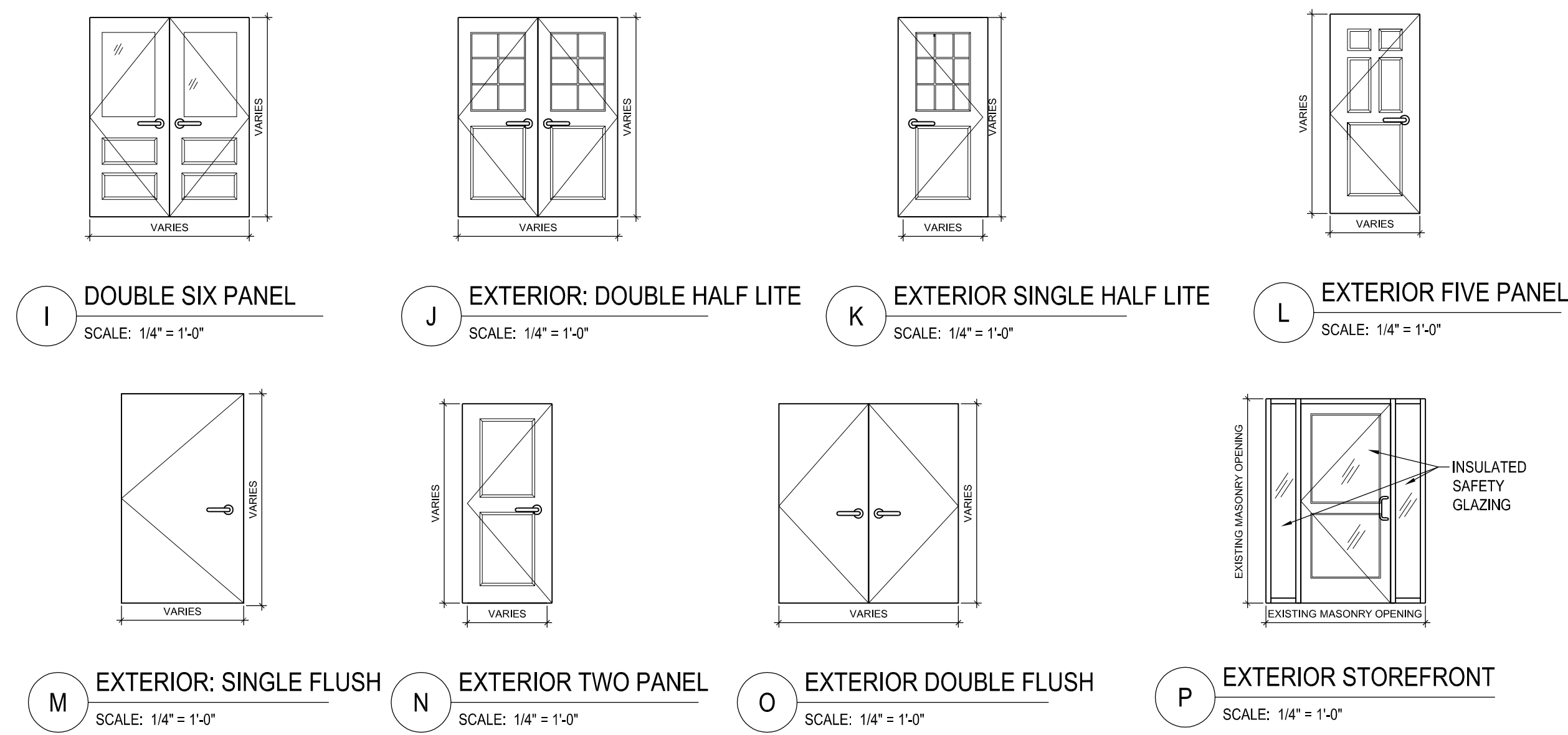
### ABBREVIATIONS

SM = SOLID MASONITE	IVD= INSULATED VINYL SLIDING-GLASS DOOR
ISD = INSULATED STEEL DOOR	WD = WOOD
ISG = INSULATED SAFETY GLASS	SG = SAFETY GLASS
HCW = HOLLOW CORE WOOD	ALUM =ALUMINUM STOREFRONT
SCW = SOLID CORE WOOD	MTL = METAL
EX'G = EXISTING TO REMAIN	ME = MATCH EXISTING
PHUNG = PREHUNG DOOR & FRAME	

### FRAME ELEVATIONS:

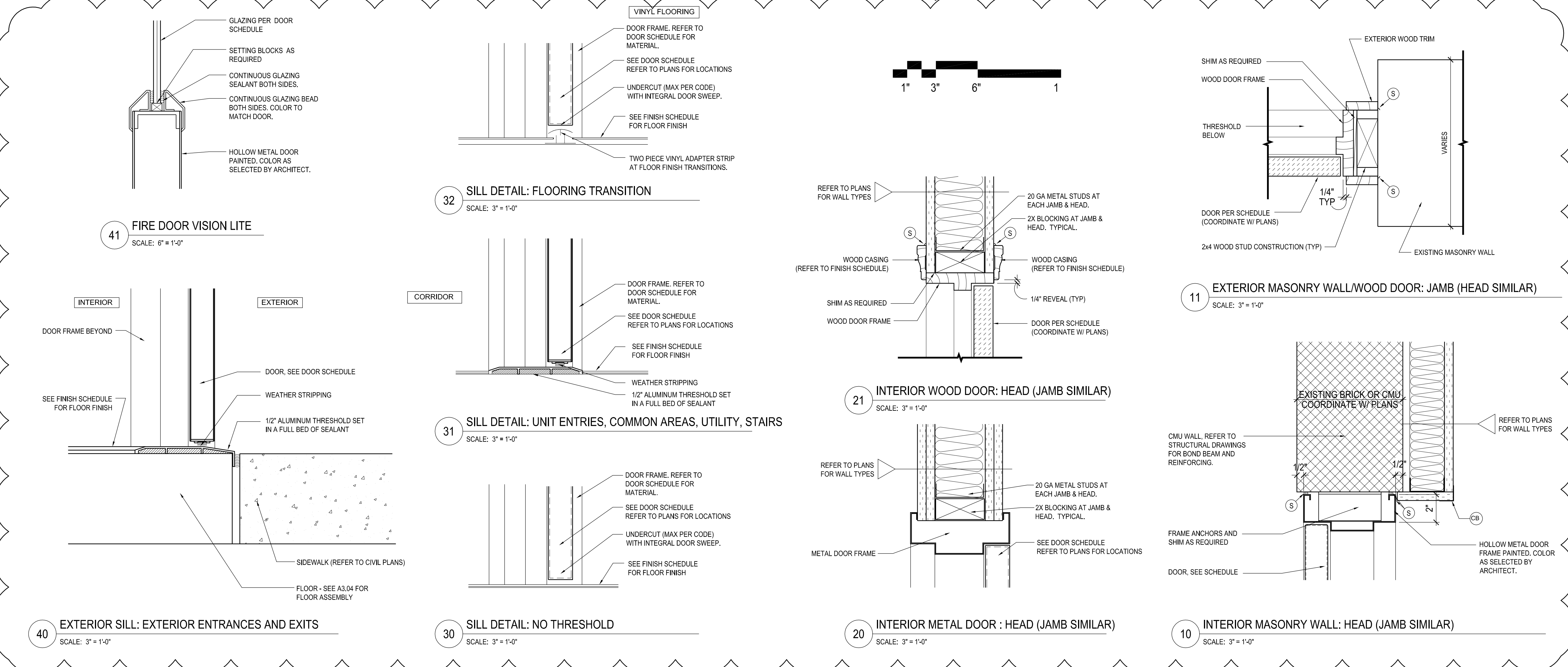


## EXTERIOR DOORS



1 TYPICAL DOOR FRAME  
SCALE: 1/2" = 1'-0"

2 METAL DOOR FRAME W/ GLAZING  
SCALE: 1/4" = 1'-0"



40 EXTERIOR SILL: EXTERIOR ENTRANCES AND EXITS  
SCALE: 3" = 1'-0"

41 FIRE DOOR VISION LITE  
SCALE: 6" = 1'-0"

30 SILL DETAIL: NO THRESHOLD  
SCALE: 3" = 1'-0"

31 SILL DETAIL: UNIT ENTRIES, COMMON AREAS, UTILITY, STAIRS  
SCALE: 3" = 1'-0"

20 INTERIOR METAL DOOR : HEAD (JAMB SIMILAR)  
SCALE: 3" = 1'-0"

21 INTERIOR WOOD DOOR: HEAD (JAMB SIMILAR)  
SCALE: 3" = 1'-0"

10 INTERIOR MASONRY WALL: HEAD (JAMB SIMILAR)  
SCALE: 3" = 1'-0"

11 EXTERIOR MASONRY WALL/WOOD DOOR: JAMB (HEAD SIMILAR)  
SCALE: 3" = 1'-0"

The Architectural Team, Inc.  
50 Commandant's Way at Admiral's Hill  
Chelsea MA 02150  
T 617.889.4402  
F 617.884.4329  
www.architecturalteam.com  
©2011 The Architectural Team, Inc.

### Consultant:

### Revision:

REVISION 1 - 10/19/2015

### Architect of Record:



Drawn: SEA

Checked: PRR

Scale: AS NOTED

Key Plan:

### Project Name:

**LORING HOUSE**

1125 Brighton Avenue  
Portland, ME 04102

### Sheet Name:

**DOOR SCHEDULE AND DETAILS**

### Project Number:

14165

### Issue Date:

November 25, 2015

### Sheet Number:

**A3.12**