

DISPLAY THIS CARD ON PRINCIPAL FRONTAGE OF WORK



# CITY OF PORTLAND

# BUILDING PERMIT

This is to certify that » The City of Portland

Located At 1125 BRIGHTON

Job ID: 2011-08-2035-HVAC

CBL: 269 - - B - 001 - 001 - - - -

has permission to Install Cleaver Brooks boiler

provided that the person or persons, firm or corporation accepting this permit shall comply with all of the provisions of the Statues of Maine and of the Ordinances of the City of Portland regulating the construction, maintenance and use of the buildings and structures, and of the application on file in the department.

Notification of inspection and written permission procured before this building or part thereof is lathed or otherwise closed-in. 48 HOUR NOTICE IS REQUIRED.

A final inspection must be completed by owner before this building or part thereof is occupied. If a certificate of occupancy is required, it must be

*[Handwritten signature and date 9/2/11]*

Fire Prevention Officer

Code Enforcement Officer / Plan Reviewer

**THIS CARD MUST BE POSTED ON THE STREET SIDE OF THE PROPERTY  
PENALTY FOR REMOVING THIS CARD**

## BUILDING PERMIT INSPECTION PROCEDURES

Please call 874-8703 or 874-8693 (ONLY)

or email: [buildinginspections@portlandmaine.gov](mailto:buildinginspections@portlandmaine.gov)

With the issuance of this permit, the owner, builder or their designee is required to provide adequate notice to the city of Portland Inspections Services for the following inspections. Appointments must be requested 48 to 72 hours in advance of the required inspection. The inspection date will need to be confirmed by this office.

- **Please read the conditions of approval that is attached to this permit!! Contact this office if you have any questions.**
- **Permits expire in 6 months. If the project is not started or ceases for 6 months.**
- **If the inspection requirements are not followed as stated below additional fees may be incurred due to the issuance of a "Stop Work Order" and subsequent release to continue.**

The project cannot move to the next phase prior to the required inspection and approval to continue, REGARDLESS OF THE NOTICE OF CIRCUMSTANCES.

IF THE PERMIT REQUIRES A CERTIFICATE OF OCCUPANCY, IT MUST BE PAID FOR AND ISSUED TO THE OWNER OR DESIGNEE BEFORE THE SPACE MAY BE OCCUPIED.



# PORTLAND MAINE

*Strengthening a Remarkable City, Building a Community for Life* • [www.portlandmaine.gov](http://www.portlandmaine.gov)

Director of Planning and Urban Development  
Penny St. Louis

Job ID: 2011-08-2035-HVAC

Located At: 1125 BRIGHTON

CBL: 269 - - B - 001 - 001 - - - -

## **Conditions of Approval:**

### **Fire**

Installation shall comply with City Code Chapter 10.

Fuel-fired boilers shall be protected in accordance with NFPA 101, *Life Safety Code*.

Installation shall comply with NFPA 211, *Standard for Chimneys, Fireplaces, Vents, and Solid Fuel-Burning Appliances*;

NFPA 31, *Standard for the Installation of Oil-Burning Equipment*;


NFPA 54, *National Fuel Gas Code*;

NFPA 91, *Standard for Exhaust Systems for Air Conveying Vapors, Gases, Mists, and Noncombustible Particulate Solids*;

NFPA 70, *National Electrical Code*; and the manufacturer's published instructions.

# City of Portland, Maine - Building or Use Permit Application

389 Congress Street, 04101 Tel: (207) 874-8703, FAX: (207) 8716

Job No: 2011-08-2035-HVAC	Date Applied: 8/17/2011	CBL: 269 - - B - 001 - 001 - - - - -	
Location of Construction: 1145 BRIGHTON AVE-	Owner Name: City of Portland	Owner Address: 55 PORTLAND ST PORTLAND, ME - MAINE 04101	Phone:
Business Name:	Contractor Name: Engineered Construction Services Inc.	Contractor Address: PO Box 9, Gorham, ME 04038	Phone: 312-4210
Lessee/Buyer's Name:	Phone:	Permit Type: HVAC	Zone: R-5
Past Use: City Hospital	Proposed Use: Same: City Hospital - to install Cleaver Brooks boiler in boiler house	Cost of Work: \$1000.00	CEO District:
		Fire Dept: <input checked="" type="checkbox"/> Approved w/conditions <input type="checkbox"/> Denied <input type="checkbox"/> N/A	Inspection: Use Group: HVAC Type:
		Signature: Capt. Perrone 8/29/11	Signature: 
Proposed Project Description: install a Cleaver Brooks and 2 Heat Exchanges		Pedestrian Activities District (P.A.D.)	

Permit Taken By: Lannie	<b>Zoning Approval</b>		
<p>1. This permit application does not preclude the Applicant(s) from meeting applicable State and Federal Rules.</p> <p>2. Building Permits do not include plumbing, septic or electrical work.</p> <p>3. Building permits are void if work is not started within six (6) months of the date of issuance. False informatin may invalidate a building permit and stop all work.</p>	<b>Special Zone or Reviews</b> <input type="checkbox"/> Shoreland <input type="checkbox"/> Wetlands <input type="checkbox"/> Flood Zone <input type="checkbox"/> Subdivision <input type="checkbox"/> Site Plan <input type="checkbox"/> Maj <input type="checkbox"/> Min <input type="checkbox"/> MM Date: <i>OK 9/22/11</i>	<b>Zoning Appeal</b> <input type="checkbox"/> Variance <input type="checkbox"/> Miscellaneous <input type="checkbox"/> Conditional Use <input type="checkbox"/> Interpretation <input type="checkbox"/> Approved <input type="checkbox"/> Denied Date:	<b>Historic Preservation</b> <i>within original Bldg</i> <input type="checkbox"/> Not in Dist or Landmark <input type="checkbox"/> Does not Require Review <input type="checkbox"/> Requires Review <input type="checkbox"/> Approved <input type="checkbox"/> Approved w/Conditions <input type="checkbox"/> Denied Date: <i>any exterior work requires a separate review &amp; Approval</i>
	<b>CERTIFICATION</b>		


I hereby certify that I am the owner of record of the named property, or that the proposed work is authorized by the owner of record and that I have been authorized by the owner to make this application as his authorized agent and I agree to conform to all applicable laws of this jurisdiction. In addition, if a permit for work described in the application is issued, I certify that the code official's authorized representative shall have the authority to enter all areas covered by such permit at any reasonable hour to enforce the provision of the code(s) applicable to such permit.

SIGNATURE OF APPLICANT	ADDRESS	DATE	PHONE
RESPONSIBLE PERSON IN CHARGE OF WORK, TITLE		DATE	PHON



FILL IN AND SIGN WITH INK

# APPLICATION FOR PERMIT HEATING OR POWER EQUIPMENT



R-5

To the INSPECTOR OF BUILDINGS, PORTLAND, ME.

The undersigned hereby applies for a permit to install the following heating, cooking or power equipment in accordance with the Laws of Maine, the Building Code of the City of Portland, and the following specifications:

Location / CBL 1145 BRIGHTON AVE Use of Building Boiler House Date 8-9-11  
Name and address of owner of appliance CITY OF PORTLAND

Installer's name and address ENGINEERED CONSTRUCTION SERVICES INC.  
P.O. BOX 9 GORHAM, ME 04038 Telephone 207-312-4210

**Location of appliance:**

- Basement
- Floor
- Attic
- Roof

**Type of Fuel:**

- Gas
- Oil
- Solid

Appliance Name: CLEAVER BROOKS

U.L. Approved  Yes  No

Will appliance be installed in accordance with the manufacture's installation instructions?  Yes  No

IF NO Explain: \_\_\_\_\_

**The Type of License of Installer:**

- Master Plumber # MS 70002449
- Solid Fuel # \_\_\_\_\_
- Oil # \_\_\_\_\_
- Gas # PNT 1489
- Other \_\_\_\_\_

**Type of Chimney:**

- Masonry Lined
- Factory built \_\_\_\_\_

Metal BY OTHERS  
Factory Built U.L. Listing # \_\_\_\_\_

Direct Vent  
Type \_\_\_\_\_ UL# \_\_\_\_\_

**Type of Fuel Tank**

- Oil
- Gas NATURAL

Size of Tank \_\_\_\_\_

Number of Tanks \_\_\_\_\_

Distance from Tank to Center of Flame More than 25' feet.

Cost of Work: \$ \_\_\_\_\_

Permit Fee: \$ \_\_\_\_\_

RECEIVED  
AUG 17 2011  
Dept. of Building Inspections  
City of Portland, Maine

**Approved**

Fire: \_\_\_\_\_

Ele.: \_\_\_\_\_

Bldg.: \_\_\_\_\_

**Approved with Conditions**

- See attached letter or requirement

Signature of Installer

Inspector's Signature

Date Approved



STATE OF MAINE  
DEPT OF PROFESSIONAL & FINANCIAL REGULATION  
PLUMBERS EXAMINING BOARD

LICENSE # MS70002449

**JAMES L. BIGELOW**  
**LICENSED MASTER PLUMBER**

ISSUED Sep 01, 2011 EXPIRES Aug 31, 2013

**RECEIVED**  
AUG 17 '11  
Dept of Professional & Financial Regulation  
City of Bangor, Maine



STATE OF MAINE  
DEPT OF PROFESSIONAL & FINANCIAL REGULATION  
PROPANE AND NATURAL GAS BOARD

LICENSE # PNT1489

JAMES L. BIGELOW  
PROPANE & NATURAL GAS TECHNICIAN  
Authorized to perform job functions as:  
APPL. CONN. & SERV. TECH. LARGE  
EQUIP & SERVICE TECH TANK SETTER  
& PIPE TECH

ISSUED Oct 13, 2009 EXPIRES Sep 30, 2011

RECEIVED



STATE OF MAINE  
DEPT OF PROFESSIONAL & FINANCIAL REGULATION  
PROPANE AND NATURAL GAS BOARD  
LICENSE # PNT5415

TIMOTHY A. DAVISON  
PROPANE & NATURAL GAS TECHNICIAN  
Authorized to perform job functions as:  
APPL. CONN. & SERV. TECH. TANK  
SETTER & PIPE TECH

ISSUED Nov 01, 2009 EXPIRES Oct 31, 2011



Maine.gov



## TIMOTHY A. DAVISON

8/9/2011 7:31:11 AM

 DEPARTMENT OF PROFESSIONAL AND FINANCIAL REGULATION  
 OFFICE OF LICENSING AND REGISTRATION  
 PLUMBERS EXAMINING BOARD
**TRAINEE PLUMBER**License Number: **TR90013129**

Status:

**Withdrawn/Terminated by Licensee**Expiration Date: **07/10/2009**Mailing Address: **28 POND RD  
RAYMOND, ME 04071-6018**Primary Phone : **+1 (207) 576-3745****History**

License Type	Start Date	End Date
TRAINEE PLUMBER	09/26/2006	07/10/2009

**Supervisor** [\(1 record\) hide](#)

Name	Issue Date	License Number
JAMES L. BIGELOW	09/25/2006	MS70002449

**License/Disciplinary Action**

No Records.

**JOURNEYMAN PLUMBER**License Number: **JY90013942**Status: **Expired**Expiration Date: **07/31/2011**Licensed By: **Examination**Mailing Address: **28 POND RD  
RAYMOND, ME 04071-6018**Primary Phone : **+1 (207) 576-3745****History**

License Type	Start Date	End Date
JOURNEYMAN PLUMBER	07/10/2009	07/31/2011

**Supervisor**

No Records.

**License/Disciplinary Action**

No Records.

**MASTER PLUMBER**Pending Number: **MS90014729**Status: **Pending**Mailing Address: **28 POND RD  
RAYMOND, ME 04071-6018**Primary Phone : **+1 (207) 576-3745****Supervised License**

No Records.

**License/Disciplinary Action**

No Records.

## GENERAL INFORMATION

Gender: **Male**

### Exams [\(7 records\) hide](#)

Type	Exam Date	Status	Score
Journeyman	04/10/2008	APPROVED	Raw: 0 Cnv: 0
Journeyman	10/24/2008	FAILED	69
Journeyman	02/06/2009	FAILED	Raw: 65 Cnv: 65
Journeyman	03/27/2009	PASSED	Raw: 76 Cnv: 76
Master	02/04/2011	APPROVED	Raw: 0 Cnv: 0
Master	03/18/2011	FAILED	Raw: 72 Cnv: 72
Master	04/01/2011	PASSED	Raw: 82 Cnv: 82

The Office of Licensing and Registration is providing information about this licensee as a public service. The information on this page is a secure, primary source for license verification. The information on this page is maintained by Office staff and is updated immediately upon a change to our licensing database. The information may not show a complete history. Licensing history prior to January 1, 2000 is unavailable online.

If you need further information, contact us directly.



Copyright © 2005-2011 Sauper Associates, Inc. All rights reserved.

# PLUMBING APPLICATION

Division of Environmental Health

## PROPERTY ADDRESS

Town or Plantation: PORTLAND  
 Street Subdivision Lot #: 1145 BRIGHAMTON AVE

## PROPERTY OWNERS NAME

Last: CITY OF PORTLAND First:

Applicant Name: JAMES BIGGLOW

Mailing Address of Owner/Applicant (If Different): P.O. BOX 241  
STANTON, ME

## Owner/Applicant Statement

I certify that the information submitted is correct to the best of my knowledge and understand that any falsification is reason for the Local Plumbing Inspectors to deny a Permit.

Signature of Owner/Applicant: [Signature] Date:

PORTLAND Date Permit Issued: 5/17/11 PERMIT # 11735 TOWN COPY \$ 40 FEE  Double Fee Charged  
 Local Plumbing Inspector Signature: [Signature] L.P.I. # 260  
269-B-1

## Caution: Inspection Required

I have inspected the installation authorized above and found it to be in compliance with the Maine Plumbing Rules.

Signature of Owner/Applicant: \_\_\_\_\_ Date: \_\_\_\_\_ Local Plumbing Inspector Signature: \_\_\_\_\_ Date Approved: \_\_\_\_\_

## PERMIT INFORMATION

This Application is for	Type of Structure To Be Served:	Plumbing To Be Installed By:
1. <input type="checkbox"/> NEW PLUMBING 2. <input type="checkbox"/> RELOCATED PLUMBING	1. <input type="checkbox"/> SINGLE FAMILY DWELLING 2. <input type="checkbox"/> MODULAR OR MOBILE HOME 3. <input type="checkbox"/> MULTIPLE FAMILY DWELLING 4. <input type="checkbox"/> OTHER - SPECIFY _____	1. <input checked="" type="checkbox"/> MASTER PLUMBER 2. <input type="checkbox"/> OIL BURNERMAN 3. <input type="checkbox"/> MFG'D. HOUSING DEALER/MECHANIC 4. <input type="checkbox"/> PUBLIC UTILITY EMPLOYEE 5. <input type="checkbox"/> PROPERTY OWNER LICENSE # <u>MS 70002449</u>

Hook-Up & Piping Relocation Maximum of 1 Hook-Up	Column 2		Column 1	
	Number	Type of Fixture	Number	Type of Fixture
<input type="checkbox"/> HOOK-UP: to public sewer in those cases where the connection is not regulated and inspected by the local Sanitary District.  <b>OR</b> <input type="checkbox"/> HOOK-UP: to an existing subsurface wastewater disposal system.		Hosebib / Sillcock		Bathtub (and Shower)
		Floor Drain		Shower (Separate)
<input type="checkbox"/> PIPING RELOCATION: of sanitary lines, drains, and piping without new fixtures.		Urinal		Sink
		Drinking Fountain		Wash Basin
<b>OR</b> <input type="checkbox"/> TRANSFER FEE (\$6.00)		Indirect Waste		Water Closet (Toilet)
		Water Treatment Softener, Filter, etc.		Clothes Washer
		Grease / Oil Separator		Dish Washer
		Roof Drain		Garbage Disposal
		Bidet		Laundry Tub
	<u>2</u>	Other: <u>HEAT EXCHANGERS</u>	<u>1</u>	Water Heater
		Fixtures (Subtotal) Column 2		Fixtures (Subtotal) Column 1
		Fixtures (Subtotal) Column 2		Fixtures (Subtotal) Column 1
		<b>Total Fixtures</b>		<b>Total Fixtures</b>
		Fixture Fee		Fixture Fee
		Transfer Fee		Transfer Fee
		Hook-Up & Relocation Fee		Hook-Up & Relocation Fee
		<b>Permit Fee (Total)</b>		<b>Permit Fee (Total)</b>

SEE PERMIT FEE SCHEDULE FOR CALCULATING FEE

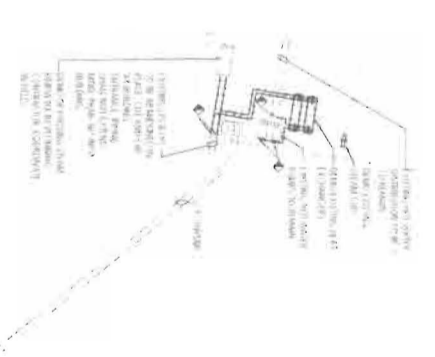
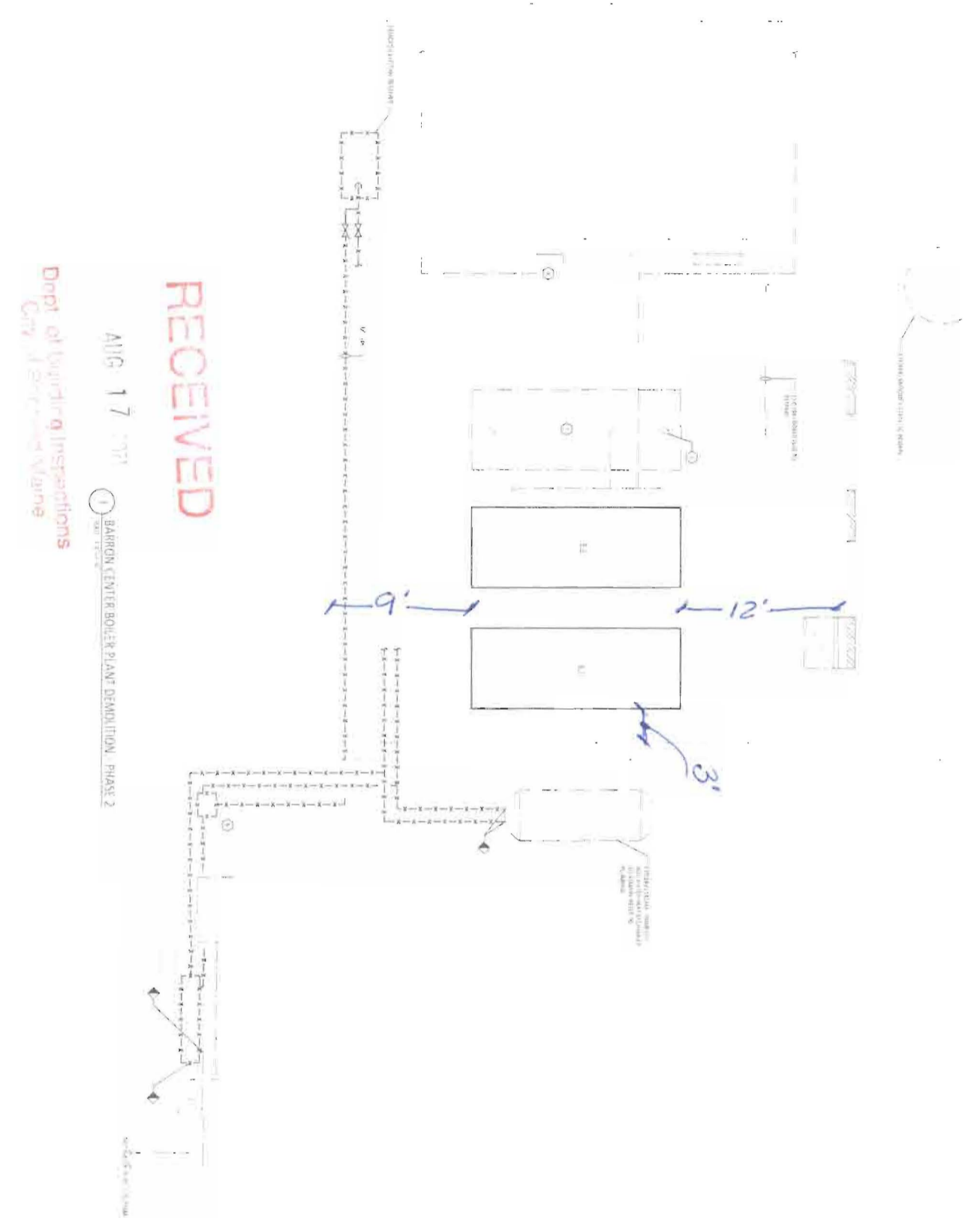
RECEIVED  
 DEPT. OF BUILDING & FIRE INSPECTIONS  
 CITY OF PORTLAND, MAINE  
 DATE: 5-17-2011  
 BY: [Signature]

**MECHANICAL DEMOLITION NOTES:**

1. Demolition shall be completed in accordance with the approved demolition plan.
2. All existing mechanical equipment shall be removed and disposed of in accordance with applicable regulations.
3. All existing ductwork shall be removed and disposed of in accordance with applicable regulations.
4. All existing piping shall be removed and disposed of in accordance with applicable regulations.
5. All existing electrical conduits shall be removed and disposed of in accordance with applicable regulations.
6. All existing fire alarm devices shall be removed and disposed of in accordance with applicable regulations.
7. All existing fire extinguishers shall be removed and disposed of in accordance with applicable regulations.
8. All existing fire extinguisher cabinets shall be removed and disposed of in accordance with applicable regulations.
9. All existing fire extinguisher cabinets shall be removed and disposed of in accordance with applicable regulations.
10. All existing fire extinguisher cabinets shall be removed and disposed of in accordance with applicable regulations.

**MECHANICAL DEMOLITION KEY NOTES:**

1. All existing mechanical equipment shall be removed and disposed of in accordance with applicable regulations.
2. All existing ductwork shall be removed and disposed of in accordance with applicable regulations.
3. All existing piping shall be removed and disposed of in accordance with applicable regulations.
4. All existing electrical conduits shall be removed and disposed of in accordance with applicable regulations.
5. All existing fire alarm devices shall be removed and disposed of in accordance with applicable regulations.
6. All existing fire extinguishers shall be removed and disposed of in accordance with applicable regulations.
7. All existing fire extinguisher cabinets shall be removed and disposed of in accordance with applicable regulations.
8. All existing fire extinguisher cabinets shall be removed and disposed of in accordance with applicable regulations.
9. All existing fire extinguisher cabinets shall be removed and disposed of in accordance with applicable regulations.
10. All existing fire extinguisher cabinets shall be removed and disposed of in accordance with applicable regulations.



RECEIVED

AUG 17 2021

Dept of Building Inspections  
City of Barron Center, WI

1 BARRON CENTER BOILER PLANT DEMOLITION - PHASE 2

2 BARRON CENTER BC 1 KITCHEN - DEMOLITION - PHASE 2

3 BARRON CENTER BC 2 DEMOLITION - PHASE 2

Major Components			Service Connections		Notes	
1	Control Panel	21	N/A	A	* Boiler is Designed and Constructed in Accordance with the ASME Boiler and Pressure Vessel Code - Section IV High Pressure Boiler * This Unit Complies with Insurance Underwriters Requirement for GE Global Asset Protection * The Boiler Package is painted with High Temperature Light Blue Enamel * The Burner Operation is Full Modulating  This Boiler Is Provided with: 1. Control Circuit Transformer 2. Welded End Caps on Baserails	
2	Entrance Panel	22	Handholes (6) 3.25" x 4.5"	B		N/A
3	Blower Motor - 7.5 HP	23	Front Sight Port	C		Exhaust Vent Pipe - 16" OD
4	Air Compressor 3 HP	24	Rear Sight Port	D		Vent Flange (See Detail)
5	Combustion Safeguard Control - CB120E	25	Burner	E		Water Outlet - 6" 150# F.F. Flange
6	Flame Scanner- Infrared	26	Alarm Bell	F		Water Return - 6" 150# F.F. Flange
7	Temperature Control - Operating Limit	27	N/A	G		Air Vent - 1.5 NPS
8	Temperature Control - High Limit (Manual Reset)	28	Main Power Non Fused Disconnect	H		Water Fill - 1.5 NPS
9	Temperature Control - Modulating	29	N/A	I		Drain Valve - 1.5 NPS
10	Main Low Water Column - McDonnell Miller PS750MT-120	30	Front Head Junction Box	J		N/A
11	N/A	31	N/A	K		N/A
12	Pressure Gauge	32	N/A	L		N/A
13	Water Thermometer	33	N/A	M		N/A
14	Stack Thermometer	34	N/A	N		Main Gas - 1.5 NPS
15	Safety Valve (1) Set At 125#	35	N/A	O		Minimum Inlet Gas Pressure Required is 0.9 PSI Maximum Inlet Gas Pressure Required is 3.0 PSI Rating - 6.124 (cfh) MBtu
16	Gas Train	36	N/A	P		Oil Inlet - 0.75 NPS ( 75 PSI Required at Inlet) Rating - 43.7 (gph)
17	Fuel Oil Piping Terminal	37	N/A	Q		Oil Outlet - 0.75 NPS
18	N/A	38	N/A	R		N/A
19	Manway 12" x 16"	39	N/A	S		Safety Valve - (1) Knuikle 537G 1.5 x 2.0 FPT (Outlet)
20	N/A	40	N/A	T		N/A

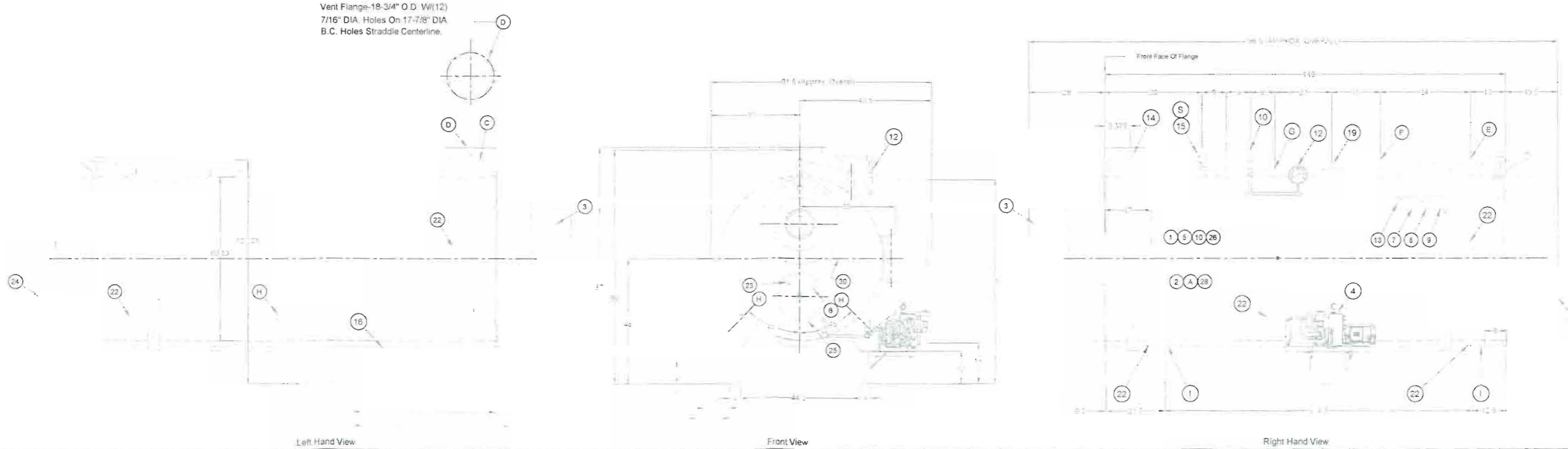
Boiler Specifications		Boiler Clearances	
Boiler Designation - CBLE 200 125		The Rear Door Is Davited	
Design Pressure - 125 HW		45	
Design Rating - 150 hp		32	
Emissions - 60 ppm		TOP	
Fuel(s) - No. 2 Oil & Natural Gas		Base Rails	
BTU Output - 5,021 (1,000 Btu/Hr)		Front Door Swing Is 5'-7"	
Fireside Heating Surface - 750 Sq. Ft.		Front Tube Removal Is 10'-7"	
Dry Weight - 13,500		Rear Tube Removal 11'-7"	
Water Weight - 9,295		68 55	
Gallons ( Operating ) - 1,115		Rear Door Clearance	
Code Compliance - GE Gap CSD-1			

RECEIVED

AUG 17 2011

Dept. of Building Inspections  
City of Portland, Maine

Vent Flange-18-3/4" O.D. W/12)  
7/16" DIA. Holes On 17-7/8" DIA  
B.C. Holes Straddle Centerline.



THIS DRAWING IS PROPERTY OF CLEAVER-BROOKS DIVISION. IT IS SUBJECT TO CHANGE WITHOUT NOTICE, AND IS NOT TO BE COPIED OR USED IN ANY MANNER DETRIMENTAL TO THE COMPANY.

REVISIONS 00 / 1	<b>CAUTION</b> DIMENSIONS SHOWN ARE APPROXIMATE AND SHOULD NOT BE USED IN RESTRICTIVE LAYOUTS OR TO PREFABRICATE ASSEMBLIES UNLESS CLEAVER-BROOKS HAS BEEN CONSULTED. IT IS STRONGLY RECOMMENDED THAT THE CUSTOMER REQUEST AS-BUILT CERTIFIED DRAWINGS FOR THESE CASES.	<b>WARNING</b> LIFTING LUGS PROVIDED ON THE VESSEL SHALL ONLY BE USED TO LIFT THE VESSEL WHEN IT IS DRY.	<b>WARNING</b> CHANGES, MODIFICATIONS OR ALTERATIONS ARE STRICTLY PROHIBITED.  CHANGES TO THIS DRAWING AND SUBSEQUENT MODIFICATION OF EQUIPMENT COULD RESULT IN DAMAGE TO THE EQUIPMENT AND/OR SERIOUS PERSONAL INJURY.	Barron Center Auburn, ME. T2413 <b>DIMENSIONAL DIAGRAM</b> SIZE D SHT 01 OF 02	N.T.S. 05/24/11 MST RMC	<b>CleaverBrooks</b> <table border="1" style="font-size: 8px;"> <tr> <td>CBLE</td> <td>200</td> <td>150</td> <td>125 HW</td> </tr> <tr> <td>WOB</td> <td>3</td> <td>60</td> <td>3</td> </tr> <tr> <td>CO-1</td> <td></td> <td></td> <td></td> </tr> </table> DRWG NO: T2413-1-1DD	CBLE	200	150	125 HW	WOB	3	60	3	CO-1			
CBLE	200	150	125 HW															
WOB	3	60	3															
CO-1																		