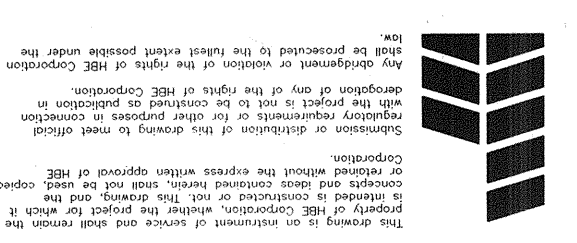
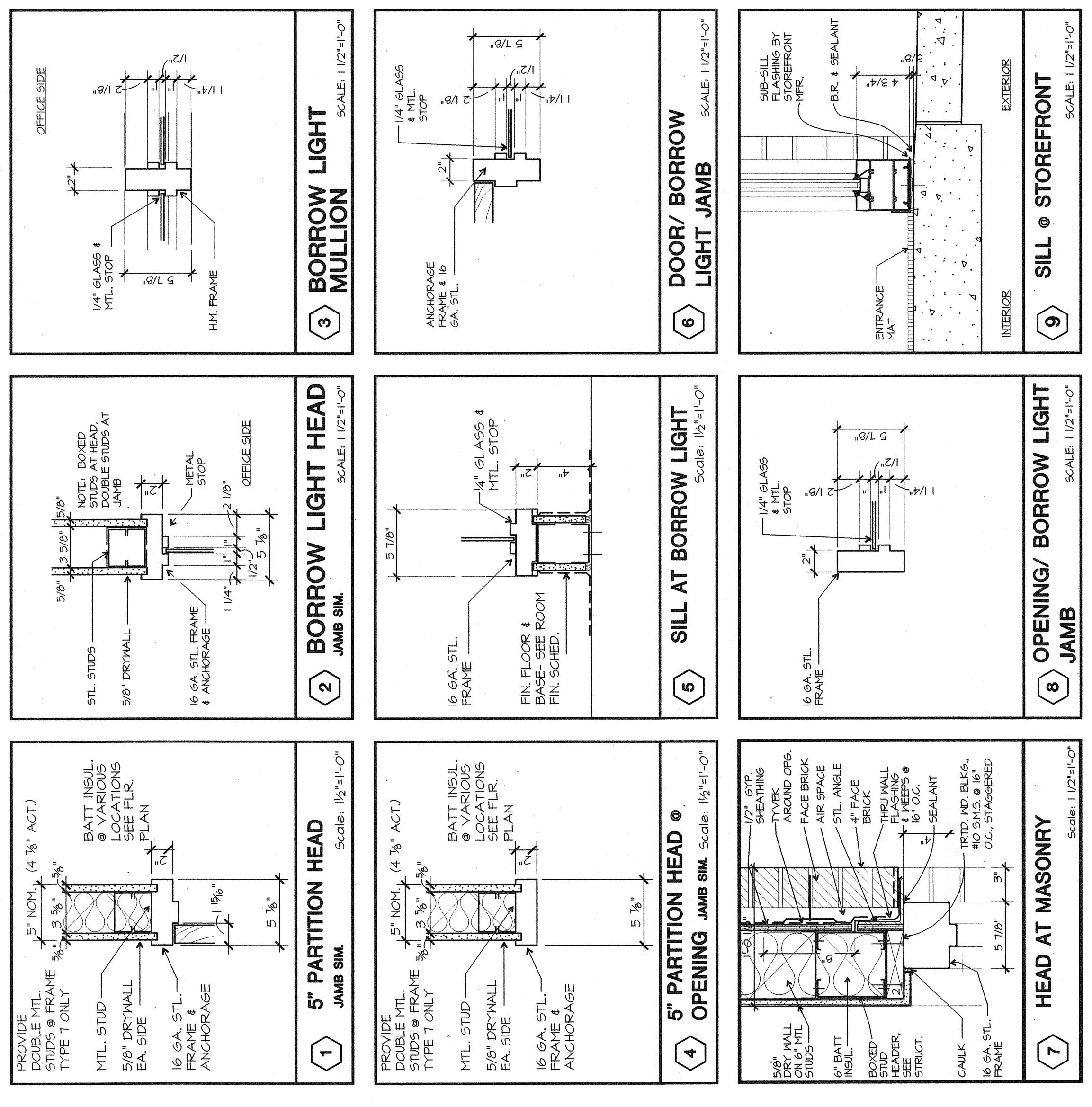
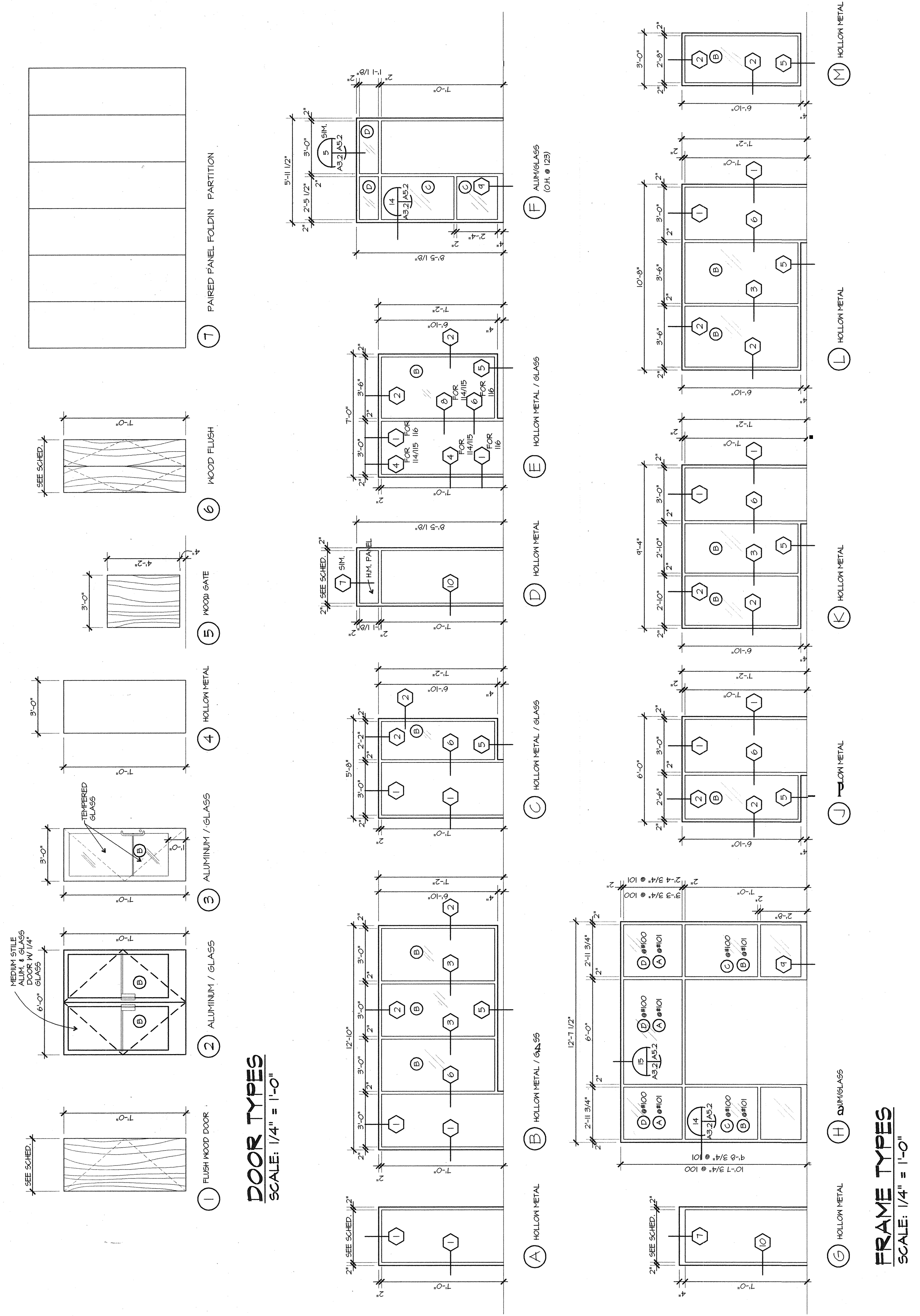


DOOR NO.	SIZE	DOOR		FRAME		H.W.E. GROUP	REMARKS
		TYPE	MATL.	FIN.	TYPE		
FIRST FLOOR							
100	PRE 3'-0" X 7'-0"	2	ALU/SL	H	ALU/SL	1	ALUM. STOREFRONT FRAMING
101	PRE 3'-0" X 7'-0"	2	ALU/SL	H	ALU/SL	2	ALUM. STOREFRONT FRAMING
102	3'-0" X 7'-0"	1	HD	A	HH	3	
103	3'-0" X 7'-0"	1	HD	A	HH	4	
103A	3'-0" X 7'-0"	1	HD	A	HH	5	
104	3'-0" X 7'-0"	1	HD	A	HH	6	B LABEL, I.H.R.
105	3'-0" X 7'-0"	1	HD	A	HH	7	ALUM. STOREFRONT FRAMING
106	3'-0" X 4'-0"	5	HD	A	HH	8	TELLER GATE
108	3'-0" X 7'-0"	4	HH	A	HH	9	THRESHOLD
109	3'-0" X 7'-0"	6	HH	A	HH	10	THRESHOLD
110	PRE 1'-6" X 7'-0"	1	HD	A	HH	11	
112	3'-0" X 7'-0"	1	HD	A	HH	12	
113	3'-0" X 7'-0"	1	HD	A	HH	13	
114	3'-0" X 7'-0"	1	HD	A	HH	14	FILL HEIGHT BORROW LIGHT
115	7'-0" X 7'-0"	1	HD	A	HH	15	FILL HEIGHT BORROW LIGHT
116	3'-0" X 7'-0"	1	HD	A	HH	16	20 MIN.
117	3'-0" X 7'-0"	1	HD	A	HH	17	20 MIN.
118	3'-0" X 7'-0"	1	HD	A	HH	18	20 MIN.
119	3'-0" X 7'-0"	1	HD	A	HH	19	20 MIN.
120	3'-0" X 7'-0"	1	HD	A	HH	20	B LABEL, I.H.R.
121	3'-0" X 7'-0"	1	HD	A	HH	21	B LABEL, I.H.R.
122	3'-0" X 7'-0"	4	HD	A	HH	22	THRESHOLD
123	3'-0" X 7'-0"	3	ALU/SL	F	ALU/SL	23	ALUM. STOREFRONT FRAMING
124	3'-0" X 7'-0"	1	HD	A	HH	24	20 MIN.
125	3'-0" X 7'-0"	1	HD	A	HH	25	20 MIN.
126	3'-0" X 7'-0"	1	HD	A	HH	26	20 MIN.
127	3'-0" X 7'-0"	1	HD	A	HH	27	20 MIN.
128	3'-0" X 7'-0"	1	HD	A	HH	28	20 MIN.
129	3'-0" X 7'-0"	1	HD	A	HH	29	20 MIN.
130	3'-0" X 7'-0"	1	HD	A	HH	30	20 MIN.
131	3'-0" X 7'-0"	1	HD	A	HH	31	20 MIN.
132	3'-0" X 7'-0"	1	HD	A	HH	32	20 MIN.
SECOND FLOOR							
201	3'-0" X 7'-0"	1	HD	A	HH	33	B LABEL, I.H.R.
202	3'-0" X 7'-0"	1	HD	A	HH	34	20 MIN.
203	3'-0" X 7'-0"	1	HD	A	HH	35	C LABEL 3/4 HR.
204	3'-0" X 7'-0"	1	HD	A	HH	36	C LABEL 3/4 HR.
205	3'-0" X 7'-0"	1	HD	A	HH	37	20 MIN.
206	3'-0" X 7'-0"	1	HD	A	HH	38	20 MIN.
207	3'-0" X 7'-0"	1	HD	A	HH	39	20 MIN.
208	3'-0" X 7'-0"	1	HD	A	HH	40	20 MIN.
209	3'-0" X 7'-0"	1	HD	A	HH	41	20 MIN.
210	3'-0" X 7'-0"	1	HD	A	HH	42	20 MIN.
211	3'-0" X 7'-0"	1	HD	A	HH	43	20 MIN.
212	3'-0" X 7'-0"	1	HD	A	HH	44	20 MIN.
213	3'-0" X 7'-0"	1	HD	A	HH	45	20 MIN.
214	3'-0" X 7'-0"	1	HD	A	HH	46	B LABEL, I.H.R.
215	3'-0" X 7'-0"	1	HD	A	HH	47	20 MIN.
216	3'-0" X 7'-0"	1	HD	A	HH	48	BORROW LIGHT
217	3'-0" X 7'-0"	1	HD	A	HH	49	20 MIN.
218	3'-0" X 7'-0"	1	HD	A	HH	50	20 MIN.
219	3'-0" X 7'-0"	1	HD	A	HH	51	20 MIN.
220	PRE 1'-6" X 7'-0"	1	HD	A	HH	52	20 MIN.
221	16'-0" X 9'-0"	1	HD	A	HH	53	PAIRED PANEL FOLDING PARTITION
222	3'-0" X 7'-0"	1	HD	A	HH	54	20 MIN.

NOTE: ALL DOORS ARE 1 3/4" CK UNLESS NOTED OTHERWISE

GLASS SCHEDULE	
⊙	1/4" CLEAR GLASS
⊙	1/4" CLEAR TINTED GLASS
⊙	1" CLEAR TINTED INSUL. GLASS
⊙	1" CLEAR INSUL. GLASS



A New Building for
EVERGREEN CREDIT UNION
Portland, Maine

Construction By
HBE Financial Facilities
A Division of HBE Corporation, 1550 Olive Boulevard, St. Louis, Missouri 63141 Phone (314) 567-9000

Frederick S. Scott, Architect
Ronald L. Hollander, Architect
1130 Olive Boulevard, St. Louis, Missouri 63141
(314) 567-9000

Professional Engineer Seal: **ROBERT L. HOLLANDER**, No. 005, State of Missouri, Mechanical Engineering.

Professional Architect Seal: **FREDERICK S. SCOTT**, No. 005, State of Missouri, Registered Professional Architect.

Sheet No. **A3.2** of **2-4-04**