



Current Job Description

4" x 8" Soffit Joist




2" x 8" x 10' →



5x4 Post

10' on center




2" x 6" x 14' Soffit

10' on center

10' on center

2" x 6" x 14'




10' on center

10' on center




10' on center



10' on center

4" x 6" x 10'

2" x 6" x 10'



House

Garage