

City of Portland, Maine - Building or Use Permit Application
 689 Congress Street, 04101 Tel: (207) 874-8703, Fax: (207) 874-8716

Permit No: 14-0004	PERMIT ISSUED Issue Date: 2/24/04	City: 058 001500
Location of Demolition: 271 Riverside St	Owner Name: Evergreen Credit Union	Owner Address: 19 Cumberland St
Business Name:	Contractor Name: Southern Maine Site Works, Inc	Contractor Address: P.O. Box 10249 Portland
License Holder's Name:	Phone:	Permit Type: Demolition
Fee Code: Demolition	Proposed Use: demolish building; new credit union planned	Permit Fee: \$129.00
Project Description: demolish building		Post of Work: \$10,000.00
		CPD Number: 0
		INSPECTION: Approved Inspector: [Signature]
		Signature: [Signature] Date: [Date]
		PEDESTRIAN ACTIVITIES DISTRICT (P.A.D.): Action: <input type="checkbox"/> Approval <input type="checkbox"/> Approval with conditions <input type="checkbox"/> Denial
		Signature: [Signature] Date: [Date]

- | | |
|-------------------------|---------------------------------|
| Permit Taken By:
kwd | Date Applied For:
05/12/2004 |
|-------------------------|---------------------------------|
- This permit application does not preclude the Applicant from meeting applicable State and Federal rules.
 - Building permits do not include plumbing, septic or electrical work.
 - Building permits are void if work is not started within six (6) months of the date of issuance. False information may invalidate a building permit and stop all work.

Zoning Approval		
Special Zone or District: <input type="checkbox"/> Standard <input checked="" type="checkbox"/> <i>For Demolition</i> <input checked="" type="checkbox"/> <i>with new building</i> <input checked="" type="checkbox"/> <i>new building</i> <input type="checkbox"/> Subdivision	Zoning Applied: Variable Residential Industrial Commercial Approved Denial	Hydric Preservation: <input checked="" type="checkbox"/> Not in District or setback <input type="checkbox"/> Does Not Meet Criteria <input type="checkbox"/> Request Review Approved <input type="checkbox"/> Approval with Conditions <input type="checkbox"/> Denial
May 12, 2004 [Signature]	Date	Date [Signature]

CERTIFICATION

I hereby certify that I am the owner of record of the named property, or that the proposed work is authorized by the owner of record and that I have been authorized by the owner to make this application as his authorized agent and I agree to adhere to all applicable laws of this jurisdiction. In addition, if a permit for work described in the application is issued, I certify that the same officials authorized represent to the State the authority to enforce all areas covered by such permit during reasonable hours to enforce the provision of the code(s) applicable to such permit.

SIGNATURE OF APPLICANT	ADDRESS	CITY	STATE
OFFICIAL PERSON IN CHARGE OF WORK		CITY	STATE

BUILDING PERMIT INSPECTION PROCEDURES

Please call 874-8703 or 874-8693 to schedule your inspections as agreed upon

Permits expire in 6 months, if the project is not started or ceases for 6 months.

The Owner or their designee is required to notify the inspections office for the following inspections and provide adequate notice. Notice must be called in 48-72 hours in advance in order to schedule an inspection:

By initializing at each inspection time, you are agreeing that you understand the inspection procedure and additional fees from a "Stop Work Order" and "Stop Work Order Release" will be incurred if the procedure is not followed as stated below.

Done on Site 9/12/19
Pre-construction Meeting: Must be scheduled with your inspection team upon receipt of this permit. Jay Reynolds, Development Review Coordinator at 874-8693 must also be contacted at this time, before any site work begins on any project other than single family additions or alterations. *Don't know permit #*

- ~~Roofing/Building Location Inspection: Prior to pouring concrete~~
- ~~Re-Bar Schedule Inspection: Prior to pouring concrete~~
- ~~Foundation Inspection: Prior to placing ANY backfill~~
- ~~Framing/Rough Plumbing/Electrical: Prior to any insulating or drywalling~~
- ~~Final/Certificate of Occupancy: Prior to any occupancy of the structure or use. **NOPIs**: There is a \$75.00 fee per inspection at this point.~~

Certificate of Occupancy is not required for certain projects. Your inspector can advise you if your project requires a Certificate of Occupancy. All projects DO require a final inspection.

 If any of the inspections do not occur, the project cannot go on to the next phase, **REGARDLESS OF THE NOTICE OR CIRCUMSTANCES.**

CERTIFICATE OF OCCUPANCIES MUST BE ISSUED AND PAID FOR, BEFORE THE SPACE MAY BE OCCUPIED

[Signature]
Signature of Applicant/Designee

Date

[Signature]
Signature of Inspections Official

Date

CDL: *2662019*

Building Permit #: *0110601*

DISPLAY THIS CARD ON PRINCIPAL FRONTAGE OF WORK

CITY OF PORTLAND

BUILDING DEPARTMENT

Please Read Application And Notes. If Any Attached

Permit Number

PERMIT ISSUED
WF 18704
CITY OF PORTLAND

This is to certify that Hyundai Credit Union (Serving Main Street Offices, Inc)
has permission to erect buildings
AT 225 Riverside St ...

158 D015001

provided that the person or persons, firm or corporation accepting this permit shall comply with all of the provisions of the Statutes of the State and of the Ordinances of the City of Portland regulating the construction, maintenance and use of buildings and structures, and of the application on file in this department.

Apply to Public Works for street line and grade if nature of work requires such information.

Inspection of inspection must be made and when permit is issued before this building is occupied. A certificate of occupancy must be secured by owner before this building or part thereof is occupied.

A certificate of occupancy must be secured by owner before this building or part thereof is occupied.

OTHER REQUIRED APPROVALS

Fire Dept. [Signature]
Health Dept. _____
Appeal Board _____
Other _____

[Signature]
[Illegible text]

PENALTY FOR REMOVING THIS CARD

City of Portland, Maine - Building or Use Permit
 389 Congress Street, Portland, ME 04101. Tel: (207) 874-8703. Fax: (207) 874-8716

Permit No: 04-0604	Date applied For: 05/14/2004	CR#: 268 TR 0301
-----------------------	---------------------------------	---------------------


Location of Construction: 225 Riverside St	Owner Name: Evergreen Credit Union	Owner Address: 35 Cumberland St	Phone:
Business Name:	Contractor Name: Southern Maine S. L. Woods, Inc.	Contractor Address: P.O. Box 10249 Portland	Phone: (207) 828-2077
License/Type's Name:	Phone:	Permit Type: Demolitions	

Proposed Use: demolish buildings: new steel frame planned	Proposed Project Description: demolish buildings
--	---

Dept: Zoning Notes:	Status: Approved	Reviewer: Marge Schmuckel	Approval Date: 05/18/2004 Ok to Issue: <input checked="" type="checkbox"/>
Dept: Building Notes:	Status: Approved with Conditions	Reviewer: Mike Nugent	Approval Date: 05/18/2004 Ok to Issue: <input checked="" type="checkbox"/>
Dept: Fire Notes:	Status: Approved	Reviewer: LL MacLavage	Approval Date: 05/17/2004 Ok to Issue: <input checked="" type="checkbox"/>

All Purpose Building Permit Application for Demolition

If you or the property owner owes real estate or personal property taxes or user charges on any property within the City, payment arrangements must be made before permits of any kind are accepted.

Location/Address of Construction: <u>225 Riverside St</u>		
Total Square Footage of Proposed Structure <u>67' x 105' = 7,035 SF</u>	Square Footage of Lot <u>64,972 SF</u>	
Tax Assessor's Chart, Block & Lot Chart# 213 Block# 5 Lot# 15-4	Owner: <u>Evergreen Credit Union</u> <u>Ticket Sale, Resident</u>	Sections <u>854-5872</u>
Owner/Builder's Name (if Applicable) <u>Evergreen FCU</u>	Applicant name, address & phone <u>Evergreen Credit Union</u> <u>220 Riverside St</u> <u>Portland, ME 04103</u>	City of Work \$ <u>12,000</u> Fee: \$ <u>100.00</u>
Current Use: <u>VACANT</u>		
If the location is currently vacant, what was prior use: <u>Commercial Office</u>		
Approximately how long has it been vacant: <u>6 months</u>		
Project description: <u>New Commercial Bldg, Credit Union</u>		
DEMOLITION CALL LIST MUST BE SUBMITTED WITH THIS APPLICATION		
Contractor's name, address & telephone: <u>RODNEY BOYINGTON Southern Maine Structures</u> <u>220 Riverside St, Portland, ME</u> Who should we contact when the permit is ready: <u>Rob Boyington</u> Mailing address: <u>P.O. Box 10249</u> <u>Portland, ME 04104</u>		
		Phone: <u>828-2071</u>

IF THE REQUIRED INFORMATION IS NOT INCLUDED IN THE SUBMISSIONS THE PERMIT WILL BE AUTOMATICALLY DENIED AT THE DISCRETION OF THE BUILDING/PLANNING DEPARTMENT, WE MAY REQUIRE ADDITIONAL INFORMATION IN ORDER TO APPROVE THIS PERMIT.

I hereby certify that I am the Owner or record of the named property, or that the owner of record authorizes the proposed work or that I have been authorized by the owner to make the application as neither authorized agent nor agent in contract to all applicable laws of the jurisdiction. In addition, if a permit for work described in this application is issued, I certify that the Code Official's authorized representative and I have the authority to enter or direct covered by this permit any responsible party to enforce the provisions of the codes applicable to this permit.

Signature of applicant: <u>Rodney Boyington</u>	Date: <u>5/12/04</u>
---	----------------------

This is not a permit, you may not commence ANY work until the permit is issued. This is for residential demolition. Commercial demolition will require other types of permitting along with this permit, please inquire with support staff

7/10/1914
Dear Sir
I am, except for
the
I have been thinking of & doing
the following - (1)



CITY OF PORTLAND

The Demolition Call List must be submitted with a Building Permit Application

Property location: 225 Roseville St

Chart/Block/Lot 218/B/15
215/B/2

The call list below must be submitted with the building permit application. Please note any "commercial use" demolition will need additional approvals.

When making the submission please include a plot plan showing the location of the structure that is being removed along with a photograph. You may not remove or disconnect any type of lines (private or public) until you have received an approved building permit. If the building does not have one of the below utilities please put "does not apply". All Departments in bold must be notified under all circumstances.

City Approvals


<u>Department</u>	<u>Number</u>	<u>Contact</u>	<u>Date/Who you spoke with</u>
Public Works Sewer	874-8833	Todd Merkel	<u>5/12/09 Bold</u>
Public Works Traffic	874-8457	Guy Dobson	<u>Diana Campbell</u>
(if structure is being moved to another location)			
Public Works Sealed Drain Permit	874-8822	Carol Merrill	<u>Carol Merrill 5/12/09</u>
Historical Preservation	874-8726	Deh Andrews	<u>5/12/09 All questions</u>
Fire Dispatch	874-8576	Dispatcher on Duty	<u>5/12/09</u>

Utility Approvals

Dig Safe	1-888-344-7233	Customer Service	<u>Kira 5/12/09</u>
(must receive 72 hours notice before digging can begin)			
Asbestos	1-207-287-2651	UJ Arts	<u>Merissa & Leo 5/12/09</u>

I have contacted all the necessary companies and departments as indicated above

Signature *Anthony D. [Signature]* Date 5/12/09





Abatement Professionals

232 Riverside Ind Pkwy
Portland, Maine 04103
207-878-5922

Project Information

Contractor Don Seeley

Date: 5-4-04

Start Time: 0700

Project Name: 225 RIVERSIDE ST PORTLAND

Client: EVERGREEN CREDIT UNION

Contact: TUCKER COLE

Phone: 854-5822 X 327

Industrial Hygiene Firm: BML

Contact:

Phone:

Time & Date:

General Contractor:

Directions: RIVER SIDE ST NEXT TO HOYCE DEPOT

On Site Phone:

Start & End Date:

Special Equipment needed: 4 BAYS OF STAGING, 2 SETS OF WHEELS, 26'
EXTENSION LADDER, 50' CABLE TO TIE OFF, 1/2" BOLTS AND CLAMPS

MISC. Information: 20' SISSON LIFT

Asbestos Project Notification

Revised January, 2003

State of Maine
 Department of Environmental Protection
 Lead & Asbestos Hazard Prevention Program
 17 State House Station, Augusta, ME 04333
 TEL: (207) 287-2631 FAX: (207) 287-7326

**FORM
 N**

Page 1 of 3

<p>1. Project Code APC-04-171</p>	<p>2. Type of Notification XXX See ME C (01) <input type="checkbox"/> Facility O&M (Annual) <input type="checkbox"/> Emergency (E) <input type="checkbox"/> Courtesy (Not Reg. Based)</p>	<p>3. Type of Activity XXX Disposition (D) Removal (R) Repair</p>	<p>4. Variances (Check all that apply) Non Standard (NS) Standard (S) Notification Waiver (0 day)</p>
<p>5. Asbestos Contractor Name: Abatement Professionals Corp Address: 152 Riverside Ind Pkwy City: Portland, Maine 04103 Contact: DON SEELY TEL: 207-878-5922 FAX: 207-878-5459</p>		<p>6. Facility Owner Name: EVERGREEN CREDIT UNION Mailing Address: 29 COTWICK ROAD ST ONE WESTBROOK, MAINE Contact: TUCKER COOPER TEL: 603-582-1822 EXT 127</p>	
<p>7. Facility Location (Where removal is to take place) SLDG Name: OLD DIRTWALL DRINKING BUILDING Other and/or Room: VARIOUS AREAS Physical Address: 225 RIVERSIDE ST PORTLAND</p>		<p>8. Facility Description Present Use: VACANT Prior Use: DIRTWALL BUSINESS BUILDING BLDG Size: (Sq) No. Floors: BLDG Age: (Yr)</p>	
<p>9. Notification Fee (Required fees must accompany notification) \$100.00 - ACM amount < 100 SqFt \$200.00 - 100 to 1000 SqFt \$500.00 - 1000 to 5000 SqFt XXX \$200.00 - ACM amount greater than 1000 SqFt (Not Required or Not Included - Complete Block #5A)</p>	<p>9A. Notification Fee Not Included <input type="checkbox"/> Single family home even paint <input type="checkbox"/> ACM amount less than 100 SqFt <input type="checkbox"/> Fees paid quarterly (Non scheduled O&M only) <input type="checkbox"/> RCRA exemption</p>	<p>10. Project Work Hours 7:00 AM to 1:30 PM (Show actual hours) Weekdays (Check all that apply) M T W T F Weekend (Check all that apply) Sat Sun</p>	

11. Scheduled Dates for Asbestos Project
 Start (set-up) Date: 5-4-04 Completion Date: 5-12-04
 Removal Area (Vol): (10)

12. Asbestos (ACM) Removal				ME DEP USE ONLY	
ACM Type	Amount	Measurement	Quantity (XXX) Total delivered	Cost Received	State
ASPHALT ROOFING	4110	SqFt XXX LbFt			
LINOLEUM	50	Sq-XXX LbFt			
		SqF LbFt			
		Sq F LbFt			
		Sq Ft LbFt			
		SqFt LbFt			

Project Code APC-04-171	13. Demolition (complete as applicable) General Landfill (as required by State or local government) (attach copy of order and name of professional engineer who determined following structurally sound) All other demolitions Demolition Dates: _____ to _____
---------------------------------------	--

14. Procedure Used to Detect Presence of Asbestos Testing _____ Assumed Presence XXX Tested Positive Method XXX PLM _____ TEM Sampled By _____ (Print Name) Company SUMMIT ENVIRONMENTAL	15. Project Clearance Visual estimation by: (Air Monitor (Fisher) and Company) _____ Air Clearance by: (Air Monitor (Fisher) and Company) _____
---	---

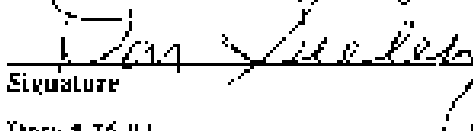
16. Asbestos Abatement Methods (check all that apply & include variance request if required)

<input type="checkbox"/> Regulated area with 2-layer work area containment	<input type="checkbox"/> Floor by mechanical equipment (1-layer containment)
<input type="checkbox"/> Regulated area with Exclusion zone	<input type="checkbox"/> Flooring by ice scrapers/polymers (1-layer containment)
<input type="checkbox"/> Covered by on-leak 20' containment (if 1-layer containment)	<input type="checkbox"/> Parimeter suspended ceiling for under negative pressure
<input type="checkbox"/> Cover bag standard variance for no containment	<input type="checkbox"/> Wrap & seal (TSC in good condition)
<input type="checkbox"/> Wrap & seal (TSC in good condition) (1-layer containment)	<input type="checkbox"/> Roofing removal by mechanical saws/cutters
<input type="checkbox"/> Excavator containment products	<input type="checkbox"/> Aerial lift
<input type="checkbox"/> Interlocking deck by large equipment	<input type="checkbox"/> Excavation
<input type="checkbox"/> Adhesive by grinding or blast blasting	<input type="checkbox"/> Other (specify) DEMOLITION BUILDING

17. Waste Transporter (Must be ME DEP licensed Non-Hazardous Waste Transporter) Name: Waste Management/Logans Address: PO Box 144 City: Portland, ME 04101 Contact: Rick London TEL: 1-800-272-3867 FAX: Unknown	18. Disposal Site Name: Valley Landfill Address: PO Box 581 A City: Irwin, PA 15642 Contact: Unknown TEL: 1-814-744-3446 FAX: Unknown
---	--

19. Certification (Notification Submitted by)

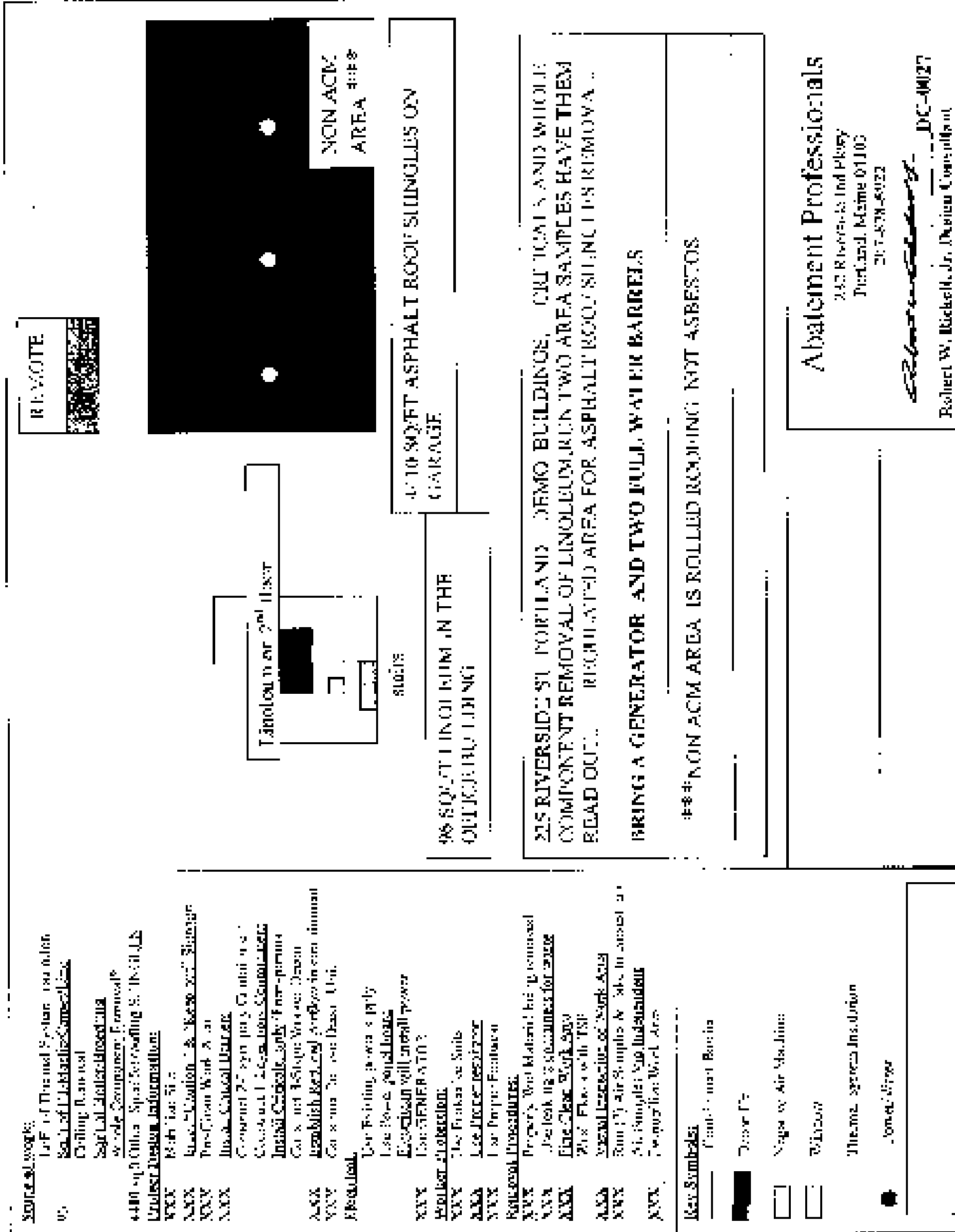
I certify that to the best of my knowledge, the information contained in this notification is true and accurate, and that the asbestos abatement contractor will be/has been entrusted to implement work practices as required by Maine DEP Chapter 423, the Asbestos Management Regulations.


 Signature _____

TIM SWETLEY
Print Name

Date: 4/26/04

Writing Address: 232 Riverside Ind Pkwy
 City: Portland, Maine 04103
 TEL: 207-878-5922 FAX: 207-878-5458



- Source work:**
- 1-1-1 of Thermal System 100/6/16
 - Source of Materials Some
 - Ceiling Manual
 - Soil Lab. Materials
 - Grade Components Formals
 - 4400 sq. ft. Spacing 8' 0" x 8' 0"
 - Professional Information:
 - XXX Material:
 - XXX Insulation & Vapor Barrier
 - XXX Precast Concrete
 - XXX Insulation
 - Concrete 2" - 4" in place
 - Concrete 4" - 6" in place
 - Insulation
 - Concrete 2" - 4" in place
 - Concrete 4" - 6" in place
 - Concrete 8" - 10" in place
 - Concrete 12" - 14" in place
 - Concrete 16" - 18" in place
 - Concrete 20" - 22" in place
 - Concrete 24" - 26" in place
 - Concrete 28" - 30" in place
 - Concrete 32" - 34" in place
 - Concrete 36" - 38" in place
 - Concrete 40" - 42" in place
 - Concrete 44" - 46" in place
 - Concrete 48" - 50" in place
 - Concrete 52" - 54" in place
 - Concrete 56" - 58" in place
 - Concrete 60" - 62" in place
 - Concrete 64" - 66" in place
 - Concrete 68" - 70" in place
 - Concrete 72" - 74" in place
 - Concrete 76" - 78" in place
 - Concrete 80" - 82" in place
 - Concrete 84" - 86" in place
 - Concrete 88" - 90" in place
 - Concrete 92" - 94" in place
 - Concrete 96" - 98" in place
 - Concrete 100" - 102" in place
 - Concrete 104" - 106" in place
 - Concrete 108" - 110" in place
 - Concrete 112" - 114" in place
 - Concrete 116" - 118" in place
 - Concrete 120" - 122" in place
 - Concrete 124" - 126" in place
 - Concrete 128" - 130" in place
 - Concrete 132" - 134" in place
 - Concrete 136" - 138" in place
 - Concrete 140" - 142" in place
 - Concrete 144" - 146" in place
 - Concrete 148" - 150" in place
 - Concrete 152" - 154" in place
 - Concrete 156" - 158" in place
 - Concrete 160" - 162" in place
 - Concrete 164" - 166" in place
 - Concrete 168" - 170" in place
 - Concrete 172" - 174" in place
 - Concrete 176" - 178" in place
 - Concrete 180" - 182" in place
 - Concrete 184" - 186" in place
 - Concrete 188" - 190" in place
 - Concrete 192" - 194" in place
 - Concrete 196" - 198" in place
 - Concrete 200" - 202" in place

- Key Symbols:**
- Concrete
 - Masonry
 - Steel
 - Wood
 - Glass
 - Other
- Legend:**
- XXX Material
 - XXX Insulation
 - XXX Precast Concrete
 - XXX Insulation
 - Concrete 2" - 4" in place
 - Concrete 4" - 6" in place
 - Concrete 8" - 10" in place
 - Concrete 12" - 14" in place
 - Concrete 16" - 18" in place
 - Concrete 20" - 22" in place
 - Concrete 24" - 26" in place
 - Concrete 28" - 30" in place
 - Concrete 32" - 34" in place
 - Concrete 36" - 38" in place
 - Concrete 40" - 42" in place
 - Concrete 44" - 46" in place
 - Concrete 48" - 50" in place
 - Concrete 52" - 54" in place
 - Concrete 56" - 58" in place
 - Concrete 60" - 62" in place
 - Concrete 64" - 66" in place
 - Concrete 68" - 70" in place
 - Concrete 72" - 74" in place
 - Concrete 76" - 78" in place
 - Concrete 80" - 82" in place
 - Concrete 84" - 86" in place
 - Concrete 88" - 90" in place
 - Concrete 92" - 94" in place
 - Concrete 96" - 98" in place
 - Concrete 100" - 102" in place
 - Concrete 104" - 106" in place
 - Concrete 108" - 110" in place
 - Concrete 112" - 114" in place
 - Concrete 116" - 118" in place
 - Concrete 120" - 122" in place
 - Concrete 124" - 126" in place
 - Concrete 128" - 130" in place
 - Concrete 132" - 134" in place
 - Concrete 136" - 138" in place
 - Concrete 140" - 142" in place
 - Concrete 144" - 146" in place
 - Concrete 148" - 150" in place
 - Concrete 152" - 154" in place
 - Concrete 156" - 158" in place
 - Concrete 160" - 162" in place
 - Concrete 164" - 166" in place
 - Concrete 168" - 170" in place
 - Concrete 172" - 174" in place
 - Concrete 176" - 178" in place
 - Concrete 180" - 182" in place
 - Concrete 184" - 186" in place
 - Concrete 188" - 190" in place
 - Concrete 192" - 194" in place
 - Concrete 196" - 198" in place
 - Concrete 200" - 202" in place