

Project Title  
**LEXUS**

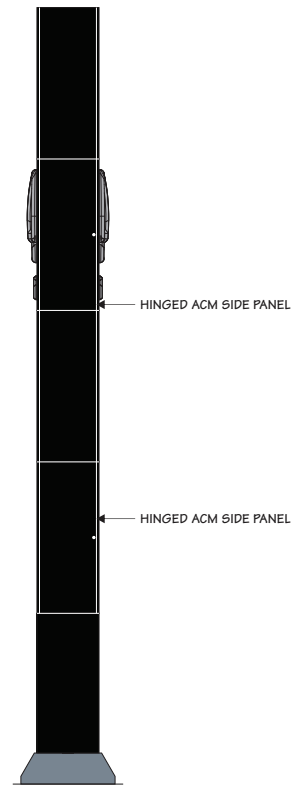
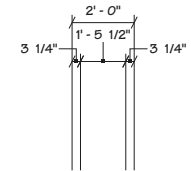
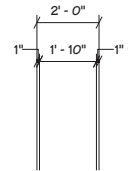
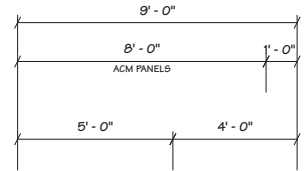
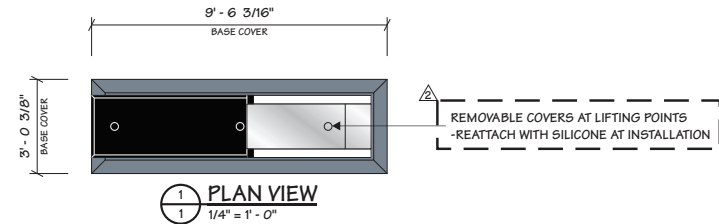
Date **10.22.13**  
 AGI Eor **M. SMITH**  
 Lead Drafter **NJC**  
 Drawn By **NJC**  
 Project Mgr. **B. ADAMS**

General Sign Specifications  
 Interior  Exterior  
 Single Faced  Double Faced  
 Non-Illuminated  
 Illuminated  
 120 Volts \_\_\_\_\_ Amps(+/-)  
 Location \_\_\_\_\_  
 Windload \_\_\_\_\_


Drawing Revisions	Change	Date
	BALLAST PLACEMENT	03.28.14
	ADDED CAM LOCK, LENS OVERLAP, & LIFT AND DROP PANELS	05.13.14
	BASE PLATE GUSSET SPACING	07.31.15

This document is the sole property of Architectural Graphics, Inc., and all design, manufacturing, reproduction, use and sale rights regarding the same are expressly forbidden. It is submitted under a confidential relationship, for a special purpose, and the recipient, by accepting this document assumes custody and agrees that this document will not be copied or reproduced in whole or in part, nor its contents revealed in any manner or to any person except for the purpose for which it was tendered, nor any special features peculiar to this design be incorporated in other projects.

Code **13365** Type **C**  
 Sign Type **P-27-25** PG #: **01**



2 SIDE VIEW (LEFT)  
 1 1/4" = 1' - 0"



3 FRONT ELEVATION  
 1 1/4" = 1' - 0"

4 SIDE VIEW (RIGHT)  
 1 1/4" = 1' - 0"