

SIMPSON ASSOCIATES
 ARCHITECT
 3280 Edgewood Park Dr.
 Commerce, Michigan 48382
 248-360-7821

David R. Gebhardt Architect
 Professional Corporation
 203 W. Michigan Ave. Saline, MI 48176 (734)429-613

DUNHAM
 Dunham Associates, Inc.
 50 South Sixth Street / Suite 1100
 Minneapolis, Minnesota 55402-1540
 PHONE 612.465.7550 FAX 612.465.7551
 WEB dunhameng.com
 mechanical + electrical consulting engineering

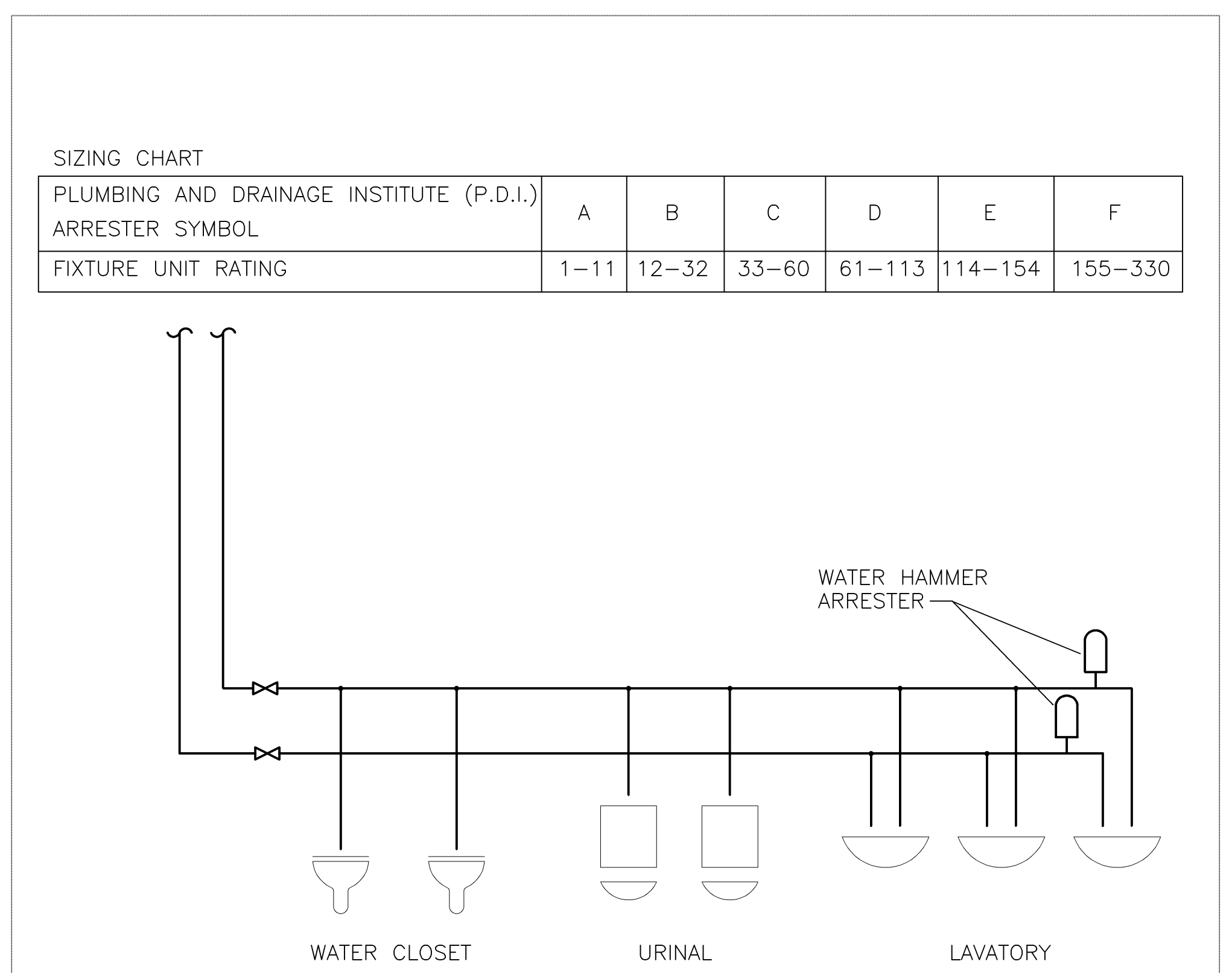
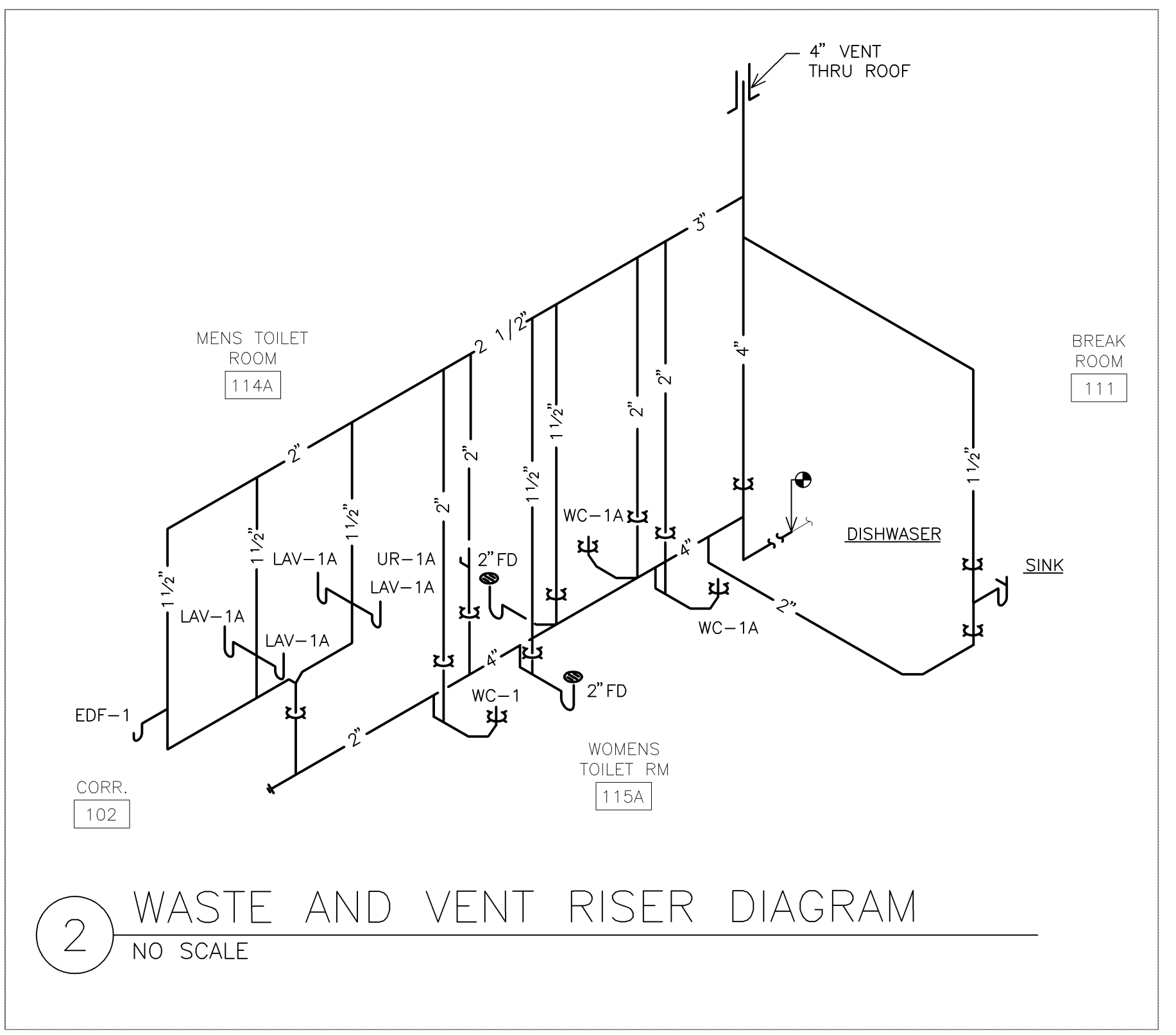
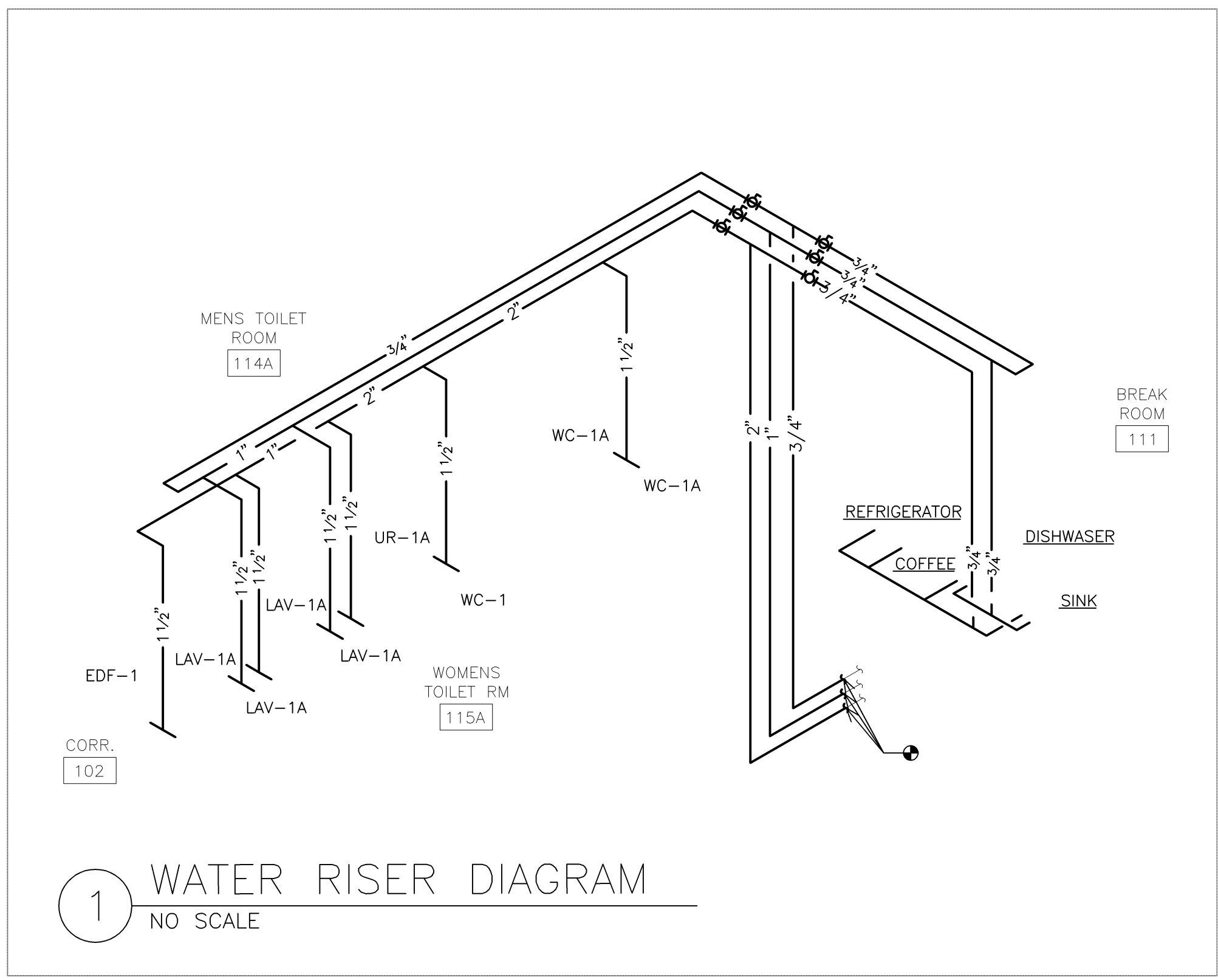
B
 Construction Manager
Frank Baxter General Contractor, Inc.
 3225 Avenue N
 Fort Madison, IA 52627
 319-372-7285

PROJECT :



EXECUTIVE OFFICE LAYOUT
 191 RIVERSIDE
 PORTLAND, MAINE

D A T E:	ISSUED FOR:
11.12.07	90% REVIEW
11.16.07	PERMIT



NOTE:
 INSTALL WATER HAMMER ARRESTERS IN THE FOLLOWING LOCATIONS: PLUMBING FIXTURE GROUPS CONTAINING FLUSH VALVES, EQUIPMENT WITH AUTOMATIC FILL VALVES (DISHWASHERS, CLOTHES WASHERS, HUMIDIFIERS, ETC.).

PLUMBING FIXTURE SCHEDULE															
FIXTURE NO	FIXTURE DESCRIPTION	MOUNTING	ADA	FIXTURE	TRIM	STOP	TRAP	CARRIER	WASTE (N)	TRAP (N)	VENT (N)	CW (N)	HW (N)	CW FLUSH VALVE (N)	REMARKS
WC-1	WATER CLOSET	FLOOR SET	NO	KOHLER "KINGSTON" K-4330 WHITE, VITREOUS CHINA, ELONGATED, TOP SPUD, 1.6 GPF.	SLOAN "G2 OPTIMA PLUS" 8111-MC, EXPOSED, BATTERY POWERED, SENSOR OPERATED FLUSHMETER, METAL CAP, DUAL FILTER BYPASS, FOUR AA BATTERIES.	INTEGRAL ANGLE STOP ON FLUSH VALVE	INTEGRAL	FLOOR SET	4"	NA	2"	NA	NA	1"	PROVIDE OPEN FRONT WHITE SEAT LESS COVER, HEAVY DUTY SOLID PLASTIC, SELF SUSTAINING CHECK HINGE, SIMILAR TO BEIMS 1995SC. SEE ARCH. DRAWINGS FOR MOUNTING HEIGHT.
WC-1A	WATER CLOSET	FLOOR SET	YES	KOHLER "KINGSTON" K-4302 WHITE, VITREOUS CHINA, ELONGATED, TOP SPUD, 1.6 GPF.	SLOAN "G2 OPTIMA PLUS" 8111-MC, EXPOSED, BATTERY POWERED, SENSOR OPERATED FLUSHMETER, METAL CAP, DUAL FILTER BYPASS, FOUR AA BATTERIES.	INTEGRAL ANGLE STOP ON FLUSH VALVE	INTEGRAL	FLOOR SET	4"	NA	2"	NA	NA	1"	PROVIDE OPEN FRONT WHITE SEAT LESS COVER, HEAVY DUTY SOLID PLASTIC, SELF SUSTAINING CHECK HINGE, SIMILAR TO BEIMS 1995SC. MOUNT AT ADA HEIGHT, SEE ARCH. DRAWINGS FOR MOUNTING HEIGHT. MOUNT LEVER ON APPROACH SIDE.
UR-1A	URINAL	WALL HUNG	YES	KOHLER BARDON SUPERIOR K-4960-ET-0 WALL HUNG, SPHONCE ET ACTION, W/ 3/4" TOP SPUD, REMOVABLE STAINLESS STEEL BEEHIVE STRAINER.	SLOAN "OPTIMA PLUS" 8186-1.0-MC, EXPOSED, BATTERY POWERED, SENSOR OPERATED FLUSHMETER, METAL CAP, DUAL FILTER BYPASS, FOUR AA BATTERIES.	INTEGRAL ANGLE STOP ON FLUSH VALVE	INTEGRAL	FLOOR SET	2"	NA	1 1/2"	NA	NA	3/4"	MOUNT AT ADA HEIGHT, SEE ARCH. DRAWINGS FOR MOUNTING HEIGHT.
LAV-1A	LAVATORY	COUNTER	YES	KOHLER "RHYTHM" K-2602-S-NA STAINLESS STEEL, UNDERCOUNTER MOUNT, 18" WIDE x 17" LONG x 4" DEEP BOWL, FRONT OVERFLOW, 1 1/2" DRAIN.	SLOAN "OPTIMA PLUS" LINO-EAF-250, SENSOR ACTIVATED ELECTRONIC, HAND WASHING FAUCET WITH POP-UP DRAIN WITH ROD AND TAIL PIECE, CHROME PLATED BRASS FINISH.	McQUIRE QUARTER TURN BRASS BALL VALVE WITH CONVERTIBLE LOOSE KEY HANDLE, WALL ESCUTCHEON, CHROME PLATED.	1 1/4" x 1 1/4" CAST BRASS, CHROME PLATED, "P" TRAP, EXT TO WALL, W/ ESCUTCHEON.	NA	1 1/2"	1 1/4"	1 1/2"	1/2"	1/2"	NA	MOUNT AT ADA HEIGHT, SEE ARCH. DRAWINGS FOR MOUNTING HEIGHT. PROVIDE PIPE INSULATION WITH CONTINUOUS PVC JACKET INSTALLED ON HOT AND COLD WATER SUPPLY RISER AND DRAIN LINE TO WALL INCLUDING P-TRAP.
S-1	KITCHEN SINK WITH GARBAGE DISPOSAL	COUNTER	YES	KOHLER SELF-RIMMING STAINLESS STEEL SINK UNDERCOUNTER MOUNT, "STACCATO" 33" WIDE x 22" LONG x 8" DEEP BOWL, FRONT OVERFLOW, W/ 1 1/2" DRAIN.	KOHLER SINK FAUCET "FORTEMEMOIRS" K-10433-VS, WITH PULLOUT SPRAY, VIBRANT STAINLESS, POP-UP DRAIN WITH ROD AND TAIL PIECE, POLISH CHROME FINISH.	McQUIRE QUARTER TURN BRASS BALL VALVE WITH CONVERTIBLE LOOSE KEY HANDLE, WALL ESCUTCHEON, CHROME PLATED.	1 1/4" x 1 1/4" CAST BRASS, CHROME PLATED, "P" TRAP, EXT TO WALL, W/ ESCUTCHEON.	NA	1 1/2"	1 1/4"	1 1/2"	1/2"	1/2"	NA	MOUNT AT ADA HEIGHT, SEE ARCH. DRAWINGS FOR MOUNTING HEIGHT. PROVIDE PIPE INSULATION WITH CONTINUOUS PVC JACKET INSTALLED ON HOT AND COLD WATER SUPPLY RISER AND DRAIN LINE TO WALL INCLUDING P-TRAP.
ED	FLOOR DRAIN	---	---	JOSAM # 30000-AJ	---	---	INTEGRAL	NA	2"	2"	1 1/2"	NA	NA	NA	NIKALOY STRAINER, SATIN FINISH, CAST IRON BODY, ROUND SHAPE, BOTTOM OUTLET.

3 SHOCK ABSORBER LOCATIONS
 NO SCALE

SHEET TITLE :
LEVEL TWO PLUMBING PLAN SCHEDULES AND FIRE PROTECTION
 SHEET NO. :

P201