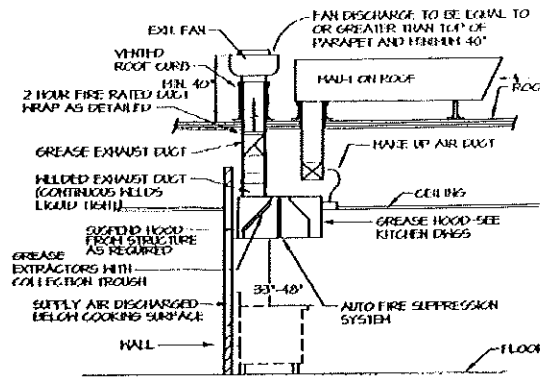
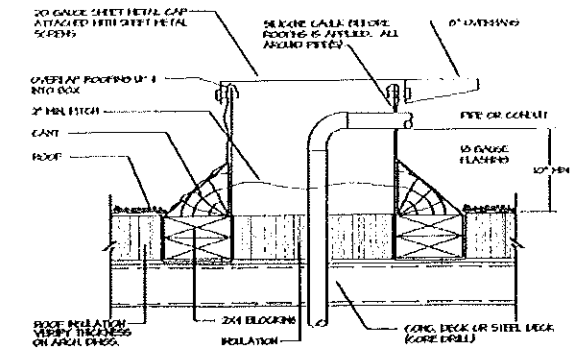


**SINGLE PIPE THRU ROOF DETAIL**  
SCALE: NONE



**GREASE HOOD DETAIL**  
SCALE: NONE

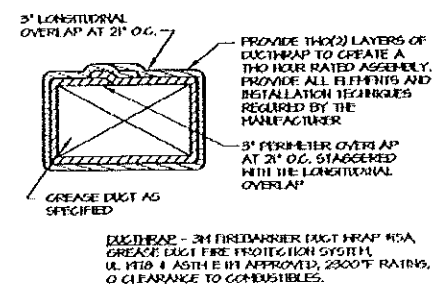


**MULTIPLE PIPES THRU ROOF DETAIL**  
SCALE: NONE

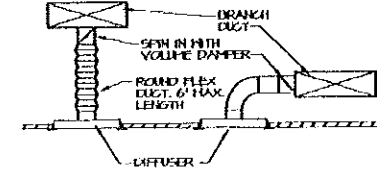
OUTDOOR AIR CALCULATIONS						
UNIT	CLASS	SQ. FT.	PEOPLE/SQ. FT.	CFM/SQ. FT.	CFM/PERSON	CFM
RTU'S # MAU-1	OFFICE	54	1/1000		20	9
	KITCHEN	165	20/1000		15	400
	TOILETS	202				300
	DRING	210	10/1000		20	2036
	LOBBY	290	30/1000		15	81
	TOTAL					806

MINIMUM OUTDOOR AIR REQUIRED = 8,956 CFM  
TOTAL OUTDOOR AIR SUPPLIED = 6,201 CFM

DIFFUSER SCHEDULE						
MARK	H/GR	MODEL	NECK SIZE	FACE SIZE	FINISH	REMARKS
SD-1	TITUS	PAS/3	12"ø	24"x24"	WHITE	-
SD-2			10"ø			-
SD-3		PAR/3	22"ø	22"ø		-
SD-4		PAS/3	6"ø	12"ø		-
SD-5				24"ø		1/4" TRIM & O.D. IN NECK
RS-1		PAR/3	22"ø			-



**GREASE DUCT ENCLOSURE DETAIL**  
SCALE: NONE



**DIFFUSER DETAIL**  
SCALE: NONE

**MECHANICAL AIR BALANCE SCHEDULE**

SUPPLY AIR UNIT	OUTSIDE AIRFLOW (CFM)	RETURN AIRFLOW (CFM)	SUPPLY AIRFLOW (CFM)	OA/SA %	EXHAUST AIR UNIT	EXHAUST AIRFLOW (CFM)	REMARKS	
RTU-1	215	985	1,200	18.0%	KEF-1	3,950		
RTU-2	540	2,460	3,000	18.0%	KEF-2	758		
RTU-3EX	720	3,280	4,000	18.0%	KEF-3	750		
RTU-4	720	3,280	4,000	18.0%				
MEA-1	4,006	0	4,006	100.0%	EF-1 EF-2	150 150		
TOTAL	6,201	10,005	16,206	38.2%	TOTAL	5,766		
RESULTING BUILDING PRESSURIZATION:							435 CFM	

EXHAUST FAN SCHEDULE									
MARK	H/GR	MODEL	CFM	EXTERNAL STATIC P. (IN. WG.)	PFM	ELECTRICAL VOLT/PHAS/FREQ	FAN TYPE	REMARKS	
EF-1	COOK	CC-164	150	0.25	1125	120V/1Ø/60	CEILING EXH	-	
EF-2								-	

NOTES: 1. PROVIDE CEILING GRILLE, FAN SPEED CONTROL, HEAR FAN ABOVE CEILING, INTEGRAL BACK DRAFT DAMPER, HEATER HEAD, AND HEAT-FUSED DUCTWORK FOR EF-1 & EF-2.  
2. FAN SHALL NOT EXCEED SCHEDULED RPM.

ROOFTOP UNIT SCHEDULE																
MARK	H/GR	MODEL NO.	NOM. TONS	EVAP. CFM	EXT. STATIC P. (IN. WG.)	COOLING			HEATING			TOTAL REFRIG. (TONS)	SEER/EER	FREQ	REMARKS	
						TOTAL BTUH	475 BTUH/TON	AMV	BTUH	BTUH	BTUH					
RTU-1	LENOX	KGAD3654	3	1,200	0.8	26,200	21,200	105	200/1	105,000	65,000	200/300	2 1/2"	240	15.0	R-410a
RTU-2		KGAD1254	15	5,000	1	84,000	62,200			180,000	144,000		3 1/2"	600	17.0	
RTU-3EX	YORK	DRZ0208N	10	4,000		113,000	84,000			180,000				800		EXISTING
RTU-4	LENOX	KGAD2054B	10	4,000	0.8	113,000	85,200			180,000	144,000		3 1/2"	800	16.0	

NOTES: 1. PROVIDE OUTDOOR AIR ECONOMIZER, TIME DELAY ON COMPRESSOR RE-START, CRANKCASE HEATER, MANOMETRIC RELIEF DAMPER, AND COMPRESSOR LOCK-OUT WITH AMBENT BELOW 50°F, AND FUSED DISCONNECT FOR RTU-1, RTU-2 AND RTU-4. OUTDOOR AIR DAMPER TO FULLY CLOSE W/ FAN SHUTDOWN FOR EACH UNIT.  
2. EXTERNAL STATIC PRESSURE LISTED REPRESENTS STATIC PRESSURE REQUIRED FOR DUCTWORK AND DIFFUSERS OUTSIDE THE HVAC UNIT COMPLETELY INDEPENDENT OF ANY PRESSURE DROP THROUGH THE HVAC EQUIPMENT INCLUDING BUT NOT LIMITED TO FILTERS, COILS AND ECONOMIZERS. THE FAN AND MOTOR SHALL BE SIZED APPROPRIATELY TO MEET THIS DEFINITION OF EXTERNAL STATIC PRESSURE.  
3. PROVIDE 1-DAY PROGRAMMABLE HEAT/COOL/AUTO CHANGEOVER THERMOSTATS FOR EACH UNIT. THERMOSTAT TO BE HONEYWELL VYACHPRO 8000 COMMERCIAL (RFD200A003) - NO EXCEPTIONS.  
4. PROVIDE CURB ADAPTER FOR RTU-1, RTU-2 AND RTU-4. VERIFY EXACT SIZE OF EXISTING CURB PRIOR TO ORDERING.  
5. RTU-3 IS EXISTING, LISTED FOR REFERENCE ONLY.

This drawing has been prepared by the Engineer, or under his supervision. This drawing is provided to you for informational purposes only. It is not to be used for any other purpose. Permission is granted to the professional party copyright holder, but not to the client, to reproduce, copy, or otherwise use this drawing, including the overall form, arrangement, and composition, of any part, in whole or in part, without the written consent of the Engineer/Architect. Any reproduction, use, or disclosure of information contained herein without prior written consent of the Engineer/Architect is strictly prohibited. © 2012 BC Engineers, Inc.



5720 Boody Street, Ex. 66293 (313)282-1772

155 Riverside Street  
Portland, Maine 04103  
Howard Johnson Plaza Hotel



1511 Westport Road  
Kansas City, MO 64111  
p 816 221 0250 f 816 221 0251

ISSUE DATE	11/01/12
PROJECT NUMBER	2012-42
SHEET NUMBER	M2
MECHANICAL DETAILS	