



Exterior Lighting (14-526 (d) 6)

Included with this section please find the lighting product cutsheets. Please see the plan set for the lighting plan.

Submitted by Swaney Lighting	Job Name: Messalonskee Track and Turf Field Distributor: NEEDHAM BR51 (BANGOR)	Catalog Number: LNC2-12L-4K-070-3-U-BL	Type: B
		Notes:	SLA18-38148

LNC2 SERIES	Cal.#		HUBBELL Outdoor Lighting
	Job		
Approvals			

SPECIFICATIONS

The small sized LNC2 is designed for perimeter illumination for safety, security and identification. No uplight and prismatic lenses offer neighbor friendly lighting at typical mounting heights of 8-15'. Units have protective polyester finish for long lasting appearance. Ideal for schools, factories, hospitals, warehouses and retail applications. Energy efficient LEDs provide up to 85% energy savings when compared to traditional light sources with little to no maintenance.

Construction:

Rugged die-cast aluminum housing protects components and provides an architectural appearance. Casting thermally conducts LED heat to optimize performance and long life. Powder paint finish provides durability in outdoor environments.

Electrical:

- 120V-277V universal voltage 50/60Hz 0-10V dimming drivers
- 347V and 480V dimmable driver option in 12L-070 configuration
- Minimum operating temperature is -40°C/-40°F (excludes 12L-035 and P15 configurations)
- Drivers have greater than .90 power factor and less than 20% Total Harmonic Distortion
- Driver RoHS and IP66
- 10kA surge protector

LED(s) CCT:

- 3000K CCT nominal, 4000K CCT nominal, 5000K CCT nominal (70 CRI)
- 9, 12 and 18 LED configurations available see pages 2 and 3 for electrical and photometric details

Optical:

Zero uplight distributions using individual acrylic LED optics provide IES type II, III and IV distributions. Optional (CS) acrylic diffuser available for reduced glare. Prismatic refractor lens provides ~10% uplight for increased vertical FC and forward light projection ideal for security lighting.

Lumen Maintenance:

L96 at 60,000hrs (Projected per IESNA TM-21-11), see table on page 2 for all values

Installation:

Quick-mount adapter provides easy installation to wall or to recessed junction boxes (4" square junction box). Designed for direct j-box mount. Optional 1/2" conduit hubs available (standard for sensor, SiteSync and battery versions).

Options/Controls:

- Universal button photocontrol
- Occupancy sensor options available for complete on/off and dimming control
- SiteSync pre-commissioned wireless controls (with or without sensor)
- Integral Battery Backup provides emergency lighting for the required 90 minute path of egress
- Dual Driver and Dual Power Feed option for 18L-070 versions


Listings:

- Listed to UL1598 and CSAC22.2#250.0-24 for wet locations
- DesignLights Consortium® (DLC) qualified. Please refer to the DLC website for specific product qualifications at www.designlights.org
- Made-to-order versions are IP-65 rated

Warranty:

Five year limited warranty (for more information visit: <https://www.hubbell.com/hb/lighting/eng/warranty>)

PRODUCT IMAGE(S)

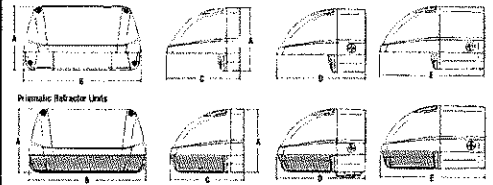


Standard 9, 12, and 18L Version* Prismatic Version
Surface Conduit Hubs, Sensor & SiteSync Version Battery Backup Version

*Shown with CS acrylic diffuser

DIMENSIONS

9, 12, 18L units



A	B	C	D	E
5.54"	10.16"	6.33"	7.64"	9.10"
40.7 mm	258 mm	160.7 mm	194 mm	231 mm


BASE MODEL 7.0 lbs / 3.2 kg

PC SENSOR 7.5 lbs / 3.4 kg • BBU MODELS 9.5 lbs / 4.3 kg

SHIPPING INFORMATION (Stock)

Catalog Number	G.W(kg)/ CTN	Carton Dimensions			Carton Qty. per Master Pack
		Length (in) (cm)	Width (in) (cm)	Height (in) (cm)	
LNC2-12LU	14.3 (6.5)	14.5 (37)	11.4 (29)	8.4 (21.5)	2
LNC2-18LU	14.8 (6.7)	14.9 (38)	11.4 (29)	8.4 (21.5)	2

CERTIFICATIONS/LISTINGS



ORDERING INFORMATION -- ORDERING EXAMPLE: LNC2-12L-4K-070-3-1-DB-PCU-EH-CS

LNC2	-	-	-	-	-	-	-	-	-	-	-	-	-	-	-	-	-	-	-
SERIES	LED SELECTION	CCT/CRI	DRIVE CURRENT	VOLTAGE	MOUNTING	CONTROL OPTIONS	OPTIONS												
LNC2 Small LitePak LNC2	9L 9 LEDs 12L 12 LEDs 18L 18 LEDs	3K 3000K, 70 CRI 4K 4000K, 70 CRI 5K 5000K, 70 CRI AM Amber (350mA only)	070 700mA 035 350mA (12L & 18L only)	U 120V-277V 1 120V 2 208V 3 240V 4 277V 5 ³ 480V F ⁴ 347V	Leave Blank for down position NV ² Inverted	SCP ^{1,5} Occupancy Sensor Programmable (Dim) PCU Universal Button Photocontrol SWP ⁶ SiteSync Pre-Commission SWPM SiteSync Pre-Commission w/ OCC Sensor	EH ² Battery Backup (Unit with Heater (-30°C)) E ³ Battery Backup (Unit 0°C) F ⁴ Fuse & Fuse-holder (not available with Battery Backup) CS Comfort Shield (N/A with Prismatic Refractor) 2DR Dual Driver (18L - 700mA only) 2PF Dual Power Feed (18L - 700mA only) CH Surface Conduit Hubs												
<p>FINISH</p> <p>DB Dark Bronze Textured BL Black Textured GYS Gray Smooth PS Platinum Silver Smooth WH White Textured CC Custom Color</p>																			
<p>SPECIFY SCP HEIGHT</p> <p>8F Up to 8ft mount height 20F Up to 20ft mount height</p>																			

1 IES distributions only available with 9L, 12L, and 18L versions.
2 Not available with occupancy sensor, battery backup or prismatic refractor options
3 Must specify voltage (120 or 277 only for E & EH)
4 Must order minimum of one remote control to program dimming settings. 0-10V fully adjustable dimming with automatic daylight calibration and different time delay settings. 120-277V only
5 PCU option not applicable, included in sensor
6 18L - 700mA versions only. Not available with 2DR or 2PF options. Must specify group and zone information at time of order
7 Specify time delay, dimming level and mounting height
8 12L - 700mA version only

Submitted by Swaney Lighting

Catalog Number:
LNC2-12L-4K-070-3-U-BL

Type:

B

Job Name:
Messalonskee Track and Turf Field
Distributor: NEEDHAM BR51 (BANGOR)

Notes:

SLA18-38148

STOCK ORDERING INFORMATION

Catalog Number	System Watts	Delivered Lumens	Distribution	Voltage	CCT	# Drivers/ Current	Weight lbs. (kg)	Finish	Options
LNC2-12LU-4K-3-1	29w	2,662	3	120-277V	4000K	1@700mA	7.0 (13.3)	Dark Bronze	*
LNC2-12LU-5K-3-1	29w	2,868	3	120-277V	5000K	1@700mA	7.0 (13.3)	Dark Bronze	*
LNC2-12LU-5K-3-1-PC-U	29w	2,868	3	120-277V	5000K	1@700mA	7.0 (13.3)	Dark Bronze	Photocell*
LNC2-18LU-4K-3-1	42w	3,806	3	120-277V	4000K	2@700mA	7.0 (13.3)	Dark Bronze	*
LNC2-18LU-5K-3-1	42w	4,106	3	120-277V	5000K	2@700mA	7.0 (13.3)	Dark Bronze	*
LNC2-18LU-5K-3-1-PC-U	42w	4,106	3	120-277V	5000K	2@700mA	7.0 (13.3)	Dark Bronze	Photocell*
LNC2-P35-4K-PCU	37w	4,025	FT	120-277V	4000K	1@900mA	7.0 (13.3)	Dark Bronze	Photocell
LNC2-P35-PCU	37w	4,108	FT	120-277V	5000K	1@900mA	7.0 (13.3)	Dark Bronze	Photocell

*Frosted acrylic comfort shield/lens included with unit

REPLACEMENT PART/ACCESSORIES

CATALOG NUMBER	DESCRIPTION
LNC2-CS	Frosted acrylic comfort shield/lens, reduces glare and improves uniformity with only 15% lumen reduction
SCP-REMOTE*	Remote control for SCP option. Order at least one per project to program and control fixtures

*Must order minimum of one remote control to program dimming settings, 0-10V fully adjustable dimming with automatic daylight calibration and different time delay settings, 120V or 277V only

PERFORMANCE DATA

Standard 9, 12 and 18L Versions

# OF LEADS	DRIVE CURRENT	SYSTEM WATTS	DIST. TYPE	5K (5000K nominal, 70 CRI)					4K (4000K nominal, 70 CRI)					3K (3000K nominal, 80 CRI)				
				LUMENS	LPW'	B	U	G	LUMENS	LPW'	B	U	G	LUMENS	LPW'	B	U	G
9	700mA	21W	2	2,083	97	1	0	1	2,072	97	1	0	1	1,927	90	1	0	1
			3	1,972	92	0	0	1	1,962	92	0	0	1	1,825	85	0	0	1
			4	2,097	98	0	0	1	2,087	98	0	0	1	1,941	91	0	0	1
			2	1,513	110	0	0	1	1,506	109	0	0	1	1,440	104	0	0	1
12	350mA	14W	3	1,433	104	0	0	1	1,426	103	0	0	1	1,364	99	0	0	1
			4	1,524	110	0	0	1	1,543	112	0	0	1	1,476	107	0	0	1
			2	2,777	97	1	0	1	2,763	97	1	0	1	2,570	90	1	0	1
			3	2,629	92	1	0	1	2,616	91	1	0	1	2,433	85	1	0	1
18	350mA	29W	4	2,797	98	1	0	1	2,783	97	1	0	1	2,588	90	1	0	1
			2	2,270	107	1	0	1	2,259	106	1	0	1	2,074	97	1	0	1
			3	2,149	101	0	0	1	2,138	100	0	0	1	1,963	92	0	0	1
			4	2,286	107	0	0	1	2,275	107	0	0	1	2,125	100	0	0	1
18	700mA	43W	2	4,261	99	1	0	1	4,240	98	1	0	1	3,943	91	1	0	1
			3	4,033	93	1	0	1	4,014	93	1	0	1	3,733	86	1	0	1
			4	4,290	99	1	0	1	4,270	99	1	0	1	3,971	92	1	0	1

Lumen values are from photometric tests performed in accordance with IESNA LM-79-08. Data is considered to be representative of the configurations shown. Actual performance may differ as a result of end-user environment and application. LNC2-12L battery mode produces 1,546 initial lumens. Meets UL924 90 minute discharge pattern.

PERFORMANCE DATA

Prismatic Refractor

# OF LEADS	DRIVE CURRENT	SYSTEM WATTS	DIST. TYPE	5K (5000K nominal, 70 CRI)					4K (4000K nominal, 70 CRI)					3K (3000K nominal, 80 CRI)				
				LUMENS	LPW'	B	U	G	LUMENS	LPW'	B	U	G	LUMENS	LPW'	B	U	G
1	350mA	13W	FT	1,741	132	0	3	2	1,706	129	0	3	2	1,648	125	0	3	2
	600mA	25W		2,929	117	1	3	2	2,806	112	1	3	2	2,773	111	1	3	2
	900mA	37W		4,108	112	1	3	3	4,025	110	1	3	3	3,899	106	1	3	3

PROJECTED LUMEN MAINTENANCE

Standard 9, 12 and 18L Versions

Ambient Temp.	OPERATING HOURS					
	0	25,000	50,000	TM-21-11' L96 60,000	100,000	L70 (hours)
25°C / 77°F	1.00	0.98	0.97	0.96	0.95	>791,000
40°C / 104°F	0.99	0.98	0.96	0.96	0.95	>635,000

Prismatic Refractor

Ambient Temp.	OPERATING HOURS					
	0	25,000	50,000	TM-21-11' L96 60,000	100,000	L70 (hours)
25°C / 77°F	1.00	0.94	0.89	0.87	0.80	>160,000
40°C / 104°F	0.99	0.93	0.88	0.86	0.78	>150,000

1. Projected per IESNA TM-21-11 * (Nichia 2198, 700mA, 85°C Ts, 10,000hrs)
Data references the extrapolated performance projections for the LNC-12LU-5K base model in a 40°C ambient, based on 10,000 hours of LED testing per IESNA LM-80-08.



Hubbell Outdoor Lighting • 701 Millennium Boulevard • Greenville, SC 29607 • Phone: 864-678-1000

Due to our continued efforts to improve our products, product specifications are subject to change without notice.

© 2017 HUBBELL OUTDOOR LIGHTING. All Rights Reserved • For more information visit our website: www.hubbelloutdoor.com • Printed in USA August 7, 2018 10:08 AM LNC2-SPEC

Submitted by Swaney Lighting



Job Name:
Messalonskee Track and Turf Field
Distributor: NEEDHAM BR51 (BANGOR)

Catalog Number:
LNC2-12L-4K-070-3-U-BL

Notes:

Type:

B

SLA18-38148

ELECTRICAL DATA

Standard 9, 12 and 18L Versions

# OF LEDS	DRIVE CURRENT (mA)	INPUT VOLTAGE (V)	CURRENT (Amps)	SYSTEM POWER (w)
9	700mA	120	0.18	21
		277	0.08	21
12	350mA	120	0.12	14
		277	0.05	14
		120	0.24	29
	700mA	277	0.10	29
		347	0.08	29
		480	0.06	29
18	350mA	120	0.18	21
		277	0.08	21
	700mA	120	0.36	43
		277	0.16	43

Prismatic Refractor


# OF LEDS	DRIVE CURRENT (mA)	INPUT VOLTAGE (V)	CURRENT (Amps)	SYSTEM POWER (w)
1	350mA	120	0.11	13
		277	0.05	13
	600mA	120	0.21	25
		277	0.09	25
	900mA	120	0.31	37
		277	0.13	37

LUMINAIRE AMBIENT TEMPERATURE FACTOR (LATF)
Standard 9, 12, 18L and Prismatic Versions

AMBIENT TEMPERATURE	LUMEN MULTIPLIER	
0°C	32°F	1.02
10°C	50°F	1.01
20°C	68°F	1.00
25°C	77°F	1.00
30°C	86°F	1.00
40°C	104°F	0.99
50°C	122°F	0.98


Use these factors to determine relative lumen output for average ambient temperatures from 0-40°C (32-104°F).

NV - Inverted Mounting Options
(Requires Factory Installed lens Option)



Inverted mounting capabilities for uplighting applications. Specially designed frosted acrylic diffuser option softens output, improves uniformity and protects LED lenses.

SCP - Programmable Occupancy Sensor



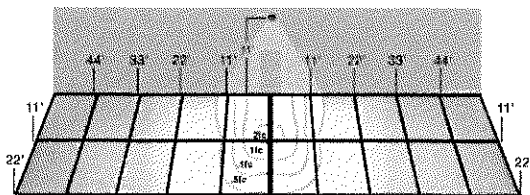
Sensor offers greater control and energy savings with SCP programmable sensor with adjustable delay and dimming levels (Factory default is 10%)
Visit: <http://www.hubbellighting.com/solutions/controls/> for control application information

SWP & SWPM - SiteSync™



When ordering a fixture with the SiteSync lighting control option, additional information will be required to complete the order. The SiteSync Commissioning Form or alternate schedule information must be completed. This form includes Project locations Group information, and Operating schedules. For more detailed information please visit www.HubbellLighting.com/products/sitesync or contact Hubbell Lighting tech support at (800) 345-4928.

LNC2 - BATTERY BACK UP




11' Mounting Height

Provides Life Safety Code average illuminance of 1.0 fc. Assumes open space with no obstructions and mounting height of 11'.

Diagrams for illustration purposes only, please consult factory for application layout.

Battery backup units consume 6 watts when charging a dead battery and 2 watts during maintenance charging. FH (units with a heater) consume up to an additional 8 watts when charging if the battery temp is lower than 10°C

E & EH EMERGENCY BATTERY BACKUP



Standard versions utilize 9, 12 or 18 High Power LEDs to generate 1,600 - 4,200 lumens in Normal Mode and use 4 LEDs for up to 700 lumens in Emergency Mode. Prismatic refractor versions utilize 1 COB LED to generate approximately 900 lumens in emergency mode.



HUBBELL
Outdoor Lighting

Hubbell Outdoor Lighting • 701 Millennium Boulevard • Greenville, SC 29607 • Phone: 864-678-1000

Due to our continued efforts to improve our products, product specifications are subject to change without notice.

© 2017 HUBBELL OUTDOOR LIGHTING, All Rights Reserved • For more information visit our website: www.hubbelloutdoor.com • Printed in USA August 7, 2018 10:08 AM LNC2-SPEC

Submitted by Swaney Lighting

Catalog Number:

LNC2-12L-4K-070-3-U-BL

Type:

B




Job Name:

Mesaonskee Track and Turf Field
Distributor: NEEDHAM BR51 (BANGOR)

Notes:

SLA18-38148

Submitted by Swaney Lighting	Job Name: Messalonskee Track and Turf Field Distributor: NEEDHAM BR51 (BANGOR)	Catalog Number: CL1-A-60LU-4K-3-BL	Type: D SGL SLA18-38148
------------------------------	---	--	---

CIMARRON LED	Cat.# Job Type	 HUBBELL Outdoor Lighting Approvals
-------------------------------	----------------------	--

SPECIFICATIONS

Construction:

- Stylish vertically finned die-cast solid top housing for maximum heat dissipation; Stops collection of unsightly debris from gathering on top of the housing
- Rugged lower die-cast aluminum heat sink accelerates thermal management and optimizes PCB and optical performance
- Separate optical and electrical compartment for optimum component operation
- One piece die cut silicone gasket ensures weather proof seal around each individual LED for IP65 rating
- Backlight Control (BC) option available for 85% spill light reduction, doesn't change fixture appearance or EPA, recommended for Type III and Type IV distributions
- Stamped bezel provides mechanical compression to seal the optical assembly
- Complements the Hubbell Southwest series of outdoor fixtures
- Weight - 45.0 pounds, EPA - 1.3 ft²
- Suitable for applications requiring 3G testing prescribed by ANSI C136.31

Optics:

- Choice of 72 high brightness LED configurations with individual acrylic lenses specially designed for IES Type II, III, IV and V distributions
- Auto optics designed for front row 1A and interior rows 2A (see distribution under ordering and page 2)
- CCT: 3000K (80 CRI), 4000K (70 CRI), 5000K (70 CRI), and turtle friendly Amber LED options

Electrical:

- Universal input voltage 120-277 VAC, 50/60 Hz
- Integral step-down transformer for 347V & 480V
- Ambient operating temperature -40° C to 40° C
- Automatic thermal self-protection
- Drivers have greater than 90% power factor and less than 10% THD
- Optional continuous dimming to 10% or dual circuitry available

- LED drivers have output power over-voltage, over-current protection and short circuit protection with auto recovery
- 1050 mA driver available with 90L configuration for increased lumen output
- LED electrical assembly, including PR devices, consumes no power in the 'off' state
- Surge protection - 20KA; Turns fixture off at end of life; Includes LED for end of life indication (see surge suppressor page 4)

Controls:

- Drivers are 0-10V dimming standard. Photocell, occupancy sensor and wireless controls available for complete on/off and dimming control

Lumen maintenance:

- L90 at 60,000 hours (Projected per IESNA TM-21-11)

Installation:

- Two die-cast aluminum arm designs: The decorative arm offers a sleek upswept look while the straight arm follows the housing's contoured lines for continuity of style
- Fixture ships with arm installed for ease of installation and mounts to #2 drill pattern
- Wall bracket, mast arm fitter and pole accessories are also available allowing easy mounting for virtually any application

Finish:

- TGIC thermoset polyester powder paint finish applied at nominal 2.5 mil thickness

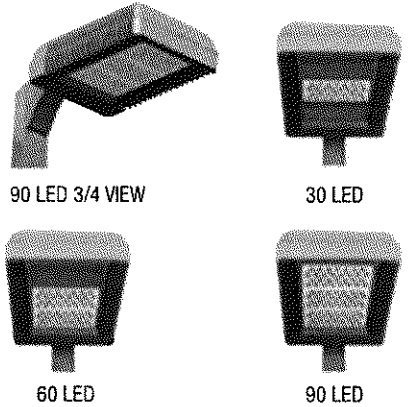
Warranty:

- Five year limited warranty (for more information visit: <http://www.hubbelloutdoor.com/resources/warranty/>)

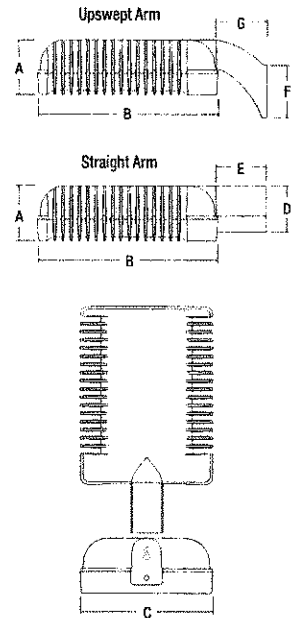
Listings:

- Listed to UL1598 and CSA C22.2#250.0-24 for wet locations
- Models meet DesignLights Consortium (DLC) qualifications, consult DLC website for more details: <http://www.designlights.org/QPL>
- IDA approved • IP65

PRODUCT IMAGE(S)



DIMENSIONS



A	B	C	D	E	F	G
6 3/4"	21 3/4"	16"	8 5/8"	6 5/16"	5 5/8"	5 1/8"
171mm	552mm	406mm	188mm	160mm	143mm	159mm

CERTIFICATIONS/LISTINGS



ORDERING INFORMATION SEE NEXT PAGE



Hubbell Outdoor Lighting • 701 Millennium Boulevard • Greenville, SC 29607 • Phone: 864-678-1000

Due to our continued efforts to improve our products, product specifications are subject to change without notice.

© 2018 HUBBELL OUTDOOR LIGHTING. All Rights Reserved • For more information visit our website: www.hubbelloutdoor.com • Printed in USA CL1LED-SPEC August 7, 2018 9:43 AM

Submitted by Swaney Lighting



Job Name:
Messalonskee Track and Turf Field
Distributor: NEEDHAM BR51 (BANGOR)

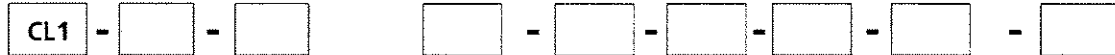
Catalog Number:
CL1-A-60LU-4K-3-BL

Notes:

Type:
D SGL

SLA18-38148

ORDERING INFORMATION ORDERING EXAMPLE: CL1-A-90LU-5K-3-DB-RPA3



SERIES	NO. OF LEDs	VOLTAGE	CCT	DRIVE CURRENT	OPTIONS
CL1 Cimarron LED	90L 90 High brightness LEDs 60L 60 High brightness LEDs 30L 30 High brightness LEDs	U¹ Universal 120V-277V, 50/60 Hz 1 120V 2 208V 3 240V 4 277V 5 480V, 60 Hz F 347V, 60 Hz E ⁴ 220V, 50 Hz	3K 3000K 4K 4000K 5K 5000K AM⁴ Amber (590 nm available for "Turtle Friendly" applications (consult factory))	Leave blank for 790mA (standard) 035 350mA Amber CCT only 105 1050 mA (Not for use with 30L)	BC² Backlight control CD Continuous dimming WB Wall bracket RPA3 3" Round pole adapter RPA4 4" Round pole adapter RPA5 5" Round pole adapter RPA6 6" Round pole adapter F(X)³ Fusing (replace X with voltage: 1-120V, 2-208V, 3-240V, 4-277V, 5-480V, F-347V) VG Vandal guard 7PR Photocell receptacle (7-pin ANSI C136.41—2013 receptacle for use with standard Twist-Lock® photo controls, shorting caps, and ANSI C136.41 external wireless control devices. Select SCL option to add occupancy sensing capability when using with compatible external wireless devices.

MOUNTING

A Arm mount construction (6" straight rigid arm included & acceptable for 90° configurations)

AD Decorative arm mount const. (6" decorative upswep arm incl. & acceptable for 90° configurations)

MAF Mast arm fitter for mounting to standard 2 3/8" mast arm bracket, includes 6" straight rigid arm

DISTRIBUTION

2	Type II
3	Type III
4	Type IV
5M	Type V Medium
5S	Type V Short
5W	Type V Wide
2L	Type II Rotated 90° left
3L	Type III Rotated 90° left
4L	Type IV Rotated 90° left
2R	Type II Rotated 90° right
3R	Type III Rotated 90° right
4R	Type IV Rotated 90° right
1A	Auto Front Row Type I
1AR	Auto Front Row Type I Rotated 90° right
1AL	Auto Front Row Type I Rotated 90° left
2A	Auto Front Row Type II
2AR	Auto Front Row Type II Rotated 90° right
2AL	Auto Front Row Type II Rotated 90° left

- Notes:
- Fuse option not available with universal voltage
 - Select F3 fusing option for 220V
 - Recommended for Type II and IV distributions only
 - Available in 350mA drive current only Type IV, 5M
 - 0-10V fully adjustable dimming with automatic daylight calibration and different time delay settings; must order minimum of one SCP-RE-10" E control to program dimming settings (see accessories)
 - Not available with AD arm
 - Not available with WIR or WIRSC
 - Not available with SCC, SCL, or SCP
 - Specify mounting height: 8" or less, 40" or 40"
 - Specify mount and zone. See SiteSync product page www.hubbellighting.com/controls/SiteSync for more details
 - Not available in 30L-700mA or 1050mA versions

PIR MOTION/OCCUPANCY CONTROL OPTIONS

- SCP_F^{6,7,8}** On/Off control (line voltage device not for use with 7PR receptacle option and external wireless control devices)
- SCL_F^{6,7,9}** Add-on occupancy sensor for use with ext. wireless control device connected thru 7PR receptacle. Consult control manufacturer for compatibility.
- SCP_F^{3A,7,9}** Programmable dimming control (line voltage device not for use with 7PR receptacle option and external wireless control devices). A minimum of one SCP-REMOTE accessory remote control required for configuration. (Standard lens with greater sensitivity; motion detection radius equal to .75 X luminaire mounting height (approx. distance))
- SWP^{10,11}** SiteSync Pre-Commission
- SWPM^{10,11}** SiteSync Pre-Commission w/ Sensor

WIRELESS CONTROL OPTIONS

- WIR⁸** wSCAPE Fixture Module, in-fixture relay for wireless lighting control
- WIRSC^{4,8}** wSCAPE Fixture Module, in-fixture relay for wireless lighting control and motion/occupancy control

Accessories and Services (Ordered Separately)

Catalog Number	Description
SCP-REMOTE	Remote Control for SCP_F option. Order at least one per project to program and control the occupancy sensor
SWUSB*	SiteSync interface software loaded on USB flash drive for use with owner supplied PC (Windows based only). Includes SiteSync license, software and USB radio bridge node
SWTAB*	Windows tablet and SiteSync interface software. Includes tablet with pre-loaded software, SiteSync license and USB radio bridge node.
SWBRG	SiteSync USB radio bridge node only. Order if a replacement is required or if an extra bridge node is requested.
SW7PR*	SiteSync 7 Pin on fixture module On/Off/Dim, Daylight Sensor 120-480VAC


* When ordering SiteSync at least one of these two interface options must be ordered per project.
+ Available as a SiteSync retrofit solution for fixtures with an existing 7pin receptacle.

Hubbell Control Solutions - Accessories (sold separately)

Catalog Number	Description	HCS System
NXDFM-1R1D-UNV	On-fixture Module (7-pin), On / Off / Dim, Daylight Sensor with HubNET Radio and Bluetooth® Radio, 120-480VAC	NX Distributed Intelligence™
WIR-RME-L	On-fixture Module (7-pin or 5-pin), On / Off / Dim, Daylight Sensor with wSCAPE Radio, 110-480VAC	wSCAPE® Lighting Control

For additional information related to these accessories please visit www.hubbellcontrol.com. Options provided for use with integrated sensor, please view specification sheet ordering information table for details.

SiteSync 7-Pin Module



- SiteSync Features in a new form
- Available as an accessory for new construction or retrofit applications (with existing 7-Pin receptacle)
- Available on all products that have a 7-Pin receptacle
- Does not interface with occupancy sensors





Job Name:
Messalonskee Track and Turf Field
Distributor: NEEDHAM BR51 (BANGOR)

Catalog Number:
CL1-A-60LU-4K-3-BL

Notes:

Type:

D SGL

SLA18-38148

ENERGY SAVING DATA

#LEDS	DRIVE CURRENT	SYSTEM WATTS		DIST. TYPE	5K (5000K nominal, 70 CRI)				4K (4000K nominal, 70 CRI)				3K (3000K nominal, 70 CRI)						
		120-277V	347-480V		LUMENS	LPW'	B	U	G	LUMENS	LPW'	B	U	G	LUMENS	LPW'	B	U	G
30	700 mA	70W	80W	1A	8244	118	1	0	1	8162	117	1	0	1	6775	97	1	0	1
				2A	8202	117	1	0	1	8121	116	1	0	1	6740	96	1	0	1
				2	7715	110	2	0	3	7639	109	2	0	2	6340	91	2	0	2
				3	7712	110	2	0	2	7635	109	2	0	2	6371	91	1	0	2
				4	7803	111	1	0	2	7726	110	1	0	2	6412	92	1	0	2
				5S	8374	120	3	0	0	8291	118	3	0	0	6882	98	3	0	0
60	700 mA	135W	150W	1A	16171	120	1	0	2	16011	119	1	0	1	13289	98	1	0	1
				2A	16088	119	1	0	2	15929	118	1	0	2	13221	98	1	0	2
				2	15134	112	3	0	3	14984	111	3	0	3	12437	92	3	0	3
				3	15127	112	3	0	3	14977	111	3	0	3	12498	93	2	0	3
				4	15306	113	2	0	3	15154	112	2	0	3	12578	93	2	0	3
				5S	16426	122	4	0	0	16263	120	4	0	0	13498	100	4	0	0
60	1050 mA	220W	235W	1A	21139	96	2	0	2	20929	95	2	0	2	17371	79	2	0	2
				2A	21030	96	2	0	2	20822	95	2	0	2	17282	79	2	0	2
				2	19783	90	4	0	5	19587	89	3	0	5	16257	74	3	0	5
				3	19774	90	3	0	4	19578	89	3	0	4	16250	74	3	0	4
				4	20007	91	3	0	5	19809	90	3	0	5	16442	75	3	0	5
				5S	21471	98	5	0	0	21259	97	5	0	0	17645	80	5	0	0
90	700 mA	205W	225W	1A	23781	116	2	0	2	23546	115	2	0	2	19543	95	2	0	2
				2A	23658	115	2	0	2	23425	114	2	0	2	19443	95	2	0	2
				2	22255	109	3	0	4	22035	107	3	0	4	18289	89	3	0	4
				3	22245	109	3	0	4	22026	107	3	0	4	18379	90	3	0	3
				4	22508	110	3	0	4	22286	109	3	0	4	18497	90	2	0	4
				5S	24156	118	5	0	0	23916	117	5	0	0	19851	97	4	0	0
90	1050 mA	325W	350W	1A	31708	98	2	0	2	31394	97	2	0	2	26057	80	2	0	2
				2A	31545	97	2	0	2	31233	96	2	0	2	25923	80	2	0	2
				2	29674	91	4	0	5	29390	90	3	0	5	24385	75	3	0	4
				3	29661	91	3	0	4	29367	90	3	0	4	24505	75	3	0	4
				4	30011	92	3	0	5	29714	91	3	0	5	24663	76	3	0	4
				5S	32207	99	5	0	0	31888	98	5	0	0	26467	81	5	0	0

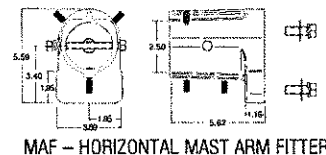
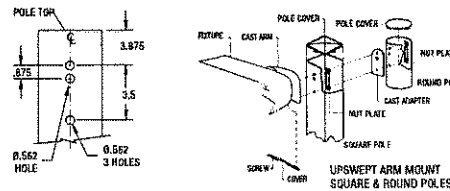
Amber					Drive Current	SYSTEM WATTS	
LUMENS	LPW'	B	U	G		120-277V	#LEDS
2488		0	0	1	350 mA	135W	60
2533		2	0	1			
3558		1	0	1	350 mA	205W	90
3596		2	0	1			

ACCESSORIES/REPLACEMENT PARTS - Order Separately

Catalog Number	Description
CR-RPA3-XX'	Round pole adapter for straight arm (3/4" - 3/4")
CR-RPA4-XX'	Round pole adapter for straight arm (3/8" - 4 1/2")
CR-RPA5-XX'	Round pole adapter for straight arm (5")
CR-RPA6-XX'	Round pole adapter for straight arm (6")
CRD-RPA2-XX'	Round pole adapter for upswept arm (2 1/4" - 3 1/8")
CRD-RPA3-XX'	Round pole adapter for upswept arm (3 1/4" - 3 3/4")
CRD-RPA4-XX'	Round pole adapter for upswept arm (3 3/8" - 4 1/2")
CRD-RPA5-XX'	Round pole adapter for upswept arm (5")
CRD-RPA6-XX'	Round pole adapter for upswept arm (6")
WB-AREA-XX'	Wall bracket
TPLB-XX'	Twin parallel luminaire bracket
MAF-CL-XX'	Horizontal mast arm fitter for 2 3/8" OD arm. Mounts to standard 6" arm (ordered with fixture)

Catalog Number	Description
SCP-REMOTE*	Remote control for SCP option. Order at least one per project to program and control.
SWUSB*	SiteSync interface software loaded on USB flash drive for use with owner supplied PC (Windows based only). Includes SiteSync license, software and USB radio bridge node.
SWTAB*	Windows tablet and SiteSync interface software. Includes tablet with preloaded software, SiteSync license and USB radio bridge node.
SWBRG+	SiteSync USB radio bridge node only. Order if a replacement is required or if an extra bridge node is requested.
93052458	20KA surge protection with an end of life LED indicator

- 1 - Replace XX with color choice, eg: DB for Dark Bronze
- 2 - When ordering poles, specify Pole Drill Pattern #2
- 3 - Fixture must include standard 6" arm



Hubbell Outdoor Lighting • 701 Millennium Boulevard • Greenville, SC 29607 • Phone: 864-678-1000
Due to our continued efforts to improve our products, product specifications are subject to change without notice.
© 2017 HUBBELL OUTDOOR LIGHTING. All Rights Reserved • For more information visit our website: www.hubbelloutdoor.com • Printed in USA CL1LED-SPEC August 7, 2018 9:45 AM



Submitted by Swaney Lighting



Job Name:
Messalonskee Track and Turf Field
Distributor: NEEDHAM BR51 (BANGOR)

Catalog Number:
CL1-A-60LU-4K-3-BL

Notes:

Type:
D SGL

SLA18-38148

MOUNTING ACCESSORIES

Catalog Number	Description
ARM-CL-K-TA-XX ¹	Adjustable mounting arm for single fixture (2-3/8 tenon) – 5 lbs. 2.3 kgs.
ARM-CL-TK-TA-XX ¹	Adjustable mounting arm for two fixtures at 180° (2-3/8 tenon) – 7 lbs. 3.2 kgs.
ARM-CL-K-S-XX ¹	10" adjustable arm – .5 lbs. .05 kgs. – 5.75 lbs. 2.6 kgs.

¹ Replace XX with color choice, eg: DB for Dark Bronze
² Fixture must include standard 6" straight arm

ARM-CL-K-TA-XX
ARM-CL-TK-TA-XX



ARM-CL-K-S-XX



TENON TOP POLE BRACKET ACCESSORIES
(2 3/8" OD tenon) (RSS version requires 4" round pole adapter)

Catalog Number	Description
SETA2-XX ¹	Square pole tenon adapter (4 at 90 degrees)
RETA2-XX ¹	Round pole tenon adapter (4 at 90 degrees)
TETA-XX ¹	Hexagonal pole tenon adapter (3 at 120 degrees)

¹ Replace XX with color choice, eg: DB for Dark Bronze

PHOTOCONTROL EQUIPMENT

Catalog Number	Description
PTL-1	Photocontrol - twist-lock cell (120V)
PTL-8	Photocontrol - twist-lock cell (120-277V)
PTL-5	Photocontrol - twist-lock cell (480V)
PTL-6	Photocontrol - twist-lock cell (347V)
PSC	Shorting cap - twist-lock

AUTOMOTIVE DEALERSHIP OPTICS



For Automotive Dealership applications Spaulding Lighting has developed two optics designed for enhanced and proper lighting of the auto dealership merchandise and the front row 1A and interior rows 2A (See CL1 distribution information for details)

Optic 1A

- Maximum illumination on front row display
- Maximum pole spacing

Optic 2A

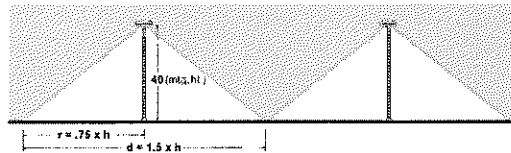
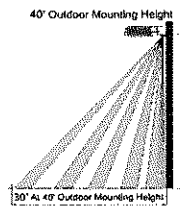
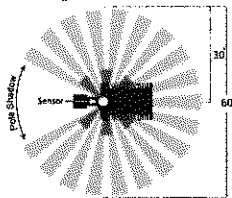
- Excellent front row illumination and drive lane
- Optimal uniformity for drive lane and interior rows



MOTION CONTROLS

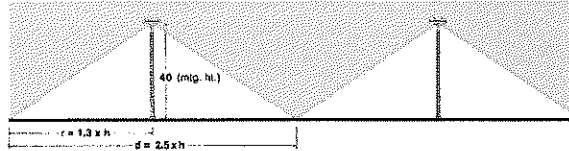
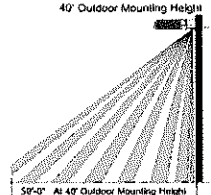
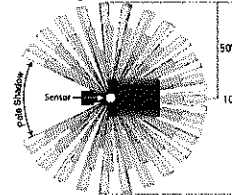
- Start up delay from initial motion detection to fixture illumination is approximately 1-2 seconds
- Vehicle detection is possible however less reliable than human detection; Vehicle detection is dependent upon the following: rate of speed, mounting height of luminaire and vehicle temperature

SCP - Designed for intermediate coverage area



Note: Extreme heat or cold temperatures may limit detection.

SCPW - Designed for widest coverage area



Note: Extreme heat or cold temperatures may limit detection.

SURGE PROTECTION

- Field replaceable surge protection device (SPD) provides 20KA and 10KV protection meeting ANSI/IEEE C62.41.2 Category C High and Surge Location Category C3
- The SPD is designed with a clamping voltage of 1600V at 20KA using industry standard 8/20µs waveform
- Max surge current = 20,000 Amps (see table)
- LED Indicator – Green LED is unlit at end of life


Pulse Rating (8 x 20 µSec)	eRUUs		CE	
	I _c	10KA	5KA	
Strikes	Surge			
1	20,000 A			
2	15,000 A			
15	10,000 A			
120	3,000 A			




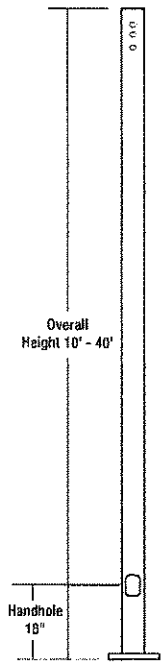
Hubbell Outdoor Lighting • 701 Millennium Boulevard • Greenville, SC 29607 • Phone: 864-678-1000
Due to our continued efforts to improve our products, product specifications are subject to change without notice.



© 2018 HUBBELL OUTDOOR LIGHTING, All Rights Reserved • For more information visit our website: www.hubbelloutdoor.com • Printed in USA CL1LED-SPEC August 7, 2018 9:45 AM

Submitted by Swaney Lighting	Job Name: Messalonskee Track and Turf Field Distributor: NEEDHAM BR51 (BANGOR)	Catalog Number: SSSH20-40A-1-S2-BL	Type: D SGL
	Notes:	SLA18-38148	

SSS-H SERIES POLES SQUARE STRAIGHT STEEL	Cat.#	
	Job	
	Type	Approvals



APPLICATIONS

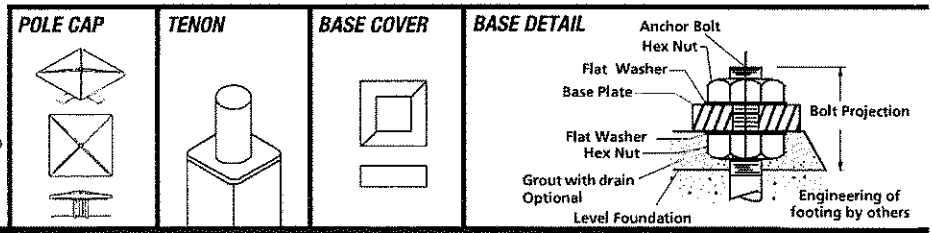
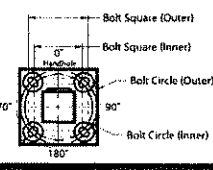
- Lighting installations for side and top mounting of luminaires with effective projected area (EPA) not exceeding maximum allowable loading of the specified pole in its installed geographic location

CONSTRUCTION

- SHAFT:** One-piece straight steel with square cross section, flat sides and minimum 0.23" radius on all corners; Minimum yield of 46,000 psi (ASTM-A500, Grade B); Longitudinal weld seam to appear flush with shaft side wall; Steel base plate with axial bolt circle slots welded to pole shaft having minimum yield of 36,000 psi (ASTM A36)
- BASE COVER:** Two-piece square aluminum base cover included standard
- POLE CAP:** Pole shaft supplied with removable cover when applicable; Tenon and post-top configurations also available
- HAND HOLE:** Rectangular 3x5 steel hand hole frame (2.38" x 4.38" opening); Mounting provisions for grounding lug located behind gasketed cover
- ANCHOR BOLTS:** Four galvanized anchor bolts provided per pole with minimum yield of 55,000 psi (ASTM F1554). Galvanized hardware with two washers and two nuts per bolt for leveling

FINISH

- Durable thermoset polyester powder coat paint finish with nominal 3.0 mil thickness
- Powder paint prime applied over "white metal" steel substrate cleaned via mechanical shot blast method
- Decorative finish coat available in seven standard colors; Custom colors available; RAL number preferable; Internal protective coating available

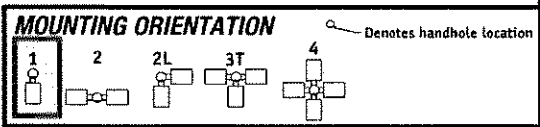


ORDERING INFORMATION

ORDERING EXAMPLE: **SSS-H - 25 - 40 - A/B/C - 2L - S2 - DB - UL**

Reference page 2 for available configurations

SERIES	HEIGHT	SHAFT	THICKNESS	MOUNTING	DRILL PATTERN	FINISH	OPTIONS
SSS-H Square Straight Steel Pole Hubbell Outdoor	Reference page 2 Ordering matrix	Reference page 2 Ordering matrix	Reference page 2 Ordering matrix	1 Single arm mount 2 Two fixtures at 180° 2L Two fixtures at 90° 3T Three fixtures at 90° 4 Four fixtures at 90°	S2 #2 2 bolt 3.5" pattern	DB Dark Bronze Textured BL Black Textured WH White Textured GR Gray Textured PS Platinum Silver Smooth CC Custom Color	HSC Internal Coating (Hubbell Seal) GFI ¹ 20 Amp GFCI Receptacle and Cover EHH ² Extra Handhole CO5 ³ .5" Coupling CO7 ³ .75" Coupling CO20 ³ 2" Coupling MPB ³ Mid-pole Luminaire Bracket VM2 2nd mode vibration damper LAB Less Anchor Bolts UL UL Certified



ACCESSORIES- Order Separately

Catalog Number	Description
VM1 ³	1st mode vibration damper
VM2SXX	2nd mode vibration damper

1 Removable tenon used in conjunction with side arm mounting. First specify desired arm configuration followed by the "TR" notation. Example: SSS-H-25-40-A-1-S2-TR-DB
 2 Specify option location using logic found on page 2 (Option Orientation)
 3 VM1 recommended on poles 20' and taller with EPA of less than 1.



Job Name:
Messalonskee Track and Turf Field
Distributor: NEEDHAM BR51 (BANGOR)

Notes:

SLA18-38148

ORDERING INFORMATION Cont.

Catalog Number	Height		Nominal Shaft Dimensions	Wall Thickness	Bolt Circle (suggested)	Bolt Circle (range)	Bolt Square (range)	Base Plate Square	Anchor bolt size	Ball Projection	Pole weight
	Feet	Meters									
SSS-H-10-40-A-XX-XX	10	3.0	4" square	0.125"	9"	8" - 10"	5.68" - 7.07"	9"	3/4" x 30" x 3"	3.5	77
SSS-H-12-40-A-XX-XX	12	3.7	4" square	0.125"	9"	8" - 10"	5.66" - 7.07"	9"	3/4" x 30" x 3"	3.5	90
SSS-H-14-40-A-XX-XX	14	4.3	4" square	0.125"	9"	8" - 10"	5.66" - 7.07"	9"	3/4" x 30" x 3"	3.5	103
SSS-H-16-40-A-XX-XX	16	4.9	4" square	0.125"	9"	8" - 10"	5.68" - 7.07"	9"	3/4" x 30" x 3"	3.5	116
SSS-H-18-40-A-XX-XX	18	5.5	4" square	0.125"	9"	8" - 10"	5.66" - 7.07"	9"	3/4" x 30" x 3"	3.5	129
SSS-H-20-40-A-XX-XX	20	6.1	4" square	0.125"	9"	8" - 10"	5.66" - 7.07"	9"	3/4" x 30" x 3"	3.5	142
SSS-H-25-40-A-XX-XX	25	7.6	4" square	0.125"	9"	8" - 10"	5.66" - 7.07"	9"	3/4" x 30" x 3"	3.5	175
SSS-H-14-40-B-XX-XX	14	4.3	4" square	.188"	11"	10" - 12"	7.07" - 8.48"	10.50"	3/4" x 30" x 3"	3.5	152
SSS-H-16-40-B-XX-XX	16	4.9	4" square	.188"	11"	10" - 12"	7.07" - 8.48"	10.50"	3/4" x 30" x 3"	3.5	171
SSS-H-18-40-B-XX-XX	18	5.5	4" square	.188"	11"	10" - 12"	7.07" - 8.48"	10.50"	3/4" x 30" x 3"	3.5	190
SSS-H-20-40-B-XX-XX	20	6.1	4" square	.188"	11"	10" - 12"	7.07" - 8.48"	10.50"	3/4" x 30" x 3"	3.5	209
SSS-H-25-40-B-XX-XX	25	7.6	4" square	.188"	11"	10" - 12"	7.07" - 8.48"	10.50"	3/4" x 30" x 3"	3.5	257
SSS-H-30-40-B-XX-XX	30	9.1	4" square	.188"	11"	10" - 12"	7.07" - 8.48"	10.50"	3/4" x 30" x 3"	3.5	304
SSS-H-16-50-B-XX-XX	16	4.9	5" square	.188"	11"	10.25" - 13.25"	7.25" - 9.37"	11.50"	1" x 36" x 4"	4.5	219
SSS-H-18-50-B-XX-XX	18	5.5	5" square	.188"	11"	10.25" - 13.25"	7.25" - 9.37"	11.50"	1" x 36" x 4"	4.5	243
SSS-H-20-50-B-XX-XX	20	6.1	5" square	.188"	11"	10.25" - 13.25"	7.25" - 9.37"	11.50"	1" x 36" x 4"	4.5	267
SSS-H-25-50-B-XX-XX	25	7.6	5" square	.188"	11"	10.25" - 13.25"	7.25" - 9.37"	11.50"	1" x 36" x 4"	4.5	327
SSS-H-30-50-B-XX-XX	30	9.1	5" square	.188"	11"	10.25" - 13.25"	7.25" - 9.37"	11.50"	1" x 36" x 4"	4.5	387
SSS-H-25-50-C-XX-XX	25	7.6	5" square	.25"	11"	10.25" - 13.25"	7.25" - 9.37"	11.50"	1" x 36" x 4"	4.5	427
SSS-H-30-50-C-XX-XX	30	9.1	5" square	.25"	11"	10.25" - 13.25"	7.25" - 9.37"	11.50"	1" x 36" x 4"	4.5	507
SSS-H-20-60-B-XX-XX	20	6.1	6" square	.188"	12"	11.00" - 13.25"	7.81" - 9.37"	12.25"	1-1/4" x 42" x 6"	5.0	329
SSS-H-25-60-B-XX-XX	25	7.6	6" square	.188"	12"	11.00" - 13.25"	7.81" - 9.37"	12.25"	1-1/4" x 42" x 6"	5.0	404
SSS-H-30-60-B-XX-XX	30	9.1	6" square	.188"	12"	11.00" - 13.25"	7.81" - 9.37"	12.25"	1-1/4" x 42" x 6"	5.0	479
SSS-H-35-60-B-XX-XX	35	10.7	6" square	.188"	12"	11.00" - 13.25"	7.81" - 9.37"	12.25"	1-1/4" x 42" x 6"	5.0	554
SSS-H-40-60-B-XX-XX	40	12.2	6" square	.188"	12"	11.00" - 13.25"	7.81" - 9.37"	12.25"	1-1/4" x 42" x 6"	5.0	629
SSS-H-30-60-C-XX-XX	30	9.1	6" square	.25"	12"	11.00" - 13.25"	7.81" - 9.37"	12.25"	1-1/4" x 42" x 6"	5.0	614
SSS-H-35-60-C-XX-XX	35	10.7	6" square	.25"	12"	11.00" - 13.25"	7.81" - 9.37"	12.25"	1-1/4" x 42" x 6"	5.0	712
SSS-H-40-60-C-XX-XX	40	12.2	6" square	.25"	12"	11.00" - 13.25"	7.81" - 9.37"	12.25"	1-1/4" x 42" x 6"	5.0	809

NOTE: Factory supplied template must be used when setting anchor bolts. Hubbell Lighting will deny any claim for incorrect anchorage placement resulting from failure to use factory supplied template and anchor bolts.

EHH - EXTRA HANDHOLE

Provision for Grounding

C05 - C07 - C20 - COUPLING

2" - 11.5 NPSG Threads
3/4" - 14 NPSG Threads
1/2" - 14 NPSG Threads

VM1 - VIBRATION DAMPER 1ST MODE

Field installed Pole Top damper designed to reduce pole top deflection or sway. VM1 is recommended for pole systems 25' and taller with a total EPA of 1.0 or less.

VM2 - VIBRATION DAMPER 2ND MODE

Factory installed, internal damper designed to alter pole resonance to reduce movement and material fatigue caused by 2nd mode vibration.

VM2SXX - VIBRATION DAMPER 2ND MODE

Field installed, internal damper designed to alter pole resonance to reduce movement and material fatigue caused by 2nd mode vibration.

VM2S08 - 8'
VM2S12 - 12'
VM2S16 - 16'
VM2S20 - 20'
VM2S24 - 24'

GFI - 20 AMP GFCI RECEPTACLE & COVER

Square Steel Pole
Standard hand hole frame
Adapter plate
Gasket
20 AMP GFCI
Wet Locations In-use Cover

MPB - MID POLE BRACKET

Square Steel Pole
Attachment stub 5" long welded to pole
2" pipe (non 4.25" tall)
Arm, 3" Sq. x 13.5" long ships separately

OPTION ORIENTATION

Follow the logic below when ordering location specific options. For each option, include its orientation (in degrees) and its height (in feet). Example: Option C07 should be ordered as: **SSS-H-20-40-A-TA-DB-C07-0-15** (.5" coupling on the handhole/arm side of pole, 15 feet up from the pole base) 1" spacing required between option. Consult factory for other configurations.

Bolt Square (Outer)
Bolt Square (Inner)
Bolt Circle (Outer)
Bolt Circle (Inner)

77°
90°
180°

For more information about pole vibration and vibration dampers, please consult https://info.hubbelloutdoor.com/content/products/literature/literature_files/Pole_Vib_Wind_Inward_Flyer_HLCS622.pdf
Due to our continued efforts to improve our products, product specifications are subject to change without notice.

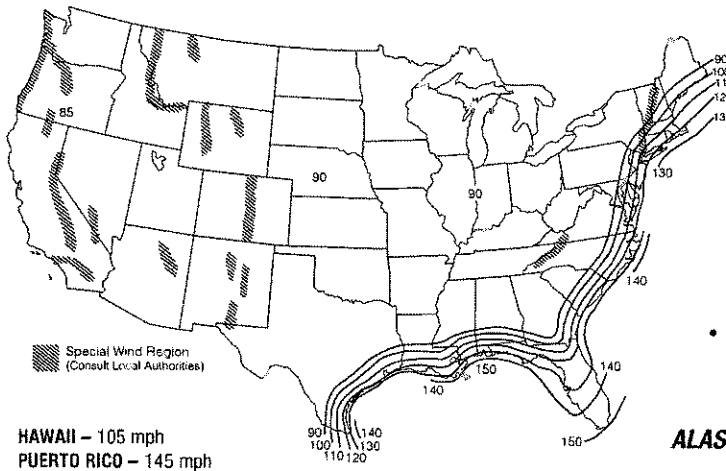


Job Name:
Messalonskee Track and Turf Field
Distributor: NEEDHAM BR51 (BANGOR)

Notes:

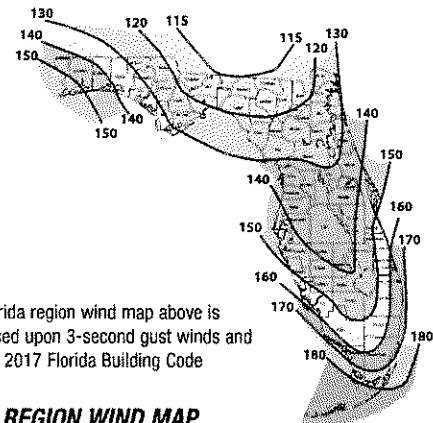
SLA18-38148

ASCE7-05 WIND MAP



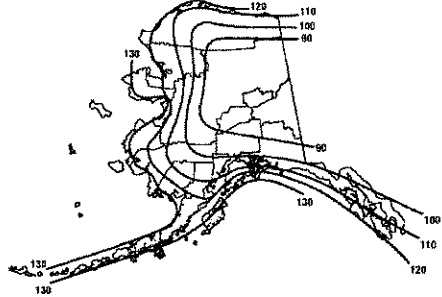
HAWAII – 105 mph
PUERTO RICO – 145 mph

FLORIDA REGION WIND MAP



• Florida region wind map above is based upon 3-second gust winds and the 2017 Florida Building Code

ALASKA REGION WIND MAP



ASCE 7-05 wind map EPA Load Rating - 3 second gust wind speeds
(Use for all locations except Florida)

Catalog Number	85	90	100	105	110	120	130	140	145	150
SSS-H-16-40-A	25.0	25.0	25.0	22.8	20.6	17.0	14.2	11.9	11.0	10.1
SSS-H-12-40-A	25.0	25.0	20.0	18.0	16.1	13.2	10.8	8.9	8.1	7.4
SSS-H-14-40-A	23.1	20.4	16.1	14.3	12.8	10.2	8.2	6.6	5.9	5.3
SSS-H-16-40-A	19.0	16.7	13.0	11.5	10.1	7.9	6.2	4.7	4.1	3.6
SSS-H-18-40-A	15.6	13.6	10.0	9.0	7.8	5.9	4.4	3.1	2.6	2.1
SSS-H-20-40-A	12.7	10.9	7.9	6.9	5.9	4.2	2.8	1.7	1.3	0.9
SSS-H-25-40-A	7.3	5.9	3.8	2.9	2.1	0.8	NR	NR	NR	NR
SSS-H-14-40-B	25.0	25.0	23.3	20.8	18.6	15.1	12.3	10.2	9.2	8.4
SSS-H-16-40-B	25.0	24.9	19.4	17.3	15.4	12.3	9.9	8.0	7.2	6.4
SSS-H-18-40-B	24.0	20.8	16.1	14.2	12.5	9.6	7.7	6.1	5.3	4.7
SSS-H-20-40-B	20.2	17.5	13.2	11.6	10.1	7.7	5.9	4.4	3.8	3.2
SSS-H-25-40-B	12.8	11.0	7.9	6.7	5.5	3.7	2.3	1.2	0.7	NR
SSS-H-30-40-B	8.0	6.8	4.1	3.1	2.2	0.6	NR	NR	NR	NR
SSS-H-16-50-B	25.0	25.0	25.0	25.0	24.6	20.1	16.5	13.6	12.3	11.2
SSS-H-18-50-B	25.0	25.0	25.0	22.9	20.4	16.4	13.2	10.7	9.6	8.6
SSS-H-20-50-B	25.0	25.0	21.3	18.9	16.7	13.2	10.4	8.1	7.2	6.3
SSS-H-25-50-B	20.7	17.8	13.3	11.5	9.9	7.2	5.0	3.3	2.6	1.9
SSS-H-30-50-B	13.5	11.3	7.7	6.2	4.9	2.8	1.1	NR	NR	NR
SSS-H-25-50-C	25.0	25.0	19.4	17.1	15.1	11.7	9.0	6.9	6.0	5.1
SSS-H-30-50-C	20.1	17.3	12.7	10.9	9.3	6.6	4.5	2.8	2.1	1.4
SSS-H-20-60-B	25.0	25.0	25.0	25.0	20.2	16.1	12.9	11.5	10.3	
SSS-H-25-60-B	25.0	25.0	20.6	18.0	15.6	11.8	8.7	6.2	5.2	4.2
SSS-H-30-60-B	21.4	18.1	12.9	10.7	8.8	5.7	3.3	1.3	NR	NR
SSS-H-35-60-B	14.0	11.3	6.9	5.2	3.6	1.0	NR	NR	NR	NR
SSS-H-40-60-B	8.1	5.8	2.2	nr	NR	NR	NR	NR	NR	NR
SSS-H-30-60-C	24.3	20.5	14.6	12.2	10.2	6.8	4.2	2.2	1.3	0.5
SSS-H-35-60-C	16.6	13.5	8.6	6.6	4.9	2.1	NR	NR	NR	NR
SSS-H-40-60-C	10.6	7.9	3.7	2.1	0.6	NR	NR	NR	NR	NR

Florida Building Code 2017 EPA Load Rating - 3 second gust wind speeds
(Use for Florida only)

Catalog Number	115	120	130	140	150	160	170	180
SSS-H-18-40-A	25.0	25.0	25.0	25.0	21.4	18.4	15.9	13.9
SSS-H-12-40-A	25.0	25.0	23.6	19.8	16.7	14.2	12.1	10.4
SSS-H-14-40-A	25.0	23.1	19.0	15.7	13.1	10.9	9.1	7.6
SSS-H-16-40-A	20.8	18.7	15.2	12.3	10.1	8.2	6.7	5.4
SSS-H-18-40-A	16.8	15.0	11.9	9.4	7.5	5.9	4.5	3.4
SSS-H-20-40-A	13.6	11.9	9.2	7.1	5.3	3.9	2.7	1.7
SSS-H-25-40-A	7.4	6.2	4.1	2.5	1.1	NR	NR	NR
SSS-H-14-40-B	25.0	23.6	19.4	16.1	13.4	11.2	9.4	7.8
SSS-H-16-40-B	21.4	19.2	15.6	12.7	10.4	8.5	6.9	5.6
SSS-H-18-40-B	17.2	15.4	12.2	9.7	7.7	6.1	4.7	3.6
SSS-H-20-40-B	13.9	12.3	9.5	7.3	5.5	4.1	2.9	1.9
SSS-H-25-40-B	7.7	6.4	4.3	2.6	1.3	NR	NR	NR
SSS-H-30-40-B	3.2	2.1	NR	NR	NR	NR	NR	NR
SSS-H-16-50-B	25.0	25.0	25.0	25.0	21.4	18.2	15.5	
SSS-H-18-50-B	25.0	25.0	25.0	24.4	20.4	17.0	14.2	11.9
SSS-H-20-50-B	25.0	25.0	24.4	19.9	16.3	13.4	11.0	8.9
SSS-H-25-50-B	21.8	19.3	15.0	11.5	8.8	6.5	4.7	3.1
SSS-H-30-50-B	13.7	11.7	8.2	5.5	3.3	1.5	NR	NR
SSS-H-25-50-C	21.8	19.3	15.0	11.5	8.8	6.5	4.7	3.1
SSS-H-30-50-C	13.7	11.7	8.2	5.5	3.3	1.5	NR	NR
SSS-H-20-60-B	25.0	25.0	25.0	21.9	17.8	14.5	11.7	9.4
SSS-H-25-60-B	23.8	20.9	16.1	12.3	9.2	6.6	4.5	2.8
SSS-H-30-60-B	14.6	12.3	8.4	5.3	2.8	0.8	NR	NR
SSS-H-35-60-B	7.5	5.6	2.4	NR	NR	NR	NR	NR
SSS-H-40-60-B	1.8	NR	NR	NR	NR	NR	NR	NR
SSS-H-30-60-C	14.6	12.3	8.4	5.3	2.8	0.8	NR	NR
SSS-H-35-60-C	7.5	5.6	2.4	NR	NR	NR	NR	NR
SSS-H-40-60-C	1.8	NR	NR	NR	NR	NR	NR	NR



HUBBELL Outdoor Lighting


Hubbell Outdoor Lighting • 701 Millennium Boulevard • Greenville, SC 29607 • Phone: 864-678-1000



HUBBELL Outdoor Lighting

Due to our continued efforts to improve our products, product specifications are subject to change without notice.

© 2015 HUBBELL OUTDOOR LIGHTING. All Rights Reserved • For more information visit our website: www.hubbelloutdoor.com • Printed in USA SSS-H POLES-SPEC 6/17

Submitted by Swaney Lighting	 Job Name: Messalonskee Track and Turf Field Distributor: NEEDHAM BR51 (BANGOR)	Catalog Number: SSSH20-40A-1-S2-BL Notes:	Type: D SGL SLA18-38148
------------------------------	---	--	---

NOTES

- Allowable EPA, to determine max pole loading weight, multiply allowable EPA by 30 lbs.
- The tables for allowable pole EPA are based on the ASCE 7-05 Wind Map or the Florida Region Wind Map for the 2010 Florida Building Code. The Wind Maps are intended only as a general guide and cannot be used in conjunction with other maps. Always consult local authorities to determine maximum wind velocities, gusting and unique wind conditions for each specific application
- Allowable pole EPA for jobsite wind conditions must be equal to or greater than the total EPA for fixtures, arms, and accessories to be assembled to the pole. Responsibility lies with the specifier for correct pole selection. Installation of poles without luminaires or attachment of any unauthorized accessories to poles is discouraged and shall void the manufacturer's warranty
- Wind speeds and listed EPAs are for ground mounted installations. Poles mounted on structures (such as bridges and buildings) must consider vibration and coefficient of height factors beyond this general guide. Consult local and federal standards
- Wind Induced Vibration brought on by steady, unidirectional winds and other unpredictable aerodynamic forces are not included in wind velocity ratings. Consult Hubbell Lighting's Pole Vibration Application Guide for environmental risk factors and design considerations. http://www.hubbelloutdoor.com/content/downloads/for_specifier/Pole_Wind_Induced_Vib.pdf
- Extreme Wind Events like, Hurricanes, Typhoons, Cyclones, or Tomadoes may expose poles to flying debris, wind shear or other detrimental effects not included in wind velocity ratings

Due to our continued efforts to improve our products, product specifications are subject to change without notice.



HUBBELL Outdoor Lighting

Hubbell Outdoor Lighting • 701 Millennium Boulevard • Greenville, SC 29607 • Phone: 864-678-1000

Due to our continued efforts to improve our products, product specifications are subject to change without notice.



HUBBELL Outdoor Lighting

© 2015 HUBBELL OUTDOOR LIGHTING. All Rights Reserved • For more information visit our website: www.hubbelloutdoor.com • Printed in USA SSS-H POLES-SPEC 6/17

CIMARRON LED	Cat.# Job	Type	HUBBELL Outdoor Lighting
			Approvals

SPECIFICATIONS

Construction:

- Stylish vertically finned die-cast solid top housing for maximum heat dissipation; Stops collection of unsightly debris from gathering on top of the housing
- Rugged lower die-cast aluminum heat sink accelerates thermal management and optimizes PCB and optical performance
- Separate optical and electrical compartment for optimum component operation
- One piece die cut silicone gasket ensures weather proof seal around each individual LED for IP65 rating
- Backlight Control (BC) option available for 85% spill light reduction, doesn't change fixture appearance or EPA, recommended for Type III and Type IV distributions
- Stamped bezel provides mechanical compression to seal the optical assembly
- Complements the Hubbell Southwest series of outdoor fixtures
- Weight - 45.0 pounds, EPA - 1.3 ft³
- Suitable for applications requiring 3G testing prescribed by ANSI C136.31

Optics:

- Choice of 72 high brightness LED configurations with individual acrylic lenses specially designed for IES Type II, III, IV and V distributions
- Auto optics designed for front row 1A and interior rows 2A (see distribution under ordering and page 2)
- CCT: 3000K (80 CRI), 4000K (70 CRI), 5000K (70 CRI), and turtle friendly Amber LED options

Electrical:

- Universal input voltage 120-277 VAC, 50/60 Hz
- Integral step-down transformer for 347V & 480V
- Ambient operating temperature -40° C to 40° C
- Automatic thermal self-protection
- Drivers have greater than 90% power factor and less than 10% THD
- Optional continuous dimming to 10% or dual circuitry available

- LED drivers have output power over-voltage, over-current protection and short circuit protection with auto recovery
- 1050 mA driver available with 90L configuration for increased lumen output
- LED electrical assembly, including PR devices, consumes no power in the 'off' state
- Surge protection - 20KA; Turns fixture off at end of life; Includes LED for end of life indication (see surge suppressor page 4)

Controls:

- Drivers are 0-10V dimming standard. Photocell, occupancy sensor and wireless controls available for complete on/off and dimming control

Lumen maintenance:

- L90 at 60,000 hours (Projected per IESNA TM-21-11)

Installation:

- Two die-cast aluminum arm designs: The decorative arm offers a sleek upswept look while the straight arm follows the housing's contoured lines for continuity of style
- Fixture ships with arm installed for ease of installation and mounts to #2 drill pattern
- Wall bracket, mast arm fitter and pole accessories are also available allowing easy mounting for virtually any application

Finish:

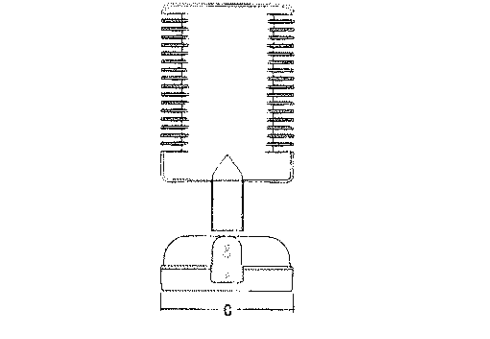
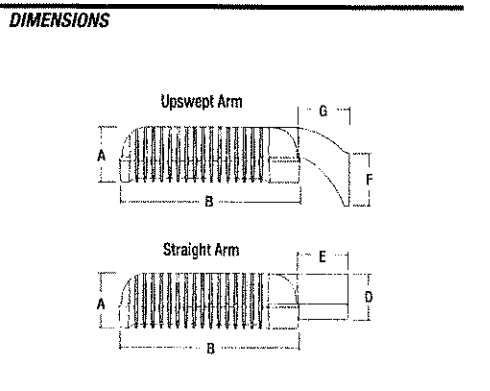

- TGIC thermoset polyester powder paint finish applied at nominal 2.5 mil thickness

Warranty:

Five year limited warranty (for more information visit: <http://www.hubbelloutdoor.com/resources/warranty/>)

Listings:

- Listed to UL1598 and CSA C22.2#250.0-24 for wet locations
- Models meet DesignLights Consortium (DLC) qualifications, consult DLC website for more details: <http://www.designlights.org/QPL>
- IDA approved • IP65



A	B	C	D	E	F	G
6 3/4"	21 3/4"	16"	6 5/8"	6 5/16"	5 5/8"	6 1/8"
171mm	552mm	406mm	168mm	160mm	143mm	155mm

CERTIFICATIONS/LISTINGS

UL US DLC Turtle Friendly IESNA
*3000K and warmer CCTs only

ORDERING INFORMATION SEE NEXT PAGE

HUBBELL
 Outdoor Lighting

Hubbell Outdoor Lighting • 701 Millennium Boulevard • Greenville, SC 29607 • Phone: 864-678-1000
 Due to our continued efforts to improve our products, product specifications are subject to change without notice.
 © 2018 HUBBELL OUTDOOR LIGHTING. All Rights Reserved • For more information visit our website: www.hubbelloutdoor.com • Printed in USA CL1LED-SPEC August 7, 2018 9:45 AM

Job Name:
Messalonskee Track and Turf Field
Distributor: NEEDHAM BR51 (BANGOR)

Notes:

SLA18-38148

ORDERING INFORMATION ORDERING EXAMPLE: CL1-A-90LU-5K-3-DB-RPA3

CL1	-		-		-		-		-		-	
SERIES	NO. OF LEDs	VOLTAGE	CCT	DRIVE CURRENT	OPTIONS							
GL1 Cimmron LED	90L 90 High brightness LEDs 60L 60 High brightness LEDs 30L 30 High brightness LEDs	U¹ Universal 120V-277V, 50/60 Hz 1 120V 2 208V 3 240V 4 277V 5 480V, 60 Hz F 347V, 60 Hz E ⁴ 220V, 50 Hz	3K 3000K 4K 4000K 5K 5000K AM⁴ Amber (590 nm available for "Turtle Friendly" applications (consult factory))	Leave blank for 700mA (standard) 035 350mA Amber CCT only 105 1050 mA (Not for use with 30L.)	BC³ Backlight control CD Continuous dimming WB Wall bracket RPA3 3" Round pole adapter RPA4 4" Round pole adapter RPA5 5" Round pole adapter RPA6 6" Round pole adapter F(X)² Fusing (replace X with voltage: 1-120V, 2-208V, 3-240V, 4-277V, 5-480V, F-347V) VG Vandal guard 7PR Photocell receptacle (7-pin ANSI C136.41—2013 receptacle for use with standard Twist-Lock® photo controls, shunting caps, and ANSI C136.41 external wireless control devices. Select SCL option to add occupancy sensing capability when using with compatible external wireless devices.							
MOUNTING		DISTRIBUTION		COLOR								
A Arm mount construction (6" straight rigid arm included & acceptable for 90° configurations) AD Decorative arm mount const. (6" decorative upswept arm incl. & acceptable for 90° configurations) MAF Mast arm fitter for mounting to standard 2 3/8" mast arm bracket, includes 6" straight rigid arm		2 Type II 3 Type III 4 Type IV 5M Type V Medium 5S Type V Short 5W Type V Wide 2L Type II Rotated 90° left 3L Type III Rotated 90° left 4L Type IV Rotated 90° left 2R Type II Rotated 90° right 3R Type III Rotated 90° right 4R Type IV Rotated 90° right 1A Auto Front Row Type I 1AR Auto Front Row Type I Rotated 90° right 1AL Auto Front Row Type I Rotated 90° left 2A Auto Front Row Type II 2AR Auto Front Row Type II Rotated 90° right 2AL Auto Front Row Type II Rotated 90° left		DB Dark Bronze BL Black WH White GR Gray PS Platinum Silver CC Custom Color								

- Notes: 1 - Fuse option not available with universal voltage
2 - Select F3 fusing option for 220V
3 - Recommended for Type III and IV distributions only
4 - Available in 350mA drive current only Type IV, 5M
5 - 0-10V fully adjustable dimming with automatic daylight calibration and different time delay settings, must order minimum of one SCP-REMOTE control to program dimming settings (see accessories)
6 - Not available with AD arm
7 - Not available with WIR or WIRSC
8 - Not available with SCO, SCL, or SCP
9 - Specify mounting height, 8 = 8' or less, 40 = 40'
10 - Specify group and zone. See SiteSync product page
www.hubbelllighting.com/controls/sitesync for more details
11 - Not available in 90L-700mA, or 1050mA versions

Accessories and Services (Ordered Separately)

Catalog Number	Description
SCP-REMOTE	Remote Control for SCP/_F option. Order at least one per project to program and control the occupancy sensor
SWUSB*	SiteSync interface software loaded on USB flash drive for use with owner supplied PC (Windows based only). Includes SiteSync license, software and USB radio bridge node
SWTAB*	Windows tablet and SiteSync interface software. Includes tablet with pre-loaded software, SiteSync license and USB radio bridge node.
SWBRG	SiteSync USB radio bridge node only. Order if a replacement is required or if an extra bridge node is requested.
SW7PR*	SiteSync 7 Pin on fixture module On/Off/Dim, Daylight Sensor 120-480VAC

* When ordering SiteSync at least one of these two interface options must be ordered per project.
+ Available as a SiteSync retrofit solution for fixtures with an existing 7pin receptacle.

Hubbell Control Solutions - Accessories (sold separately)

Catalog Number	Description	HCS System
NXOFM-1R1D-UNV	On-fixture Module (7-pin), On / Off / Dim, Daylight Sensor with HubNET Radio and Bluetooth® Radio, 120-480VAC	NX Distributed Intelligence™
WIR-RME-L	On-fixture Module (7-pin or 5-pin), On / Off / Dim, Daylight Sensor with wISCAPE Radio, 110-480VAC	wISCAPE® Lighting Control

For additional information related to these accessories please visit www.hubbellcontrol.com. Options provided for use with integrated sensor, please view specification sheet ordering information table for details.

SiteSync 7-Pin Module



SW7PR

- SiteSync Features in a new form
- Available as an accessory for new construction or retrofit applications (with existing 7-Pin receptacle)
- Available on all products that have a 7-Pin receptacle
- Does not interface with occupancy sensors



HUBBELL
Outdoor Lighting

Hubbell Outdoor Lighting • 701 Millennium Boulevard • Greenville, SC 29607 • Phone: 864-678-1000
Due to our continued efforts to improve our products, product specifications are subject to change without notice.



HUBBELL
Lighting

© 2018 HUBBELL OUTDOOR LIGHTING. All Rights Reserved • For more information visit our website: www.hubbelloutdoor.com • Printed in USA CL1LED-SPEC August 7, 2018 5:45 AM



Job Name:
Messalonskee Track and Turf Field
Distributor: NEEDHAM BR51 (BANGOR)

Catalog Number:
CL1-A-60LU-4K-3-BL

Notes:

Type:
D DBL

SLA18-38148

ENERGY SAVING DATA

#LEDS	DRIVE CURRENT	SYSTEM WATTS		DIST. TYPE	5K (5000K nominal, 70 CRI)									4K (4000K nominal, 70 CRI)									3K (3000K nominal, 70 CRI)								
		120-277V	347-480V		LUMENS	LPW	B	U	G	LUMENS	LPW	B	U	G	LUMENS	LPW	B	U	G												
30	700 mA	70W	80W	1A	8244	118	1	0	1	8162	117	1	0	1	6775	97	1	0	1												
				2A	8202	117	1	0	1	8121	116	1	0	1	6740	96	1	0	1												
				2	7715	110	2	0	3	7639	109	2	0	2	6340	91	2	0	2												
				3	7712	110	2	0	2	7635	109	2	0	2	6371	91	1	0	2												
				4	7803	111	1	0	2	7726	110	1	0	2	6412	92	1	0	2												
				SS	8374	120	3	0	0	8291	118	3	0	0	6882	98	3	0	0												
				5M	7940	113	3	0	1	7862	112	3	0	1	6525	93	3	0	1												
				5W	7667	110	3	0	2	7591	108	3	0	2	6301	90	3	0	2												
				1A	16171	120	1	0	2	16011	119	1	0	1	13289	98	1	0	1												
				2A	16088	119	1	0	2	15829	118	1	0	2	13221	98	1	0	2												
2	15134	112	3	0	3	14984	111	3	0	3	12437	92	3	0	3																
3	15127	112	3	0	3	14977	111	3	0	3	12498	93	2	0	3																
4	15306	113	2	0	3	15154	112	2	0	3	12578	93	2	0	3																
5S	18426	122	4	0	0	18263	120	4	0	0	13498	100	4	0	0																
5M	15975	115	4	0	2	15421	114	4	0	2	12799	95	3	0	2																
5W	15040	111	4	0	3	14891	110	4	0	3	12360	92	4	0	3																
1A	21139	96	2	0	2	20929	95	2	0	2	17371	79	2	0	2																
2A	21030	96	2	0	2	20822	95	2	0	2	17282	79	2	0	2																
2	19783	90	4	0	5	19587	89	3	0	5	16257	74	3	0	5																
3	19774	90	3	0	4	19578	89	3	0	4	16250	74	3	0	4																
4	20007	91	3	0	5	19809	90	3	0	5	16442	75	3	0	5																
5S	21471	98	5	0	0	21259	97	5	0	0	17645	80	5	0	0																
5M	20359	93	5	0	3	20158	92	5	0	3	16731	76	5	0	3																
5W	19660	89	5	0	4	19465	88	5	0	4	16156	73	5	0	4																
1A	23781	116	2	0	2	23546	115	2	0	2	19543	95	2	0	2																
2A	23659	115	2	0	2	23425	114	2	0	2	19443	95	2	0	2																
2	22255	109	3	0	4	22035	107	3	0	4	18289	89	3	0	4																
3	22246	109	3	0	4	22026	107	3	0	4	18379	90	3	0	3																
4	22509	110	3	0	4	22266	109	3	0	4	18497	90	2	0	4																
5S	24156	118	5	0	0	23916	117	5	0	0	19651	97	4	0	0																
5M	22965	112	4	0	2	22678	111	4	0	2	18823	92	4	0	2																
5W	22117	108	5	0	3	21899	107	5	0	3	18176	89	5	0	3																
1A	31708	98	2	0	2	31394	97	2	0	2	26057	80	2	0	2																
2A	31545	97	2	0	2	31233	96	2	0	2	25923	80	2	0	2																
2	29674	91	4	0	5	29380	90	3	0	5	24385	75	3	0	4																
3	28661	91	3	0	4	28367	90	3	0	4	24505	75	3	0	4																
4	30011	92	3	0	5	29714	91	3	0	5	24663	76	3	0	4																
5S	32207	98	5	0	0	31888	98	6	0	0	26467	81	5	0	0																
5M	30539	94	5	0	3	30237	93	5	0	3	25097	77	4	0	2																
5W	29490	91	5	0	4	29198	90	5	0	4	24234	75	5	0	4																

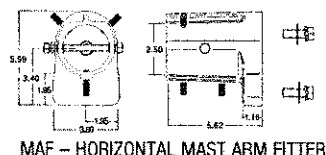
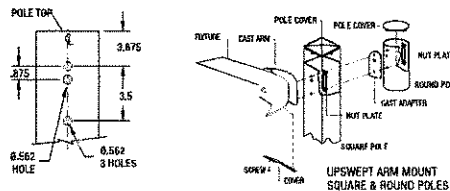
Amber					Drive Current	SYSTEM WATTS	
LUMENS	LPW	B	U	G		120-277V	#LEDS
2488		0	0	1	350 mA	135W	60
2533		2	0	1			
3558		1	0	1	350 mA	205W	90
3596		2	0	1			

ACCESSORIES/REPLACEMENT PARTS - Order Separately

Catalog Number	Description
CR-RPA3-XX'	Round pole adapter for straight arm (3/4" - 3/4")
CR-RPA4-XX'	Round pole adapter for straight arm (3/4" - 4 1/2")
CR-RPA5-XX'	Round pole adapter for straight arm (5")
CR-RPA6-XX'	Round pole adapter for straight arm (6")
CRD-RPA2-XX'	Round pole adapter for upswept arm (2 1/4" - 3 1/8")
CRD-RPA3-XX'	Round pole adapter for upswept arm (3 1/4" - 3 3/4")
CRD-RPA4-XX'	Round pole adapter for upswept arm (3 3/4" - 4 1/2")
CRD-RPA5-XX'	Round pole adapter for upswept arm (5")
CRD-RPA6-XX'	Round pole adapter for upswept arm (6")
WB-AREA-XX'	Wall bracket
TPLB-XX'	Twin parallel luminaire bracket
MAF-CL-XX'	Horizontal mast arm fitter for 2 3/8" OD arm. Mounts to standard 6" arm (ordered with fixture)

Catalog Number	Description
SCP-REMOTE*	Remote control for SCP option. Order at least one per project to program and control.
SWUSB*	SiteSync interface software loaded on USB flash drive for use with owner supplied PC (Windows based only). Includes SiteSync license, software and USB radio bridge node.
SWTAB*	Windows tablet and SiteSync interface software. Includes tablet with preloaded software, SiteSync license and USB radio bridge node.
SWBRG+	SiteSync USB radio bridge node only. Order if a replacement is required or if an extra bridge node is requested.
93052458	20KA surge protection with an end of life LED indicator

- 1 - Replace XX with color choice, eg. DB for Dark Bronze
- 2 - When ordering poles, specify Pole Drill Pattern #2
- 3 - Fixture must include standard 6" arm



#2 DRILL PATTERN FOR POLES

MAF - HORIZONTAL MAST ARM FITTER



Hubbell Outdoor Lighting • 701 Millennium Boulevard • Greenville, SC 29607 • Phone: 864-678-1000
 Due to our continued efforts to improve our products, product specifications are subject to change without notice.
 © 2017 HUBBELL OUTDOOR LIGHTING, All Rights Reserved • For more information visit our website: www.hubbelloutdoor.com • Printed in USA CL1LED-SPEC August 7, 2016 9:45 AM



Submitted by Swaney Lighting



Job Name:
Messalonskee Track and Turf Field
Distributor: NEEDHAM BR51 (BANGOR)

Catalog Number:
CL1-A-60LU-4K-3-BL

Notes:

Type:
D DBL

SLA18-38148

MOUNTING ACCESSORIES

Catalog Number	Description
ARM-CL-K-TA-XX ¹	Adjustable mounting arm for single fixture (2-3/8 tenon) – 5 lbs. 2.3 kgs.
ARM-CL-TK-TA-XX ¹	Adjustable mounting arm for two fixtures at 180° (2-3/8 tenon) – 7 lbs. 3.2 kgs.
ARM-CL-K-S-XX ¹	10" adjustable arm – .5 lbs. .05 kgs. – 5.75 lbs. 2.6 kgs.

¹ Replace XX with color choice, eg.: DB for Dark Bronze
² Fixture must include standard 6" straight arm



TENON TOP POLE BRACKET ACCESSORIES

(2 3/8" OD tenon) (RSS version requires 4" round pole adapter)

Catalog Number	Description
SETA2-XX ¹	Square pole tenon adapter (4 at 90 degrees)
RETA2-XX ¹	Round pole tenon adapter (4 at 90 degrees)
TETA-XX ¹	Hexagonal pole tenon adapter (3 at 120 degrees)

¹ Replace XX with color choice, eg.: DB for Dark Bronze

PHOTOCONTROL EQUIPMENT

Catalog Number	Description
PTL-1	Photocontrol - twist-lock cell (120V)
PTL-8	Photocontrol - twist-lock cell (120-277V)
PTL-5	Photocontrol - twist-lock cell (480V)
PTL-6	Photocontrol - twist-lock cell (347V)
PSC	Shorting cap - twist-lock

AUTOMOTIVE DEALERSHIP OPTICS


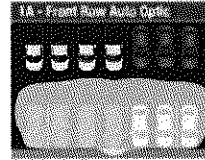
For Automotive Dealership applications Spaulding Lighting has developed two optics designed for enhanced and proper lighting of the auto dealership merchandise and the front row 1A and interior rows 2A (See CL1 distribution information for details)

Optic 1A

- Maximum illumination on front row display
- Maximum pole spacing

Optic 2A

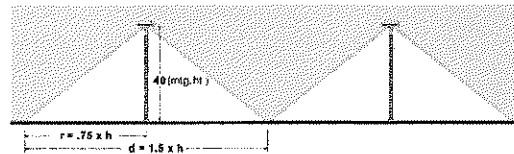
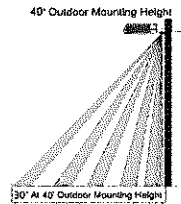
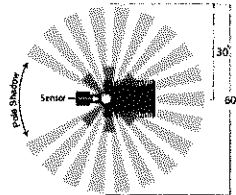
- Excellent front row illumination and drive lane
- Optimal uniformity for drive lane and interior rows



MOTION CONTROLS

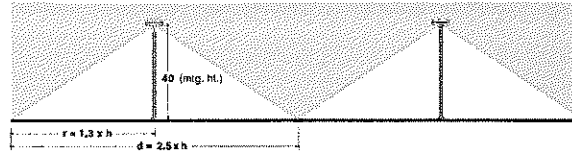
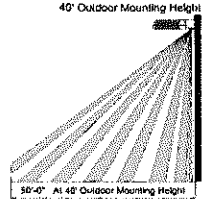
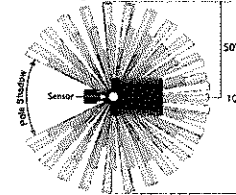
- Start up delay from initial motion detection to fixture illumination is approximately 1-2 seconds
- Vehicle detection is possible however less reliable than human detection; Vehicle detection is dependent upon the following: rate of speed, mounting height of luminaire and vehicle temperature

SCP - Designed for intermediate coverage area



Note: Extreme heat or cold temperatures may limit detection.

SCPW - Designed for widest coverage area



Note: Extreme heat or cold temperatures may limit detection.

SURGE PROTECTION

- Field replaceable surge protection device (SPD) provides 20KA and 10KV protection meeting ANSI/IEEE C62.41.2 Category C High and Surge Location Category C3
- The SPD is designed with a clamping voltage of 1600V at 20KA using industry standard 8/20µs waveform
- Max surge current = 20,000 Amps (see table)
- LED Indicator – Green LED is unlit at end of life

Pulse Rating (8 x 20 µSec)		cRILus		CE	
Strikes	Surge	I _n	10KA	5KA	
1	20,000 A				
2	15,000 A				
15	10,000 A				
120	3,000 A				



Hubbell Outdoor Lighting • 701 Millennium Boulevard • Greenville, SC 29607 • Phone: 864-678-1000
Due to our continued efforts to improve our products, product specifications are subject to change without notice.
© 2018 HUBBELL OUTDOOR LIGHTING, All Rights Reserved • For more information visit our website: www.hubbelloutdoor.com • Printed in USA CL1LED-SPEC August 7, 2018 9:45 AM



Submitted by Swaney Lighting



Job Name:
Messalonskee Track and Turf Field
Distributor: NEEDHAM BR51 (BANGOR)

Catalog Number:
SSSH20-40A-2-S2-BL

Notes:

Type:
D DBL

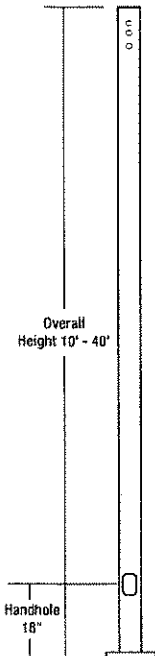
SLA18-38148

**SSS-H SERIES
POLES**
SQUARE STRAIGHT STEEL

Cat.#	
Job	Type

HUBBELL Outdoor Lighting

Approvals



APPLICATIONS

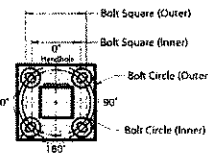
- Lighting installations for side and top mounting of luminaires with effective projected area (EPA) not exceeding maximum allowable loading of the specified pole in its installed geographic location

CONSTRUCTION

- **SHAFT:** One-piece straight steel with square cross section, flat sides and minimum 0.23" radius on all corners; Minimum yield of 46,000 psi (ASTM-A500, Grade B); Longitudinal weld seam to appear flush with shaft side wall; Steel base plate with axial bolt circle slots welded to pole shaft having minimum yield of 36,000 psi (ASTM A36)
- **BASE COVER:** Two-piece square aluminum base cover included standard
- **POLE CAP:** Pole shaft supplied with removable cover when applicable; Tenon and post-top configurations also available
- **HAND HOLE:** Rectangular 3x5 steel hand hole frame (2.38" x 4.38" opening); Mounting provisions for grounding lug located behind gasketed cover
- **ANCHOR BOLTS:** Four galvanized anchor bolts provided per pole with minimum yield of 55,000 psi (ASTM F1554). Galvanized hardware with two washers and two nuts per bolt for leveling

FINISH

- Durable thermoset polyester powder coat paint finish with nominal 3.0 mil thickness
- Powder paint prime applied over "white metal" steel substrate cleaned via mechanical shot blast method
- Decorative finish coat available in seven standard colors; Custom colors available; RAL number preferable; Internal protective coating available



POLE CAP	TENON	BASE COVER	BASE DETAIL

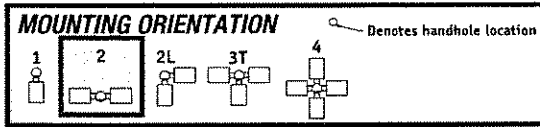
ORDERING INFORMATION

ORDERING EXAMPLE:

SSS-H - 25 - 40 - A/B/C - 2L - S2 - DB - UL

Reference page 2 for available configurations

SERIES	HEIGHT	SHAFT	THICKNESS	MOUNTING	DRILL PATTERN	FINISH	OPTIONS
SSS-H Square Straight Steel Pole Hubbell Outdoor	Reference page 2 Ordering matrix	Reference page 2 Ordering matrix	Reference page 2 Ordering matrix	1 Single arm mount 2 Two fixtures at 180° 2L Two fixtures at 90° 3T Three fixtures at 90° 4 Four fixtures at 90°	S2 #2 2 bolt 3.5" pattern	DB Dark Bronze Textured BL Black Textured WH White Textured GR Gray Textured PS Platinum Silver Smooth CC Custom Color	HSC Internal Coating (Hubbell Seal) GFI ² 20 Amp GFCI Receptacle and Cover EHH ¹ Extra Handhole C05 ² .5" Coupling C07 ² .75" Coupling C20 ² 2" Coupling MPB ³ Mid-pole Luminaire Bracket VM2 2nd mode vibration damper LAB Less Anchor Bolts UL UL Certified



ACCESSORIES- Order Separately

Catalog Number	Description
VM1 ¹	1st mode vibration damper
VM2SXX	2nd mode vibration damper

- 1 Removable tenon used in conjunction with side arm mounting. First specify desired arm configuration followed by the "TR" notation. Example: SSS-H-25-40-A-1-S2-TR-DB
- 2 Specify option location using logic found on page 2 (Option Orientation)
- 3 VM1 recommended on poles 20' and taller with EPA of less than 1.



Hubbell Outdoor Lighting • 701 Millennium Boulevard • Greenville, SC 29607 • Phone: 864-678-1000

Due to our continued efforts to improve our products, product specifications are subject to change without notice.

© 2015 HUBBELL OUTDOOR LIGHTING. All Rights Reserved • For more information visit our website: www.hubbelloutdoor.com • Printed in USA SSS-H POLES-SPED 6/17



ORDERING INFORMATION Cont.

Catalog Number	Height		Nominal Shaft Dimensions	Wall Thickness	Bolt Circle (suggested)	Bolt Circle (range)	Bolt Square (range)	Base Plate Square	Anchor bolt size	Bolt Projection	Pole weight
	Feet	Meters									
SSS-H-10-40-A-XX-XX	10	3.0	4" square	0.125"	8"	8" - 10"	5.66" - 7.07"	9"	3/4" x 30" x 3"	3.5	77
SSS-H-12-40-A-XX-XX	12	3.7	4" square	0.125"	9"	8" - 10"	5.66" - 7.07"	9"	3/4" x 30" x 3"	3.5	90
SSS-H-14-40-A-XX-XX	14	4.3	4" square	0.125"	9"	8" - 10"	5.66" - 7.07"	9"	3/4" x 30" x 3"	3.5	103
SSS-H-16-40-A-XX-XX	16	4.9	4" square	0.125"	9"	8" - 10"	5.66" - 7.07"	9"	3/4" x 30" x 3"	3.5	116
SSS-H-18-40-A-XX-XX	18	5.5	4" square	0.125"	9"	8" - 10"	5.66" - 7.07"	9"	3/4" x 30" x 3"	3.5	129
SSS-H-20-40-A-XX-XX	20	6.1	4" square	0.125"	9"	8" - 10"	5.66" - 7.07"	9"	3/4" x 30" x 3"	3.5	142
SSS-H-25-40-A-XX-XX	25	7.6	4" square	0.125"	9"	8" - 10"	5.66" - 7.07"	9"	3/4" x 30" x 3"	3.5	175
SSS-H-14-40-B-XX-XX	14	4.3	4" square	.188"	11"	10" - 12"	7.07" - 8.48"	10.50"	3/4" x 30" x 3"	3.5	152
SSS-H-16-40-B-XX-XX	16	4.9	4" square	.188"	11"	10" - 12"	7.07" - 8.48"	10.50"	3/4" x 30" x 3"	3.5	171
SSS-H-18-40-B-XX-XX	18	5.5	4" square	.188"	11"	10" - 12"	7.07" - 8.48"	10.50"	3/4" x 30" x 3"	3.5	190
SSS-H-20-40-B-XX-XX	20	6.1	4" square	.188"	11"	10" - 12"	7.07" - 8.48"	10.50"	3/4" x 30" x 3"	3.5	209
SSS-H-25-40-B-XX-XX	25	7.6	4" square	.188"	11"	10" - 12"	7.07" - 8.48"	10.50"	3/4" x 30" x 3"	3.5	267
SSS-H-30-40-B-XX-XX	30	9.1	4" square	.188"	11"	10" - 12"	7.07" - 8.48"	10.50"	3/4" x 30" x 3"	3.5	304
SSS-H-16-50-B-XX-XX	16	4.9	5" square	.188"	11"	10.25" - 13.25"	7.25" - 9.37"	11.50"	1" x 36" x 4"	4.5	218
SSS-H-18-50-B-XX-XX	18	5.5	5" square	.188"	11"	10.25" - 13.25"	7.25" - 9.37"	11.50"	1" x 36" x 4"	4.5	243
SSS-H-20-50-B-XX-XX	20	6.1	5" square	.188"	11"	10.25" - 13.25"	7.25" - 9.37"	11.50"	1" x 36" x 4"	4.5	267
SSS-H-25-50-B-XX-XX	25	7.6	5" square	.188"	11"	10.25" - 13.25"	7.25" - 9.37"	11.50"	1" x 36" x 4"	4.5	327
SSS-H-30-50-B-XX-XX	30	9.1	5" square	.188"	11"	10.25" - 13.25"	7.25" - 9.37"	11.50"	1" x 36" x 4"	4.5	387
SSS-H-25-50-C-XX-XX	25	7.6	5" square	.25"	11"	10.25" - 13.25"	7.25" - 9.37"	11.50"	1" x 36" x 4"	4.5	427
SSS-H-30-50-C-XX-XX	30	9.1	5" square	.25"	11"	10.25" - 13.25"	7.25" - 9.37"	11.50"	1" x 36" x 4"	4.5	507
SSS-H-20-60-B-XX-XX	20	6.1	6" square	.188"	12"	11.00" - 13.25"	7.81" - 9.37"	12.25"	1-1/4" x 42" x 6"	5.0	329
SSS-H-25-60-B-XX-XX	25	7.6	6" square	.188"	12"	11.00" - 13.25"	7.81" - 9.37"	12.25"	1-1/4" x 42" x 6"	5.0	404
SSS-H-30-60-B-XX-XX	30	9.1	6" square	.188"	12"	11.00" - 13.25"	7.81" - 9.37"	12.25"	1-1/4" x 42" x 6"	5.0	479
SSS-H-35-60-B-XX-XX	35	10.7	6" square	.188"	12"	11.00" - 13.25"	7.81" - 9.37"	12.25"	1-1/4" x 42" x 6"	5.0	554
SSS-H-40-60-B-XX-XX	40	12.2	6" square	.188"	12"	11.00" - 13.25"	7.81" - 9.37"	12.25"	1-1/4" x 42" x 6"	5.0	629
SSS-H-30-60-C-XX-XX	30	9.1	6" square	.25"	12"	11.00" - 13.25"	7.81" - 9.37"	12.25"	1-1/4" x 42" x 6"	5.0	614
SSS-H-35-60-C-XX-XX	35	10.7	6" square	.25"	12"	11.00" - 13.25"	7.81" - 9.37"	12.25"	1-1/4" x 42" x 6"	5.0	712
SSS-H-40-60-C-XX-XX	40	12.2	6" square	.25"	12"	11.00" - 13.25"	7.81" - 9.37"	12.25"	1-1/4" x 42" x 6"	5.0	809

NOTE: Factory supplied template must be used when setting anchor bolts. Hubbell Lighting will deny any claim for incorrect anchorage placement resulting from failure to use factory supplied template and anchor bolts.

<p>EHH - EXTRA HANDHOLE</p> <p>Provision for Grounding</p>	<p>C05 - C07 - C20 - COUPLING</p> <p>2" - 11.5 NPSG Threads 3/4" - 14 NPSG Threads 1/2" - 14 NPSG Threads</p>	<p>VM1 - VIBRATION DAMPER 1ST MODE</p> <p>Field Installed Pole Top damper designed to reduce pole top deflection or sway. VM1 is recommended for pole systems 25' and taller with a total EPA of 1.0 or less.</p>	<p>VM2 - VIBRATION DAMPER 2ND MODE</p> <p>Factory Installed, internal damper designed to alter pole resonance to reduce movement and material fatigue caused by 2nd mode vibration.</p>	<p>VM2SXX - VIBRATION DAMPER 2ND MODE</p> <p>VM2508 - 8' VM2512 - 12' VM2516 - 16' VM2520 - 20' VM2524 - 24'</p> <p>Field Installed, internal damper designed to alter pole resonance to reduce movement and material fatigue caused by 2nd mode vibration.</p>
---	--	--	--	--

<p>GFI - 20 AMP GFCI RECEPTACLE & COVER</p> <p>Wet Locations In-use Cover</p>	<p>MPB - MID POLE BRACKET</p> <p>Attachment stub 5' long welded to pole 2" pipe tenon 4.25" tall Arm, 3" Sq. x 13.5" long ships separately</p>	<p>OPTION ORIENTATION</p> <p>Follow the logic below when ordering location specific options. For each option, include its orientation (in degrees) and its height (in feet). Example: Option C07 should be ordered as: SSS-H-20-40-A-TA-DB-C07-0-15 (5" coupling on the handhole/arm side of pole, 15 feet up from the pole base) 1" spacing required between option. Consult factory for other configurations.</p> <p>Bolt Square (Outer) Bolt Square (Inner) Bolt Circle (Outer) Bolt Circle (Inner)</p>
--	---	--

For more information about pole vibration and vibration dampers, please consult www.hubbelloutdoor.com/contact/products/structure/literature_files/pole_wind_induced_freq_HL_080423.pdf. Due to our continued efforts to improve our products, product specifications are subject to change without notice.

Submitted by Swaney Lighting



Job Name:
Messalonskee Track and Turf Field
Distributor: NEEDHAM BR51 (BANGOR)

Catalog Number:
SSSH20-40A-2-S2-BL

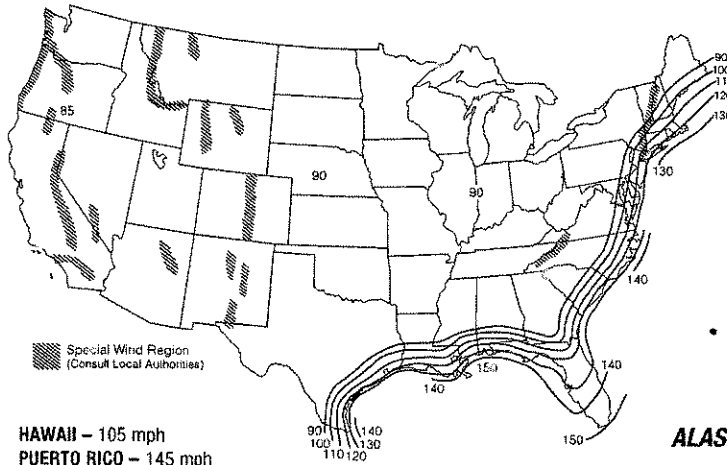
Notes:

Type:

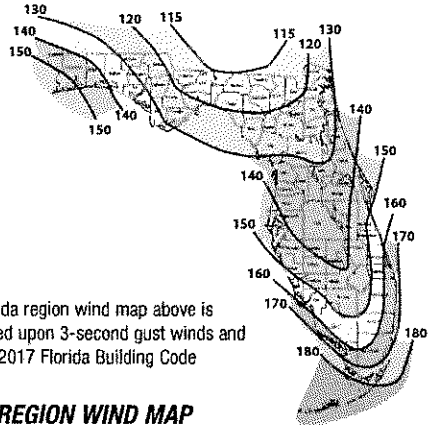
D DBL

SLA18-38148

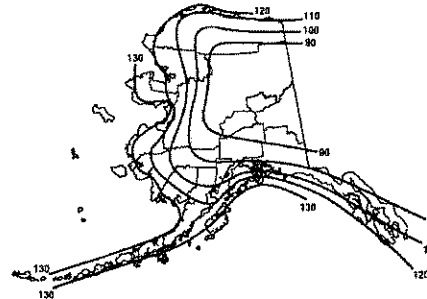
ASCE7-05 WIND MAP



FLORIDA REGION WIND MAP



ALASKA REGION WIND MAP



ASCE 7-05 wind map EPA Load Rating - 3 second gust wind speeds
(Use for all locations except Florida)

Catalog Number	85	90	100	105	110	120	130	140	145	150
SSS-H-10-40-A	25.0	25.0	25.0	22.8	20.6	17.0	14.2	11.9	11.0	10.1
SSS-H-12-40-A	25.0	25.0	20.0	18.0	16.1	13.2	10.8	8.9	8.1	7.4
SSS-H-14-40-A	23.1	20.4	16.1	14.3	12.8	10.2	8.2	6.6	5.9	5.3
SSS-H-16-40-A	19.0	16.7	13.0	11.5	10.1	7.9	6.2	4.7	4.1	3.6
SSS-H-18-40-A	15.6	13.6	10.0	9.0	7.8	5.9	4.4	3.1	2.6	2.1
SSS-H-20-40-A	12.7	10.9	7.9	6.9	5.9	4.2	2.8	1.7	1.3	0.9
SSS-H-25-40-A	7.3	5.9	3.8	2.9	2.1	0.8	NR	NR	NR	NR
SSS-H-14-40-B	25.0	25.0	23.3	20.8	18.6	15.1	12.3	10.2	9.2	8.4
SSS-H-16-40-B	25.0	24.9	19.4	17.3	15.4	12.3	9.9	8.0	7.2	6.4
SSS-H-18-40-B	24.0	20.8	16.1	14.2	12.5	9.9	7.7	6.1	5.3	4.7
SSS-H-20-40-B	20.2	17.5	13.2	11.8	10.1	7.7	5.9	4.4	3.8	3.2
SSS-H-25-40-B	12.8	11.0	7.9	6.7	5.5	3.7	2.3	1.2	0.7	NR
SSS-H-30-40-B	8.0	6.6	4.1	3.1	2.2	0.8	NR	NR	NR	NR
SSS-H-16-50-B	25.0	25.0	25.0	25.0	24.8	20.1	16.5	13.6	12.3	11.2
SSS-H-18-50-B	25.0	25.0	25.0	22.9	20.4	16.4	13.2	10.7	9.6	8.6
SSS-H-20-50-B	25.0	25.0	21.3	18.9	16.7	13.2	10.4	8.1	7.2	6.3
SSS-H-25-50-B	20.7	17.8	13.3	11.5	9.8	7.2	5.0	3.3	2.6	1.9
SSS-H-30-50-B	13.5	11.3	7.7	6.2	4.9	2.8	1.1	NR	NR	NR
SSS-H-25-50-C	25.0	25.0	19.4	17.1	15.1	11.7	9.0	6.9	6.0	5.1
SSS-H-30-50-C	20.1	17.3	12.7	10.9	9.3	6.5	4.5	2.8	2.1	1.4
SSS-H-20-60-B	25.0	25.0	25.0	25.0	25.0	20.2	16.1	12.9	11.5	10.3
SSS-H-25-60-B	25.0	25.0	20.6	18.0	15.6	11.8	8.7	6.2	5.2	4.2
SSS-H-30-60-B	21.4	18.1	12.9	10.7	8.8	5.7	3.3	1.3	NR	NR
SSS-H-35-60-B	14.0	11.3	8.9	5.2	3.6	1.0	NR	NR	NR	NR
SSS-H-40-60-B	8.1	5.8	2.2	NR	NR	NR	NR	NR	NR	NR
SSS-H-30-60-C	24.3	20.5	14.5	12.2	10.2	6.8	4.2	2.2	1.3	0.5
SSS-H-35-60-C	16.6	13.5	8.6	6.6	4.9	2.1	NR	NR	NR	NR
SSS-H-40-60-C	10.6	7.9	3.7	2.1	0.5	NR	NR	NR	NR	NR

Florida Building Code 2017 EPA Load Rating - 3 second gust wind speeds
(Use for Florida only)

Catalog Number	115	120	130	140	150	160	170	180
SSS-H-10-40-A	25.0	25.0	25.0	25.0	21.4	18.4	15.9	13.9
SSS-H-12-40-A	25.0	25.0	23.6	19.8	15.7	14.2	12.1	10.4
SSS-H-14-40-A	25.0	23.1	19.0	15.7	13.1	10.9	9.1	7.6
SSS-H-16-40-A	20.8	18.7	15.2	12.3	10.1	8.2	6.7	5.4
SSS-H-18-40-A	16.8	15.0	11.9	9.4	7.5	5.9	4.5	3.4
SSS-H-20-40-A	13.6	11.9	9.2	7.1	5.3	3.9	2.7	1.7
SSS-H-25-40-A	7.4	6.2	4.1	2.5	1.1	NR	NR	NR
SSS-H-14-40-B	25.0	23.6	19.4	16.1	13.4	11.2	9.4	7.8
SSS-H-16-40-B	21.4	19.2	15.6	12.7	10.4	8.5	6.9	5.6
SSS-H-18-40-B	17.2	15.4	12.2	9.7	7.7	6.1	4.7	3.6
SSS-H-20-40-B	13.9	12.3	9.5	7.3	5.5	4.1	2.9	1.9
SSS-H-25-40-B	7.7	6.4	4.3	2.6	1.3	NR	NR	NR
SSS-H-30-40-B	3.2	2.1	NR	NR	NR	NR	NR	NR
SSS-H-16-50-B	25.0	25.0	25.0	25.0	25.0	21.4	18.2	15.5
SSS-H-18-50-B	25.0	25.0	25.0	24.4	20.4	17.0	14.2	11.9
SSS-H-20-50-B	25.0	25.0	24.4	19.9	16.3	13.4	11.0	8.9
SSS-H-25-50-B	21.8	19.3	15.0	11.5	8.8	6.5	4.7	3.1
SSS-H-30-50-B	13.7	11.7	8.2	5.5	3.3	1.5	NR	NR
SSS-H-25-50-C	21.8	19.3	15.0	11.5	8.8	6.5	4.7	3.1
SSS-H-30-50-C	13.7	11.7	8.2	5.5	3.3	1.5	NR	NR
SSS-H-20-60-B	25.0	25.0	25.0	21.9	17.8	14.5	11.7	9.4
SSS-H-25-60-B	23.8	20.9	16.1	12.3	9.2	6.6	4.5	2.8
SSS-H-30-60-B	14.6	12.3	8.4	5.3	2.8	0.8	NR	NR
SSS-H-35-60-B	7.5	5.5	2.4	NR	NR	NR	NR	NR
SSS-H-40-60-B	1.8	NR	NR	NR	NR	NR	NR	NR
SSS-H-30-60-C	14.6	12.3	8.4	5.3	2.8	0.8	NR	NR
SSS-H-35-60-C	7.5	5.5	2.4	NR	NR	NR	NR	NR
SSS-H-40-60-C	1.8	NR	NR	NR	NR	NR	NR	NR



HUBBELL Outdoor Lighting


Hubbell Outdoor Lighting • 701 Millennium Boulevard • Greenville, SC 29607 • Phone: 864-678-1000

Due to our continued efforts to improve our products, product specifications are subject to change without notice.

© 2015 HUBBELL OUTDOOR LIGHTING. All Rights Reserved • For more information visit our website: www.hubbelloutdoor.com • Printed in USA



HUBBELL Lighting

Submitted by Swaney Lighting 	Job Name: Messalonskee Track and Turf Field Distributor: NEEDHAM BR51 (BANGOR)	Catalog Number: SSSH20-40A-2-S2-BL Notes:	Type: D DBL SLA18-38148
---	---	--	---

NOTES

- Allowable EPA, to determine max pole loading weight, multiply allowable EPA by 30 lbs.
- The tables for allowable pole EPA are based on the ASCE 7-05 Wind Map or the Florida Region Wind Map for the 2010 Florida Building Code. The Wind Maps are intended only as a general guide and cannot be used in conjunction with other maps. Always consult local authorities to determine maximum wind velocities, gusting and unique wind conditions for each specific application.
- Allowable pole EPA for jobsite wind conditions must be equal to or greater than the total EPA for fixtures, arms, and accessories to be assembled to the pole. Responsibility lies with the specifier for correct pole selection. Installation of poles without luminaires or attachment of any unauthorized accessories to poles is discouraged and shall void the manufacturer's warranty.
- Wind speeds and listed EPAs are for ground mounted installations. Poles mounted on structures (such as bridges and buildings) must consider vibration and coefficient of height factors beyond this general guide; Consult local and federal standards.
- Wind induced Vibration brought on by steady, unidirectional winds and other unpredictable aerodynamic forces are not included in wind velocity ratings. Consult Hubbell Lighting's Pole Vibration Application Guide for environmental risk factors and design considerations. http://www.hubbell.com/content/dam/hubbell/lighting/Products/Pole/Wind_Induced_Vibr_HUG5221.pdf
- Extreme Wind Events like, Hurricanes, Typhoons, Cyclones, or Tornadoes may expose poles to flying debris, wind shear or other detrimental effects not included in wind velocity ratings.

Due to our continued efforts to improve our products, product specifications are subject to change without notice.