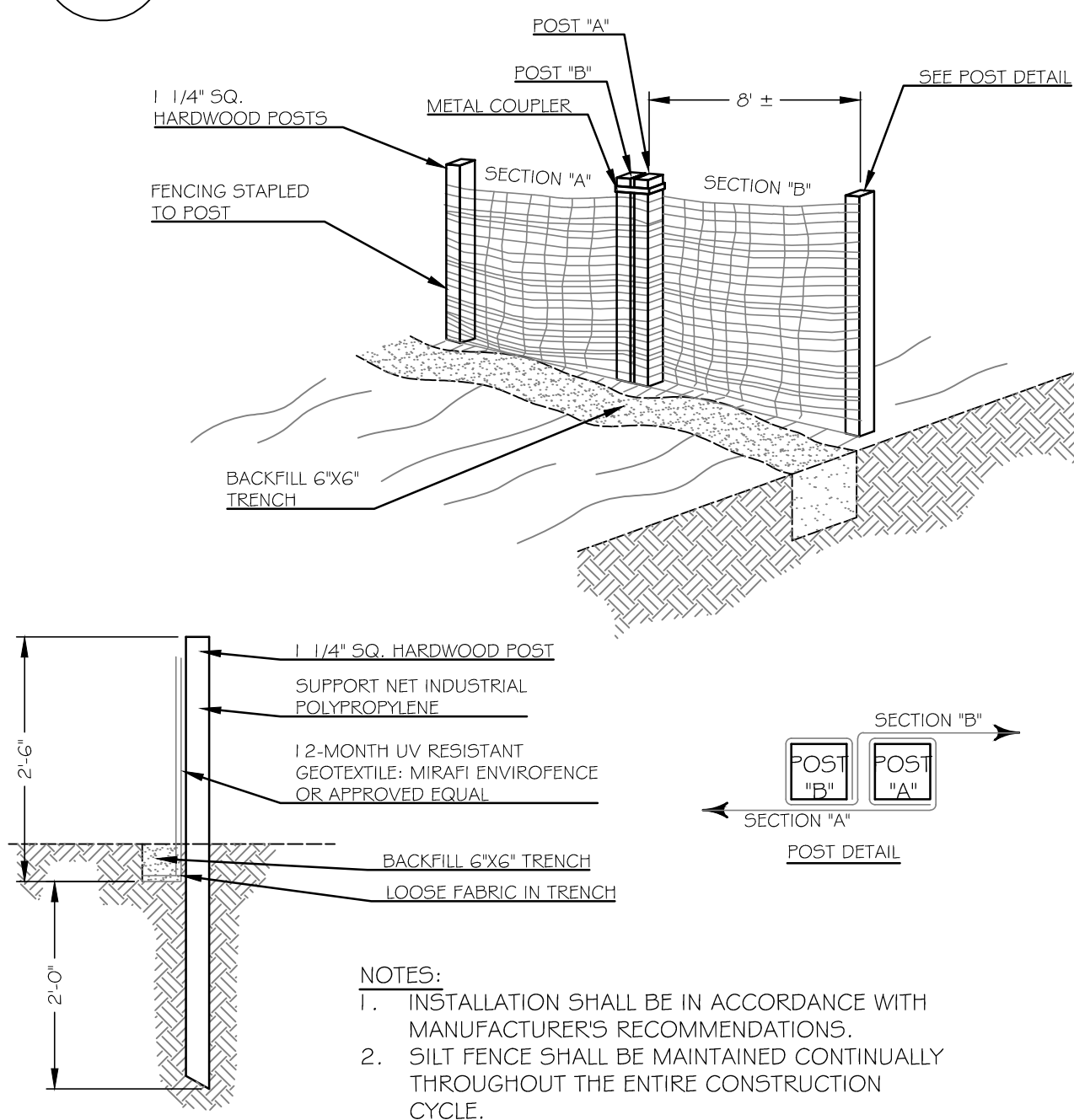


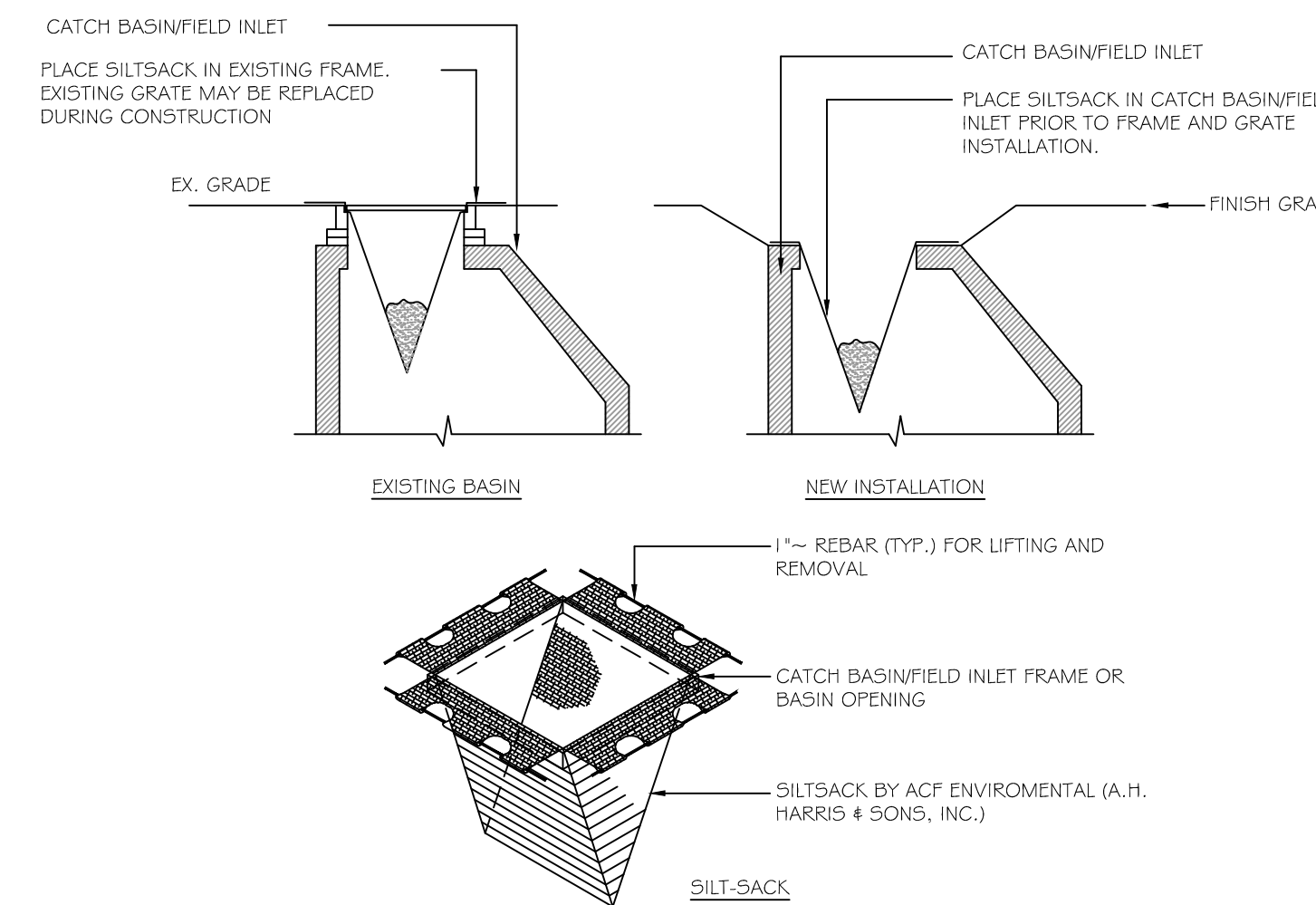
- INSTALLATION INSTRUCTIONS:**
- TURF REINFORCEMENT MAT (TRM) MATERIAL SHALL BE ENKAMAT 7020, OR APPROVED EQUAL.
 - EROSION CONTROL BLANKET (ECB) SHALL BE BIONET S75BN SINGLE NET STRAW BLANKET BY NORTH AMERICAN GREEN OR APPROVED EQUAL.
 - FOR TRM INSTALLATION ONLY:
 - APPLY 2" OF LOAM ONTO THE GROUND SURFACE.
 - OVER TOP THE 2" OF LOAM, UNROLL MAT IN THE DIRECTION OF WATER FLOW.
 - MAT SHOULD LIE FLAT. DO NOT STRETCH MAT OVER GROUND. STRETCHING MAY CAUSE MAT TO BRIDGE DEPRESSIONS IN THE SURFACE AND ALLOW EROSION UNDERNEATH.
 - BURY TRANSVERSE TERMINAL ENDS OF MAT TO SECURE AND PREVENT EROSION UNDERNEATH.
 - SECURE MAT SNUGLY INTO ALL TRANSVERSE CHECK SLOTS.
 - BACKFILL AND COMPACT TRENCHES AND CHECK SLOTS AFTER STAKING THE MAT IN BOTTOM OF TRENCH.
 - OVERLAP ROLL ENDS BY THREE (3) FEET (MIN.) WITH UPSLOPE MAT ON TOP TO PREVENT UPLIFT OF MAT END BY WATER FLOW. IF INSTALLING IN THE DIRECTION OF A CONCENTRATED WATER FLOW, START NEW ROLLS IN A TRANSVERSE DITCH.
 - OVERLAP ADJACENT EDGES OF MAT BY THREE (3) INCHES (MIN.) AND STAKE.
 - USE WOOD STAKES OR STAPLES FOR PINNING MAT TO THE GROUND SURFACE, PER MANUFACTURER'S RECOMMENDATIONS.
 - IN ALL TRANSVERSE TERMINAL TRENCHES AND CHECK SLOTS, STAKE EACH MAT AT ITS CENTER AND OVERLAP EDGES BEFORE BACKFILLING AND COMPACTING.
 - STAKE OVERLAPS LONGITUDINALLY AT THREE (3) TO FIVE (5) FOOT INTERVALS.
 - WORK ADDITIONAL LOAM INTO THE MAT AND COVER THE MAT SURFACE WITH 1" OF LOAM, THEN SEED AND MULCH.

1
C4.0
NOT TO SCALE

2
C4.0
NOT TO SCALE

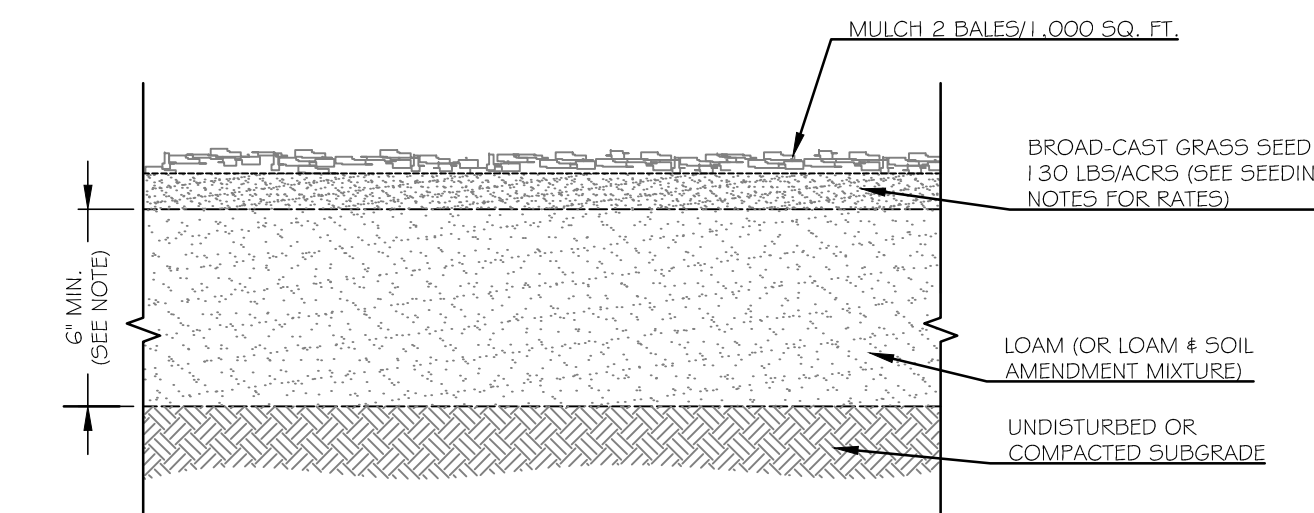


3
C4.0
NOT TO SCALE

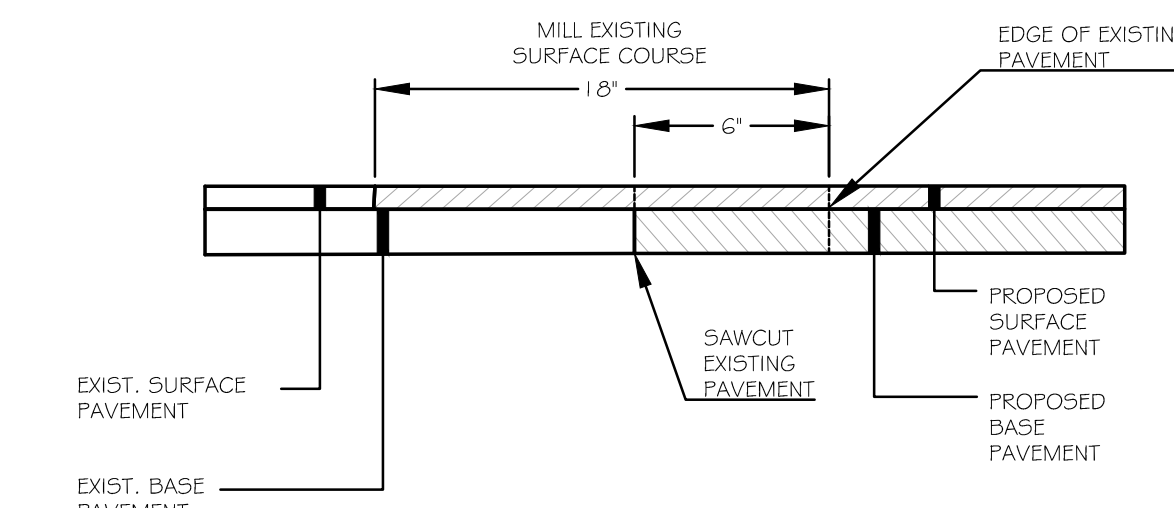


- NOTE:**
- INSTALLATION PER MANUFACTURER'S INSTRUCTIONS AND RECOMMENDATIONS.
 - EMPTY AND REMOVE SEDIMENT FROM SILTSACK WHEN RESTRAINT GORD IS NO LONGER VISIBLE. CLEAN, RINSE AND REPLACE AS NEEDED.
 - CONTRACTOR SHALL INSPECT CATCH BASIN PROTECTION AFTER EACH MAJOR STORM EVENT AND CLEAN SILT AS NEEDED.
 - ROUND SILT-SACKS SHALL BE USED FOR ROUND CATCH BASIN GRATES.

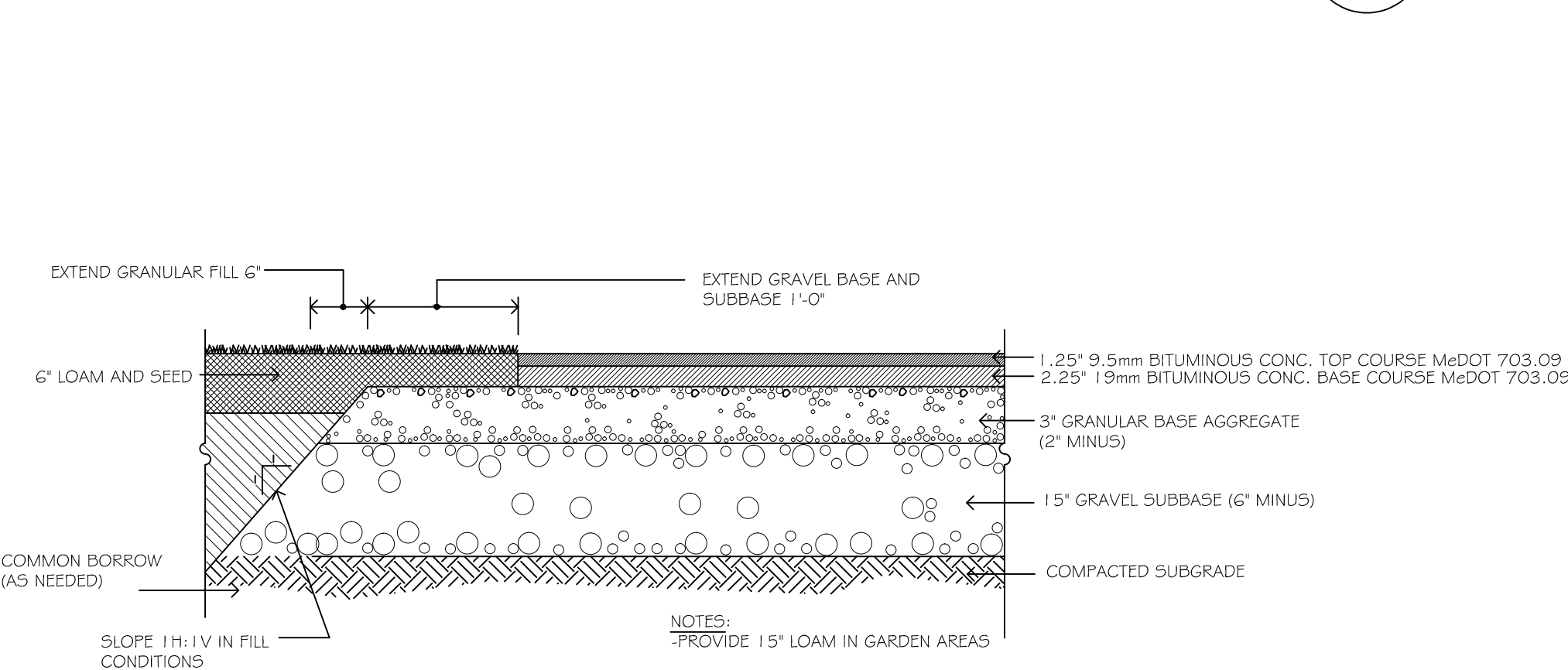
4
C4.0
NOT TO SCALE



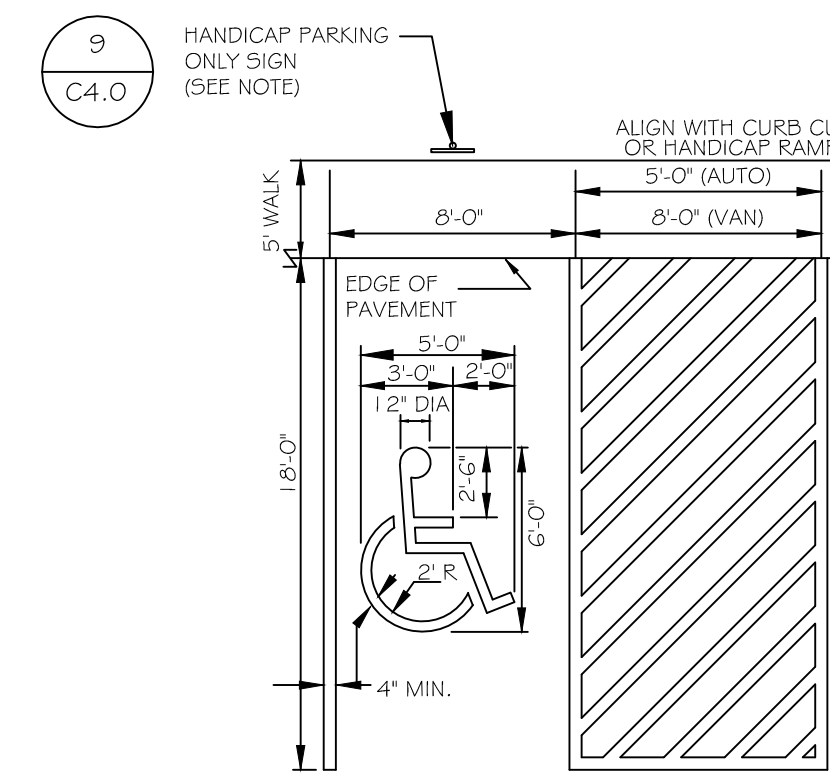
5
C4.0
NOT TO SCALE



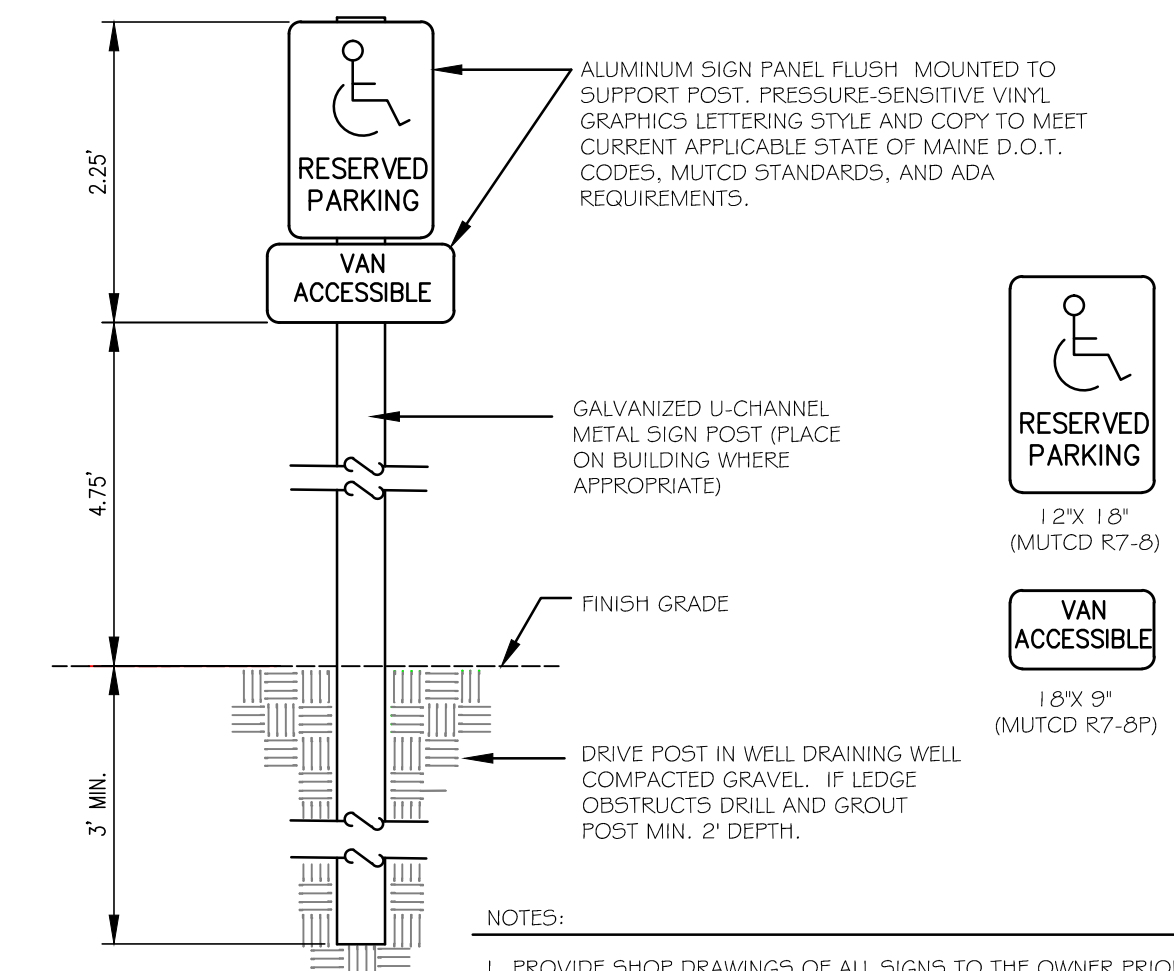
6
C4.0
NOT TO SCALE



7
C4.0
NOT TO SCALE



8
C4.0
NOT TO SCALE



9
C4.0
NOT TO SCALE

ISSUED FOR PERMITTING - NOT FOR CONSTRUCTION

Rev.	Date	Description	Drawn	Check
1	11/14/14	Submitted for Prelim. Level II Site Plan Application	SWC	WRW
2	11/18/14	Revised Cover Sheet and Zoning Summary	SWC	WRW
3	2/17/15	Revised Per City Staff Review Comments	SWC	WRW
4	3/6/15	Revised Per City Staff Review Comments	SWC	WRW

Sheet Title:
SITE DETAILS

Job No.:	257	Sheet No.:	
Date:	Nov. 14, 2014	Scale:	NTS
Drawn:	SWC	Checked:	WRW

C4.0