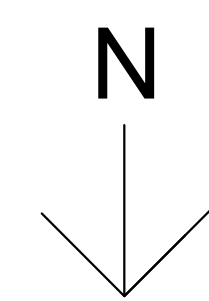
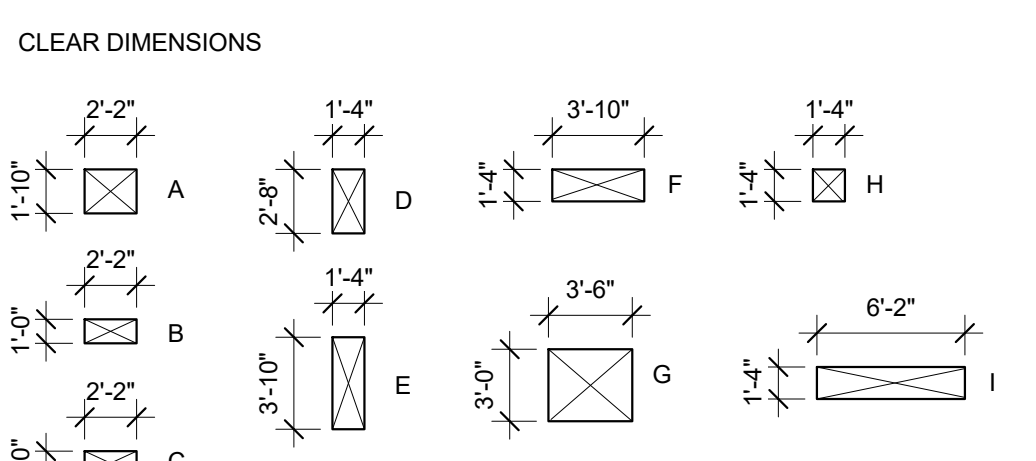



GENERAL NOTES:  
 1. CONFIRM SIZE OF ALL PLUMBING FIXTURES BEFORE FRAMING  
 2. CONFIRM ELEVATOR SHAFT SIZE W/ MANUFACTURER BEFORE FOUNDATION WORK  
 3. CONFIRM F. E. LAYOUT WITH PORTLAND FIRE DEPARTMENT



1 SECOND FLOOR  
 1/8" = 1'-0"



Prepared For:  
**PORTLAND HOTEL, INC**  
 Address  
 City, State

Consultant:  
**ARCHETYPE architects**  
 48 Union Wharf Portland, Maine 04101  
 (207) 772-6022 ARCHETYPE@ARCHETYPEPA.COM

Project:  
**HAMPTON INN & SUITES**  
 1200 Brighton Ave  
 Portland, ME

Revisions:	Date:	Description:
1	12 DEC 2015	50% Submission
2	10 FEB 2016	SUB TO CITY
3	25 FEB 2016	100% Submission
5	29 JULY 2016	RESPONSE TO CITY

Date: 12-23-2015  
 Scale: 1/8" = 1'-0"  
**SECOND FLOOR PLAN**

**A1.02**