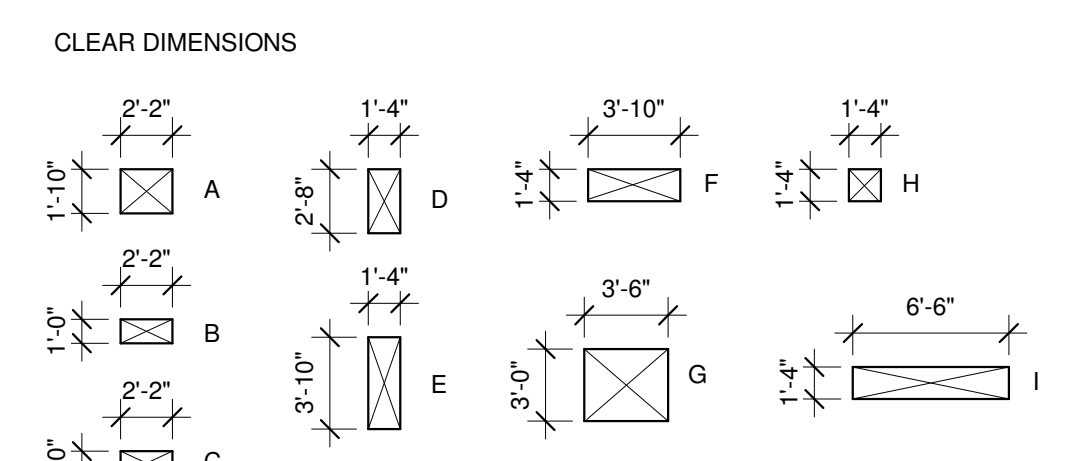
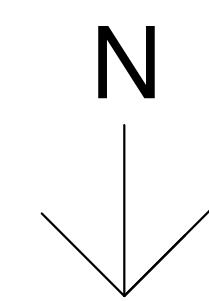



GENERAL NOTES:
 1. CONFIRM SIZE OF ALL PLUMBING FIXTURES BEFORE FRAMING
 2. CONFIRM ELEVATOR SHAFT SIZE W/ MANUFACTURER BEFORE FOUNDATION WORK
 3. CONFIRM F. E. LAYOUT WITH PORTLAND FIRE DEPARTMENT



SHAFT SCHEDULE
 1/8" = 1'-0"



1 SECOND FLOOR
 1/8" = 1'-0"



Prepared For:
PORTLAND HOTEL, INC
 Address
 City, State

Consultant:
ARCHETYPE architects
 48 Union Wharf Portland, Maine 04101
 (207) 772-6022 ARCHETYPE@ARCHETYPEPA.COM

Project:
HAMPTON INN & SUITES
 1200 Brighton Ave
 Portland, ME

Revisions:
 2 10 FEB 2016 SUB TO CITY

Date: 12-23-2015
 Scale: 1/8" = 1'-0"
SECOND FLOOR PLAN

A1.02