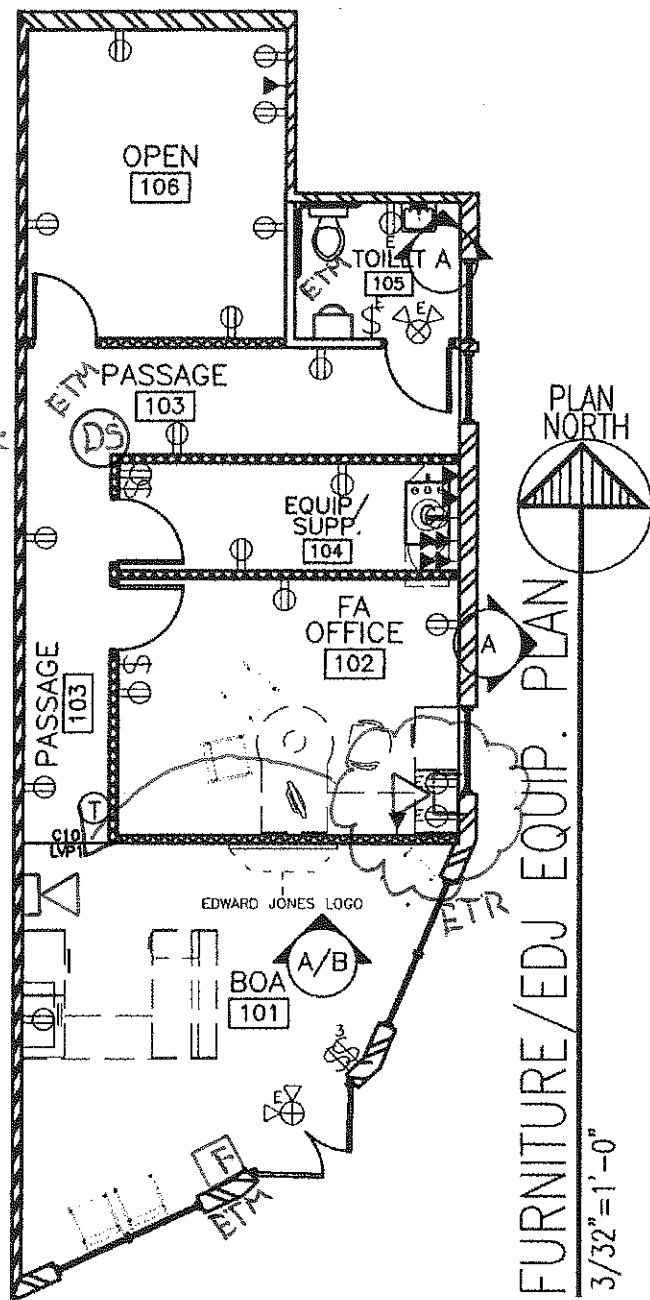


TENANT TO PROVIDE COMPLETE MEP AND FP PLANS FOR LANDLORD'S REVIEW AND APPROVAL PRIOR TO PERMIT APPLICATION AND START OF CONSTRUCTION.

- [F] - Pull Station
- [◁] - Horn Strobe
- [◻] - Strobe only
- (DS) - Duct Smoke

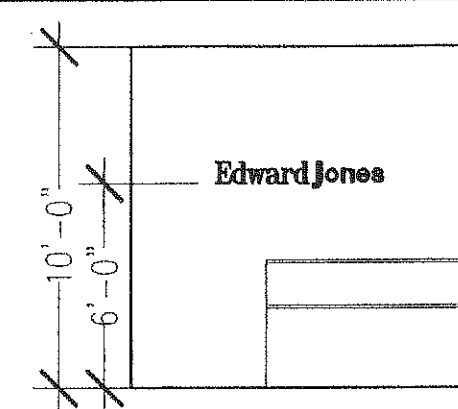
ETM - Existing to remain
 ETR - Existing to relocate



KEYED NOTES:

- (A) ACCENT WALL TO BE PAINTED WITH CUSTOM "EDJ GREEN" SEE FINISH SPECIFICATIONS.
 - (B) PREPAID FOR EDJ LOGO TO BE CENTERED ON PARTITION AS INDICATED ON PLAN. USE PROVIDED TEMPLATE FOR ACCURATE ALIGNMENT; SEE SIGNAGE ELEVATION TO THE RIGHT. PROVIDE & INSTALL COMMERCIAL 6" RECESSED SPOTLIGHT W/ WHITE ADJUSTABLE EYEBALL TRIM KIT UTILIZING AN ENERGY SAVING BULB; TO BE INSTALLED IN CEILING 5'-0" AWAY FROM WALL AND CENTERED ON PARTITION. FOR INSTALLATION INSTRUCTIONS, VISIT <http://www.metallogos.com/installation.aspx>. **FOR CANADA BRANCHES, PLEASE CALL SPECTRA SIGNS (SEE CONTACT INFO ON PAGE 1 OF 6).**
1. SIGNAGE TO BE ORDERED BY CONTRACTOR AND WILL BE PAID FOR BY EDWARD JONES. ONLY THE INSTALLATION SHOULD BE INCLUDED IN SCOPE OF WORK. (LETTER KIT WITH PINS ON BACK; KIT COMES WITH TEMPLATE FOR EASY INSTALLATION)
 2. EDWARD JONES LOGO TO BE CENTERED ON PARTITION AS INDICATED ON PLAN. USE PROVIDED TEMPLATE FOR ACCURATE ALIGNMENT. BOTTOM OF LOGO TO BE 6'-0" AFF UNLESS THERE IS A WINDOW ON THE SIGNAGE WALL, THEN PLACE THE SIGNAGE 6" ABOVE WINDOW TRIM. ALLOW AT LEAST 2" ON EITHER SIDE OF SIGNAGE; IF PARTITION SELECTED FOR SIGNAGE DOES NOT ALLOW, NOTIFY DESIGNER IMMEDIATELY.

SIGNAGE ELEVATION:



EXIST = EXISTING FINISH TO REMAIN N.I.C. = NOT IN CONTRACT FOR FINISHES
 MATCH = NEW FINISHES TO MATCH EXISTING N/A = FINISH NOT APPLICABLE TO THIS ROOM

FINISH SCHEDULE

RM.NO.	PAINT	FLOORING	BASE	DOOR/TRIM	CEILING	NOTES
101	P3	LVP1	B2	EXIST/WHITE	DROP	SEE NOTE 'A'/'B'
102	P3	C10	B2	WHITE/WHITE	DROP	SEE NOTE 'A'
103	P3	C10	B2	WHITE/WHITE	DROP	
104	N.I.C.	EXIST	N.I.C.	WHITE/WHITE	DROP	
105	P3	LVP1	B2	WHITE/WHITE	DROP	
106	P3	C10	B2	WHITE/WHITE	DROP	SEE NOTE 'A'

FINISH SPECIFICATIONS

CONTRACTOR TO CONTACT NATIONAL RETAIL FLOORING SERVICES, INC. LISTED ON SHEET 1 OF 6 TO ORDER FLOORING; FOR BIDDING PURPOSES, USE PRICING AS LISTED BELOW.

PAINT P3- SW7723 COLONY BUFF (SHERWIN WILLIAMS) OR PUTNAM IVORY HC39 (BENJAMIN MOORE) ACCENT WALLS- SW6195 ROCK GARDEN (SHERWIN WILLIAMS) OR CUSTOM "EDJ GREEN" (BENJAMIN MOORE) *ALT. DOOR FRAME COLOR- SW7510-CHATEAU BROWN (SHERWIN WILLIAMS) **PAINT TO HAVE EGGSHELL FINISH - SEE PAGE 5 FOR FULL SPECIFICATIONS**	CARPET TILE PATCRAFT PRIVATE LABEL PRODUCT C10 - CUSTOM TILE- V824G CARPET TILE INSTALLATION: QUARTER-TURN CARPET TILE ADHESIVE- PATCRAFT 5900 HIGH MOISTURE LUXURY VINYL PLANK LVP1- PATCRAFT RESILIENT, 6"x48" PLANK- RESILIENT VINYL STYLE: 1800V HIGHLAND FOREST COLOR: 20220 LIGHT OAK RESILIENT ADHESIVE PATCRAFT 4100 GC USE ONLY: LVP1- \$65.00 PER BOX (COST INCLUDES FREIGHT) C10- \$15.38 PER SY (COST INCLUDES FREIGHT) CARPET TILE ADHESIVE- \$73.99 (4 GALLON PAIL) LVP ADHESIVE- \$119.00 (4 GALLON PAIL) ** IF QUOTED DIFFERENTLY THAN ABOVE, PLEASE CONTACT DESIGNER	BASE ROPPE 4" VINYL COVE BASE B2-P147 LIGHT BROWN CONTACT FOR FLOORING: NATIONAL RETAIL FLOORING SERVICES, INC.: 866-440-6737 edwardjones@nrfsinc.com
--	---	---

GC TO LEAVE (1) CARTON OF CARPET TILE IN BRANCH AT CONSTRUCTION COMPLETION


CONTRACTOR MUST HAVE ALL 6 PAGES OF THESE DESIGN INTENT DRAWINGS. IF YOU ARE MISSING ANY OF THESE 6 PAGES, PLEASE CONTACT DESIGNER AT PHONE NUMBER LISTED IN TITLEBLOCK. SEE PAGE 1 OF 6 FOR ADDITIONAL NOTES.

ISSUES/REVISIONS

NO.	DATE	DESCRIPTION
1	11.7.2016	PERMIT SET



84 HIGH STREET
 IPSWICH, MA 01938
 (978) 595-8764



1042 BRIGHTON AVE
 STE 200
 PORTLAND, ME 04102
 SQUARE FOOTAGE 1060

Edward Jones
 BRANCH FACILITIES
 BRANCH OFFICE 99079
 DATE: 11.7.2016

EXHIBIT A
 SHEET 3 of 6