

IF THIS SHEET IS NOT 24 X 36 IT IS A REDUCED SCALE PRINT - SCALE ACCORDINGLY

SCALE 1/4"=1'

SCALE 3/4"=1'

SCALE 1/2"=1'

SCALE 1"=1'

SCALE 1/8"=1'

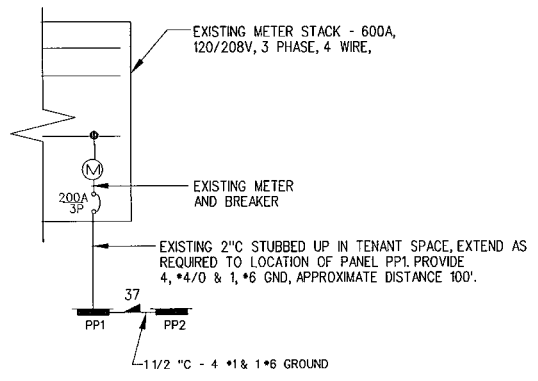
SCALE 1/16"=1'

SCALE 1/32"=1'

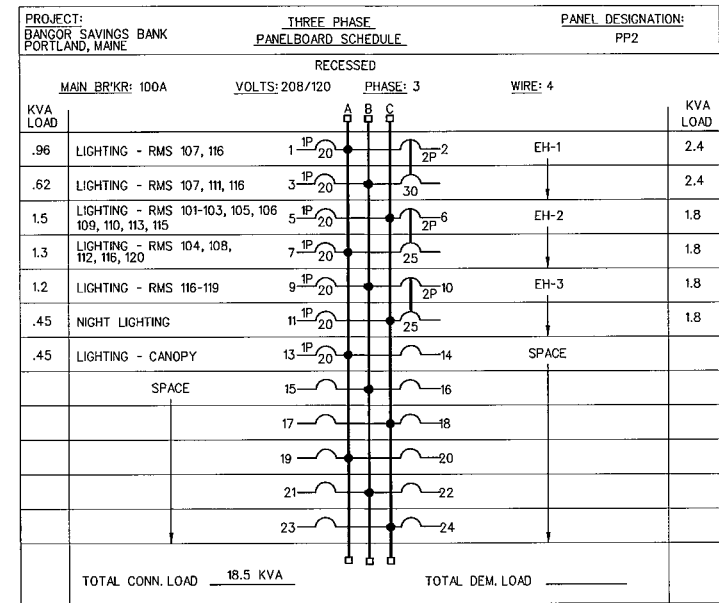
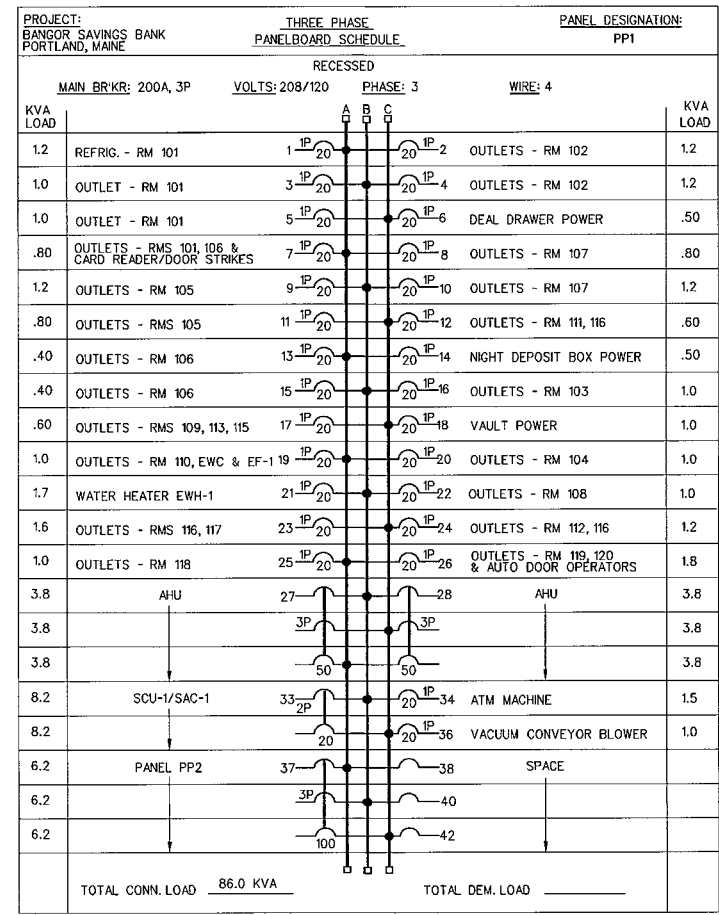
SCALE 1/64"=1'

LIGHTING SCHEDULE - BANGOR SAVINGS BANK - BRIGTON AVE					9-5-06
NO	SYMBOL	DESCRIPTION	LAMPS	MANUFACTURER	REMARKS
A		PROPOSED 2x2' FINISH 16 CELL FLUORESCENT LAY IN FUTURE	2 8W 40 WATT	LIGHTOLIER MICROLINE/PCAS/SSM	ELECTRONIC BALLAST TEST OK IF REUSE EACH LOCATION
M		2x4' FINISH 16 CELL FLUORESCENT LAY IN FUTURE	2 8W 40 WATT	LIGHTOLIER MICROLINE/PCAS/SSM	ELECTRONIC BALLAST TEST OK IF REUSE EACH LOCATION
B		PROPOSED 2x4' FINISH LAY IN FUTURE	4 FOOT 120 WATT	LIGHTOLIER MFG NO. X20V/340-50	ELECTRONIC BALLAST VERIFY C.B. KIT REQ FOR EACH LOCATION
C		MONOPOINT LIGHT FIXTURE	LAMP MFG	TECH LIGHTING JOHNSA 7000S - 200' 4" W/ BLACK MESH AND HOLDER	
D		MONOPOINT LIGHT FIXTURE	LAMP MFG	TECH LIGHTING JOHNSA 7000S - 100' 4" W/ BLACK MESH AND HOLDER	
E		RECESSED CAN LIGHT (REUSE)	32 WATT TRIM	LIGHTOLIER CALIFORNIA MFG NO. 200/200/200	
F		RECESSED CAN LIGHT (REUSE)	32 WATT TRIM	LIGHTOLIER CALIFORNIA MFG NO. 200/200/200	
G		UNDERCABINET FLUORESCENT FIXTURE	(17) 700MM	LIGHTOLIER THERMOFLUOR	SHOWN MOUNTED IN FUTURE
H		PENDANT LT FIXTURE - OFFICES	1 MWD 150W	LIGHTOLIER FORECAST AURORA CONE F40-06 SATIN NICKEL/AMBER GLASS	OFFICE - MOUNT 50" AFF COORD LOC IN FIELD W/ ARCHITECT
J		RECESSED DOWNLIGHT	50W MWS	LIGHTOLIER 402 M4040 55 PLATED	FRIDGE AREA BANGOR W/ SHIELD LENS
K		PENDANT LIGHT FIXTURE - TELEPHONE	20W FLR	LUMETTA - 12" CONE PENDANT FINISH - 20W F3 / 12" WASH MANGO	CENTER OVER TRANSCATION AREA MOUNT 10" AFF
L		1x4' FINISH AROUND STAIR FLUORESCENT FIXTURE	(2) F32 10	LIGHTOLIER - J54A202	
N					
P		RECESSED CANOPY FIXTURE	25 WATT METAL HALIDE	LITHONIA #1815H/AR/50W	CANOPY LIGHT RECESSED AT 100" AFF
Q					
R		INTERIOR WALL SCONCE	1.5W	FORECAST - F40S-56 SCONCE SATIN NICKEL/AMBER ETCHED GLASS	MOUNT 10" AFF
S					
T01		TRAFFIC CONTROL OPEN/ENCLOSED LED	50W LED	20000000 W 3 FOOT/1000 6W/501	
T02		TRAFFIC CONTROL ATM LED	50W LED	20000000	
U		EXTERIOR WALL PACK	120W M4	LITHONIA WEATHER-PROOF - 120W M4	MOUNT 10" AFF
V		WEATHERPROOF LED LIGHT	LED FINISHED BRN	LUM 5 W 3 C 2 1/2" EL 4	WIRE TO PHOTOVOLTAIC

NOTES:
 1. LIGHT FIXTURE SUPPLIER TO PROVIDE SUBMITTALS FOR ALL FIXTURES TO ARCHITECT FOR REVIEW AND APPROVAL. ARCHITECT SHALL SEND SUBMITTALS TO BRANDPARTNERS FOR REVIEW AND APPROVAL OF STYLE AND FINISH.
 2. ALL FIXTURES TO BE LAMPED



ONE LINE DIAGRAM
SCALE: NONE



SYMBOL LEGEND

- POWER PANEL 120/208V, 3 PHS, 4 WIRE
- ELECTRIC MOTOR DRIVEN EQUIPMENT, HP SHOWN
- MANUAL MOTOR STARTER SWITCH WITH THERMAL OVERLOAD DEVICE, MOUNTED AT UNIT
- JUNCTION BOX
- DISCONNECT SWITCH - 250 VOLT SIZE & NO. POLES AS NOTED.
- LIGHTING FIXTURES - CAPITAL LETTERS DENOTE TYPE AS PER LIGHTING FIXTURE SCHEDULE. LOWER CASE LETTERS INDICATE SWITCH CONTROL - "ab" INDICATES INBOARD LAMPS CONTROLLED BY SWITCH "b" - OUTBOARD LAMPS CONTROLLED BY SWITCH "a", DIAGONAL LINE INDICATES UNSWITCHED NIGHT LIGHT W/ EMERGENCY BATTERY PACK, LIGHTOLIER *FBP30ST
- EXIT LIGHT FIXTURE - UNSWITCHED - SEE LIGHTING FIXTURE SCHEDULE.
- RACEWAY & WIRING OR MC CABLE RUN CONCEALED IN WALLS/CEILINGS.
- RACEWAY & WIRING RUN EXPOSED
- RACEWAY & WIRING RUN CONCEALED UNDER GROUND/FLOOR
- HOME RUN TO PANEL - ARROWS INDICATE QUANTITY OF CIRCUITS - NUMERALS DENOTE CIRCUIT NUMBERS
- SINGLE POLE SWITCH, 120 VOLT, 15 AMP, SPEC GRADE, GROUNDING TYPE, MOUNT 48" AFF, 3-3-WAY, 4-4-WAY, K-WHITE LIGHT KEY SLOT, P-PILOT, WP-WEATHERPROOF, LOWER CASE LETTER INDICATES FIXTURE OR CONTROLLED LOAD, COLOR BY ARCHITECT PILOT LIGHT SWITCHES SHALL BE PROVIDED W/ ENGRAVED NAMEPLATE IDENTIFYING USE.
- DUPLEX RECEPTACLE - 15A, 125V SPEC. GRADE GROUNDING TYPE AND MATCHING PLATE - FLUSH MOUNT 18" AFF, "D" DENOTES DOUBLE DUPLEX
- DUPLEX - GROUND FAULT RECEPTACLE 15A, 125V - TERMINAL TYPE - WITH MATCHING PLATE FURNISHED W/ RECEPTACLE, FLUSH MOUNTED 48" AFF EXCEPT AS NOTED, COLOR BY ARCHITECT
- DUCT MOUNTED SMOKE DETECTOR & TEST STATION - FURN. & WIRED BY E.C. INSTALLED BY M.C.
- SMOKE DETECTOR, PHOTOELECTRIC TYPE, 2 WIRE - CEILING MOUNTED & AS NOTED
- FIRE ALARM PULL STATION MOUNT 48" AFF
- FIRE ALARM AUDIO/VISUAL SIGNAL, FLUSH MOUNT 6'-8" AFF, NUMERALS INDICATE CANDELA RATING.
- FIRE ALARM VISUAL STROBE ONLY - NUMERALS INDICATE CANDELA RATING - FLUSH MOUNT 6'-8" AFF
- FIRE ALARM CONTROL PANEL - EXISTING
- TV OUTLET LOCATION
- TELEPHONE OUTLET - MOUNT 18" AFF. SEE SPECIFICATIONS "W" INDICATES WALL MOUNTED AT 48" AFF
- TELEPHONE/DATA OUTLET - MOUNT 18" AFF. SEE SPECIFICATIONS
- ELECTRIC STRIKE PROVIDED AND INSTALLED BY OTHERS, WIRED BY E.C.
- TELLER GATE PUSHBUTTON
- WP DENOTES WEATHERPROOF CONSTRUCTION
- FWU DENOTES FURNISHED WITH UNIT

PORT CITY ARCHITECTURE

65 NEWBURY STREET
 PORTLAND, ME 04101
 207.761.9000
 fax: 207.761.2010
 info@portcityarch.com

STATE OF MAINE
 CHARLES W. ASBOTE, JR.
 No. 5336
 PROFESSIONAL ENGINEER
 10-11-06

BrandPartners Group Inc
 10 Main St.
 Rochester, NH 03839
 Phone: 603.335.1400
 Fax: 603.335.1765

BENNETT ENGINEERING
 CONSULTING ENGINEERS
 Bennett Road, P.O. Box 277, Ferrisburgh, Maine 04022
 Tel: (207) 885-2100
 Fax: (207) 885-2100

Bangor Savings Bank

BRIGHTON AVE
 Portland, Maine

NO	DATE	DESCRIPTION
1	--	Design Review
2	--	DATE DESCRIPTION

REVISIONS

Date Issued 10/16/06

Project Number 06108

Drawing Scale

SHEET NAME

DETAILS, LEGEND AND SCHEDULES

Drawn By SFD

Checked By GWA

E3.1