

IF THIS SHEET IS NOT 24 X 36 IT IS A REDUCED SCALE PRINT - SCALE ACCORDINGLY

SCALE 1"=1'-0"

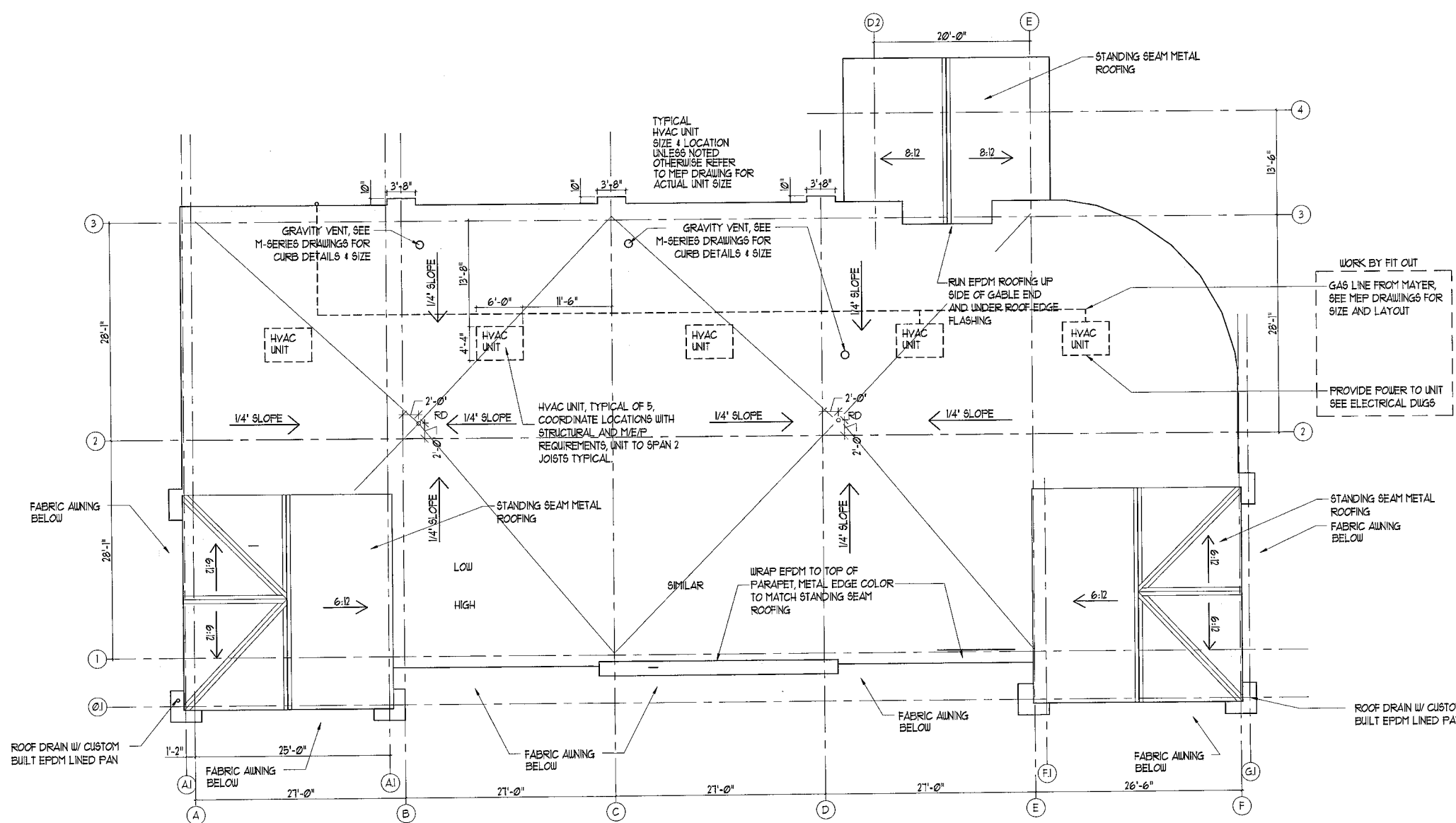
SCALE 3/4"=1'-0"

SCALE 1/2"=1'-0"

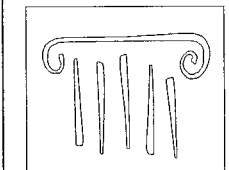
SCALE 1/4"=1'-0"

SCALE 1/8"=1'-0"

SCALE 1/16"=1'-0"




SHELL ROOF PLAN
SCALE: 1/8" = 1'-0"



PORT CITY ARCHITECTURE

65 NEWBURY STREET
PORTLAND, ME 04101
207.761.9000
fax: 207.761.2010
info@portcityarch.com



brandpartners

BrandPartners
10 Main Street
Rochester, NH 03839
Phone: 603.335.1400
Fax: 603.335.4542



Bangor Savings Bank

**BRIGHTON AVE
Portland, Maine**

#	DATE	DESCRIPTION
REVISIONS		
	Date Issued	10/16/06
	Project Number	06108
	Drawing Scale	AS NOTED

SHEET NAME
ROOF PLAN

Drawn By NLG	A1.4
Checked By JCC	