




RED BARN ARCHITECTURE
84 HIGH STREET
PORTSMOUTH, MA 01950




1042 BRIGHTON AVE
STE 200
PORTLAND, ME 04102
SQUARE FOOTAGE 1060

Edward Jones
BRANCH FACILITIES
BRANCH OFFICE 99079
DATE: 11.7.2016

EXHIBIT A
SHEET 3 of 6

KEYED NOTES:

ACCENT WALL TO BE PAINTED WITH CUSTOM 'EDJ GREY' SEE FINISH SPECIFICATIONS.
 PREPARE FOR EDJ LOGO TO BE CENTERED ON PARTITION AS INDICATED ON PLAN. USE PROVIDED TEMPLATE FOR ACCURATE ALIGNMENT. SEE SIGNAGE ELEVATION TO THE RIGHT. PROVIDE 1/2" RECESSED SPOTLIGHT N/A WHITE ADJUSTABLE EXTERNAL TRIM KIT (INSTALL IN ENERGY SAVING BULB). TO BE INSTALLED IN CEILING 5'-0" AWAY FROM WALL AND CENTERED ON PARTITION. FOR INSTALLATION INSTRUCTIONS, VISIT <http://www.edj.com/signage>. **FOR CANADA BRANCHES, PLEASE CALL SPECTRA SIGNS (SEE CONTACT INFO ON PAGE 1 OF 6)**
 1. SIGNAGE TO BE ORDERED BY CONTRACTOR AND WILL BE PAID FOR BY EDWARD JONES. ONLY THE INSTALLATION SHOULD BE INCLUDED IN SCOPE OF WORK. (LETTER KIT WITH PINS ON BACK, KIT COMES WITH TEMPLATE FOR EASY INSTALLATION)
 2. EDWARD JONES LOGO TO BE CENTERED ON PARTITION AS INDICATED ON PLAN. USE PROVIDED TEMPLATE FOR ACCURATE ALIGNMENT. BOTTOM OF LOGO TO BE 6"-0" AFF UNLESS THERE IS A WINDOW ON THE SIGNAGE WALL. THEN PLACE THE SIGNAGE 6" ABOVE WINDOW TRIM. ALLOW AT LEAST 2" ON EITHER SIDE OF SIGNAGE IF PARTITION SELECTED FOR SIGNAGE DOES NOT ALLOW. NOTIFY DESIGNER IMMEDIATELY.
 EXIST = EXISTING FINISH TO REMAIN
 N/A = NOT IN CONTRACT FOR FINISHES
 MATCH = NEW FINISHES TO MATCH EXISTING
 N/A = FINISH NOT APPLICABLE TO THIS ROOM



FINISH SCHEDULE

RM. NO.	PAINT	FLOORING	BASE	DOOR/TRIM	CEILING	NOTES
101	P3	LVP1	B2	EXIST/WHITE	DROP	SEE NOTE 'A'/'B'
102	P3	C10	B2	WHITE/WHITE	DROP	SEE NOTE 'A'
103	P3	C10	B2	WHITE/WHITE	DROP	
104	N.I.C.	EXIST	N.I.C.	WHITE/WHITE	DROP	
105	P3	LVP1	B2	WHITE/WHITE	DROP	
106	P3	C10	B2	WHITE/WHITE	DROP	SEE NOTE 'A'

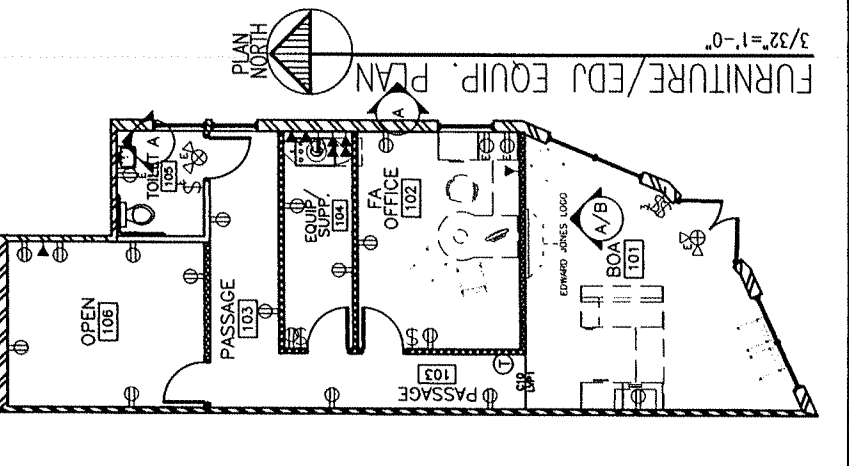
FINISH SPECIFICATIONS

CONTRACTOR TO CONTACT NATIONAL RETAIL FLOORING SERVICES, INC. LISTED ON SHEET 1 OF 6 TO ORDER FLOORING; FOR GRINDING PURPOSES, USE PRICING AS LISTED BELOW.
 PAINT: P1- SPECTRA COLOR BEEF (SHEEN WILLIAMS) OR CUSTOM 'EDJ GREY' (SHEEN WILLIAMS) (BENJAMIN MOORE)
 CARPET TILE INSTALLATION: QUARTER-TURN CARPET TILE ADHESIVE- PATOBRAT 5800 HIGH MOISTURE
 LUXURY VINYL PLANK RESILIENT, 6"X48" PLANK- RESILIENT VINYL STYLE: 1800V HIGHLAND FOREST COLOR: 20220 LIGHT OAK
 RESILIENT ADHESIVE PATOBRAT 4100
 LVP1- \$65.00 PER BOX (COST INCLUDES FREIGHT)
 C10- \$15.36 PER ST (COST INCLUDES FREIGHT)
 USE ONLY: CARPET TILE ADHESIVE- \$73.99 (4 GALLON PAL)
 LVP ADHESIVE- \$119.00 (4 GALLON PAL)
 PAINT TO HAVE EGGSHELL FINISH - SEE PAGE 5 FOR FULL SPECIFICATIONS
 * IF QUOTED DIFFERENTLY THAN ABOVE, PLEASE CONTACT DESIGNER

ISSUES/REVISIONS

NO.	DATE	DESCRIPTION
1	11.7.2016	PERMIT SET

TENANT TO PROVIDE COMPLETE MEP AND FP PLANS FOR LANDLORD'S REVIEW AND APPROVAL PRIOR TO PERMIT APPLICATION AND START OF CONSTRUCTION.



FURNITURE/EDJ EQUIP. PLAN
 3/32"=1'-0"