

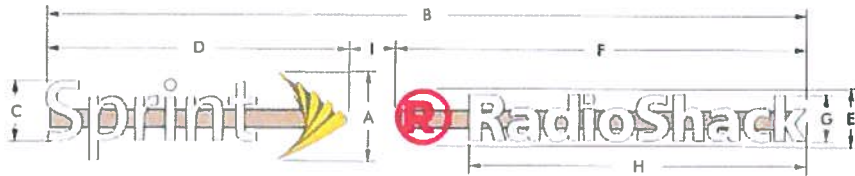
S1






Linear Illuminated Channel Lettersets (Linear Split) raceway wired


Installation Guidelines

- Remove existing illuminated wall sign
- Patch and repaint fascia (color tbd)
- Install new raceway wired illuminated letterset
- Raceway painted to match fascia

	A	B	C	D	E	F	G	H	I	Sq. Ft. (A x B)
SpRa-L-SEC-30WR	2'-6"	21'-5 1/8"	1'-8 3/8"	8'-6 1/8"	1'-7 1/8"	11'-7 1/16"	1'-3 5/16"	9'-5 15/16"	1'-3 15/16"	53.57



Sprint	Material		Material		Material	RadioShack
3/16" #7328 white acrylic			3M #180C-221 Opaque Metallic Grey		3/8" Plexiglas #2283 Red	3/16" #7328 white acrylic
			3M #3630-22B Black Blockout Film		3/16" White acrylic #7328	
			Acrylite 407-2 Yellow acrylic		Alum. cabinet	



prioritysign

File location
 #11111111111111111111

Date 8/15/2015

City/State Portland ME

Drawing #

C47118-S1

Designer: ID PM MI

Address 1064 Brighton Ave

Site Name

7768-1108

Handwritten signature and date: 8/14/2015