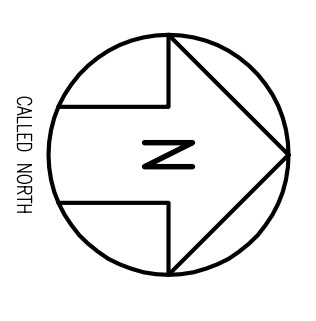
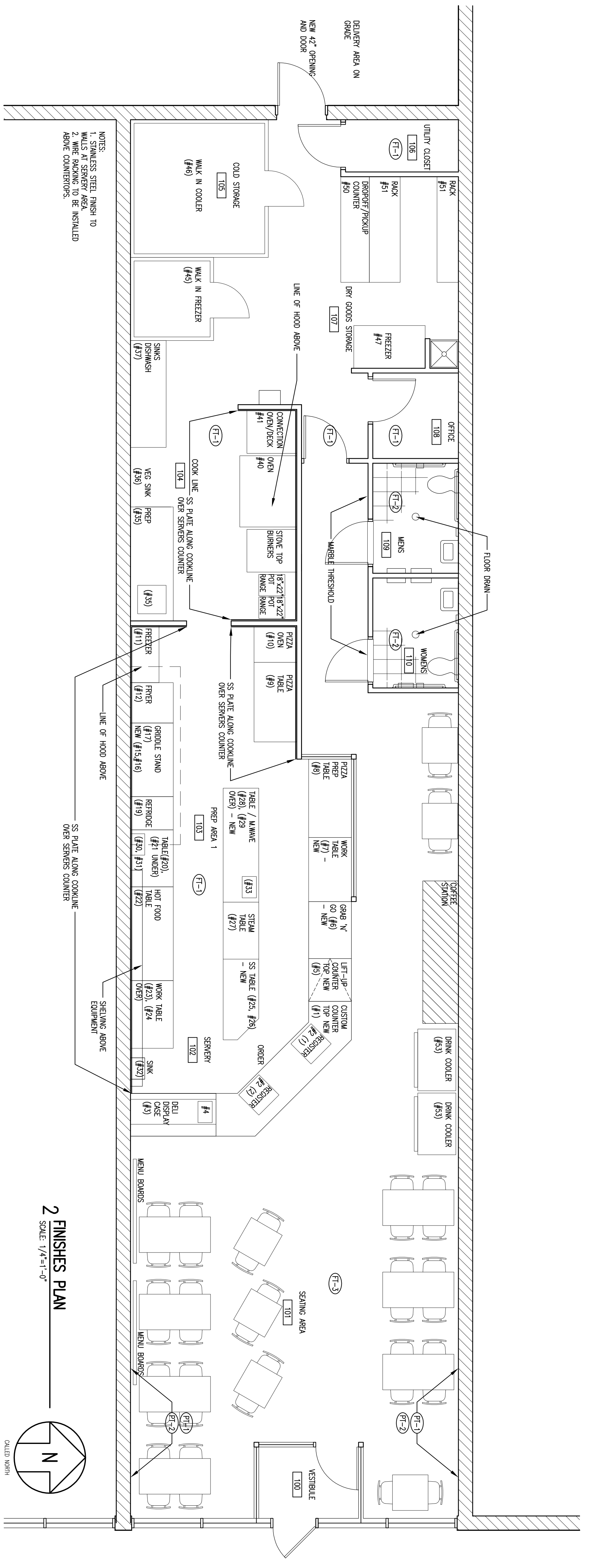
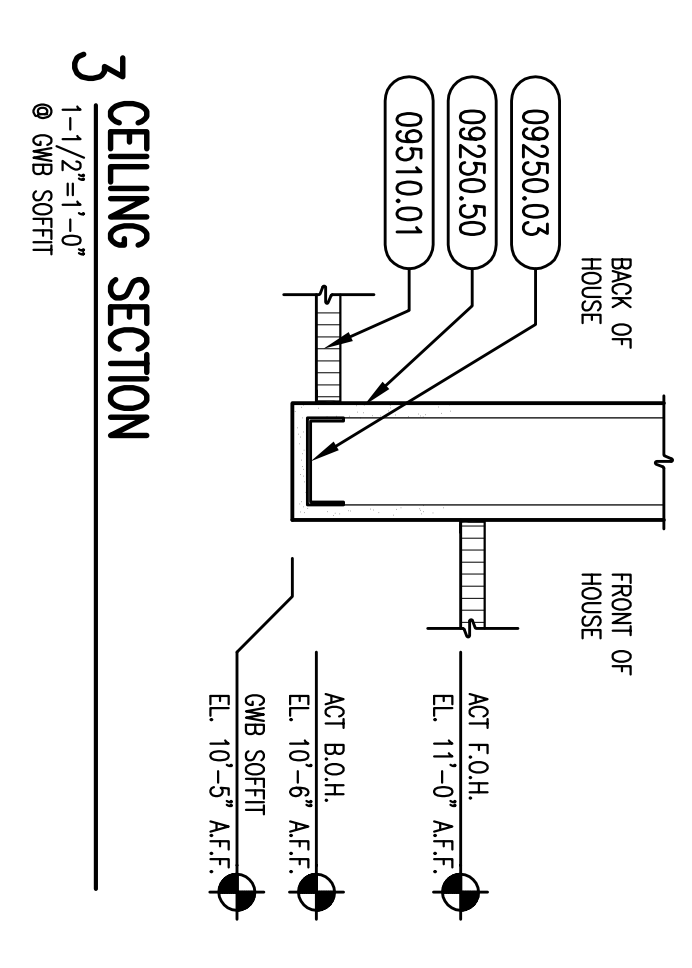


1 REFLECTED CEILING PLAN  
SCALE: 1/4"=1'-0"

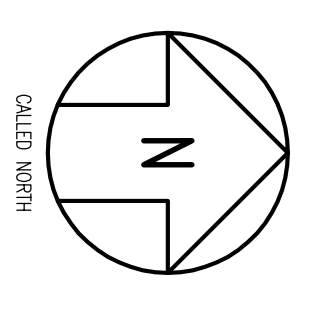


**LIGHT FIXTURE SCHEDULE**

TAG	SYMBOL	DESCRIPTION
RC-01		24" x 48" RECESSED CEILING FIXTURE
CF-01		COMBO EXHAUST FAN/LIGHT
RF-01		6" RECESSED FAN/LIGHT
CL-01		6" RECESSED CAN LIGHT
ES-01		EXIT SIGN



2 FINISHES PLAN  
SCALE: 1/4"=1'-0"



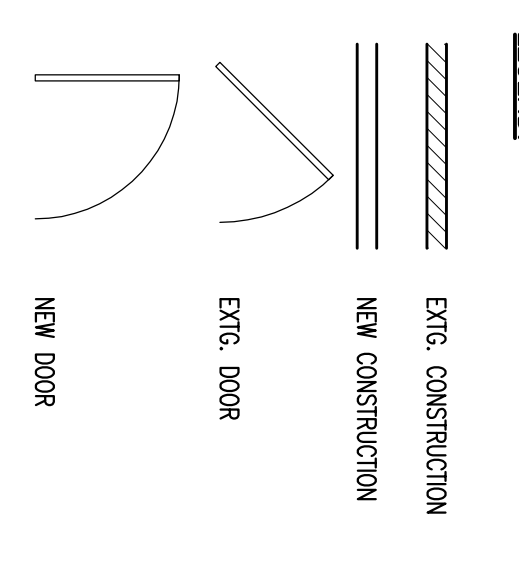
**FINISH SCHEDULE**

FLOOR	FINISH	DESCRIPTION
FLOOR	FT-1	WARRIOR AMERSONIC OR APPROVED COLOR: BY OWNER
	FT-2	WARRIOR AMERSONIC STAINO OR APPROVED EQUAL STYLE: CERAMIC TILE COLOR: BY OWNER
	FT-3	WARRIOR AMERSONIC STAINO OR APPROVED EQUAL STYLE: CERAMIC TILE COLOR: BY OWNER
WALLS	WT-1	WARRIOR AMERSONIC PREMIUM OR APPROVED EQUAL STYLE: SEMI-GLOSS COLOR: BY OWNER
	WT-2	MRS. BENJAMIN MOORE PREMIUM OR APPROVED EQUAL STYLE: SEMI-GLOSS NOTE: CHAIR RAIL
COUNTERTOP	CT-1	MRS. FRONCO OR APPROVED EQUAL COLOR: BY OWNER
	CT-2	MRS. FRONCO OR APPROVED EQUAL COLOR: BY OWNER
CEILING	CE-1	WARRIOR AMERSONIC OR APPROVED EQUAL COLOR: WHITE
	CE-2	MRS. AMERSONIC OR APPROVED EQUAL STYLE: TRIMLINE COLOR: WHITE

NOTES:  
1. DIMENSIONS GIVEN PERSH TO  
WALLS AT SERVICE AREA.  
2. WIRE RACKING TO BE INSTALLED  
ABOVE COUNTERTOPS.

- GENERAL NOTES:**
- FIELD VERIFY ALL DIMENSIONS AND CONDITIONS. PROVIDE NOTICE OF ANY ERRORS, OMISSIONS, DISCREPANCIES, OR OTHER PROBLEMS IMMEDIATELY UPON DISCOVERY, AND BEFORE PROCEEDING WITH THE WORK.
  - ALL INDICATIONS AND NOTATIONS ON THE DRAWINGS APPLYING TO ONE AREA, COMPONENT, OR CONDITION SHALL APPLY TO ALL OTHER SIMILAR AREAS, COMPONENTS OR CONDITIONS, UNLESS CLEARLY INDICATED OTHERWISE.
  - DIMENSIONS ARE TAKEN FROM COLUMN CENTER LINES AND FROM FACE OF STUD. CLEAR DIMENSIONS SHALL TAKE PRECEDENCE OVER ANY OTHER DIMENSION.
  - MECHANICAL, ELECTRICAL, FIRE PROTECTION, PLUMBING ARE DESIGNED/ BUILD AND ARE TO BE PROVIDED AND COORDINATED BY THE GENERAL CONTRACTOR AND OWNER.
  - NOTE: GENERAL CONTRACTOR TO COORDINATE ALL UTILITY REQUIREMENTS AND LOCATIONS TO BACK OF BUILDING FOR EACH TENANT AND BUILDING DRAINAGE.
  - NOTE: GENERAL CONTRACTOR TO COORDINATE ELECTRICAL TRANSFORMER LOCATION WITH UTILITY COMPANY.
  - NOTE: GC TO COORDINATE LOCATION OF HOUSE ELECTRICAL PANEL.

- CEILING NOTES:**
- ALL CEILING GRIDS CENTERED IN ROOM, UNLESS OTHERWISE NOTED.
  - BIDDERS TO VERIFY MINIMUM LIGHTING LEVELS AS NOTED IN MEP PERFORMANCE SPECIFICATIONS.
  - ALLOW FOR JUNCTION BOX FOR EXTERIOR LIGHTING AT EXITS.
  - BIDDERS TO VERIFY SWITCHING AND LOCATION OF ENTRY DOOR.
- FINISH NOTES:**
- ALL WALLS TO BE FT-1, UNLESS OTHERWISE NOTED.
  - ALLOW FOR THRESHOLD STRIPE AND MARBLE SADDLE AT FINISH TRANSITIONS.
  - ALLOW FOR INSTALLATION OF 4# 8"x4" MENU BOARDS IN SEATING AREA.



**HERITAGE PROPERTY INVESTMENT TRUST, INC.**

**FULL BELLY DELI  
PINE TREE SHOPPING  
CENTER  
PORTLAND, ME**

**PERMIT SET**

Architects  
Interior Designers  
Planners  
Urban Designers

212 Elm Street  
Somerville, MA 02144  
617.623.5555

Project No: 03085-02  
Drawn By: MJH  
Checked By: KL  
Issue Date: 18 FEBRUARY 2005

Revisions:  
No. Date Description By

Drawing Title: **CEILING AND FINISHES PLANS**

SCALE: 1/4" = 1'-0"

Drawing Number: **A2.02**