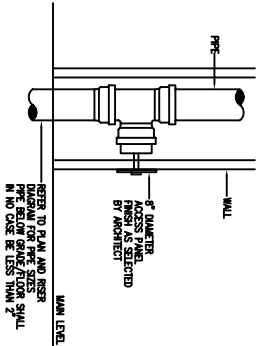
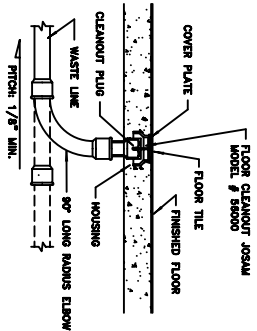


PLUMBING FIXTURE SCHEDULE									
NO.	FIXTURE	DRAIN SIZE	TRAP SIZE	WATER SUPPLY		STANDARD OF DESIGN	MODEL #	COLOR	DESCRIPTION
				COLD	HOT				
WC-1	FLOOR MOUNTED WATER CLOSET ADA	4"	INTERVAL	1/2"	-	AMERICAN STANDARD	CLOSET 2377/100 OR 2883/100	WHITE	HANDICAP FLOOR MOUNTED WATER CLOSET, LOW CONSUMPTION, 1.6 GPF, VITREOUS CHINA, COUPLED TRAP TYPE WITH ELEVATED SPINON ACTION REVERSE REQUIREMENTS
LN-1	WALL HUNG WATER CLOSET LAVATORY	1-1/2"	1-1/2"	1/2"	1/2"	AMERICAN STANDARD	LUCERNE C036L421	WHITE	WALL HUNG, WHITE VITREOUS CHINA WITH FRONT OVERFLOW AND CONCEALED WALL HANGER
LS-1	DOUBLE BOWL SINK	1-1/2"	1-1/2"	1/2"	1/2"	ELKAY	UC2918	STAINLESS STEEL	18-20" STAINLESS STEEL DOUBLE BOWL, SINGLE LEVER, 3 HOLE
LS-2	SINGLE BOWL SINK	1-1/2"	1-1/2"	1/2"	1/2"	ELKAY	UC2219	STAINLESS STEEL	18-22" STAINLESS STEEL SINGLE BOWL, SINGLE LEVER, 2 HOLE
LS-3	ISLAND SINKS	1-1/2"	1-1/2"	1/2"	1/2"	ISLAND SINKS AND FAUCETS ARE PROVIDED BY MILL WORK VENDOR AND INSTALLED BY PLUMBING CONTRACTOR.			
SS-1	SERVICE SINK	3"	3"	3/4"	3/4"	MASTEE	EL MODEL 14-UC20	WHITE	LAUNDRY TUB, 25" WIDE, 25" FRONT TO BACK AND 13" DEEP
FD-1	FLOOR DRAIN	4"	4"	1/2"	-	ZURN	Z-415-BB-2N-V	-	FLOOR DRAIN WITH 6" ADJUSTABLE NICKEL-BRONZE STRAINER
CD	CLEANOUT	4"	-	-	-	ZURN	Z-400-L-2N	-	FAUCET IS PROVIDED WITH KIT

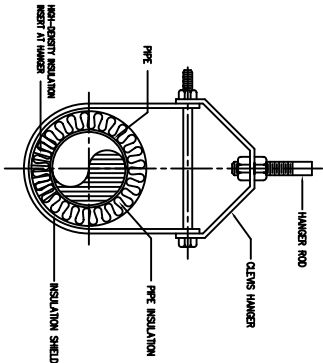
DOMESTIC WATER HEATER SCHEDULE									
UNIT NO.	LOCATION	QUANTITY	VALUE (GALLONS)	KW	FUEL TYPE	ELEC. CHGR.			REMARKS
						VOLT	PH	HZ	
1	MECHANICAL ROOM 117	1	65	4.5	ELECTRIC	240	1	60	BRANDFORD WHITE W-I-65980S



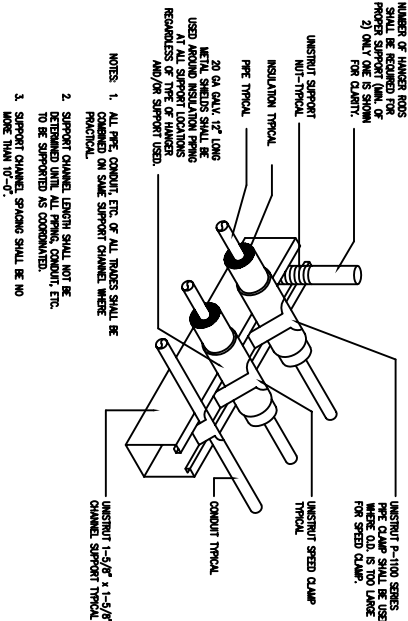
3 CLEANOUT DETAIL ABOVE SLAB
NOT TO SCALE



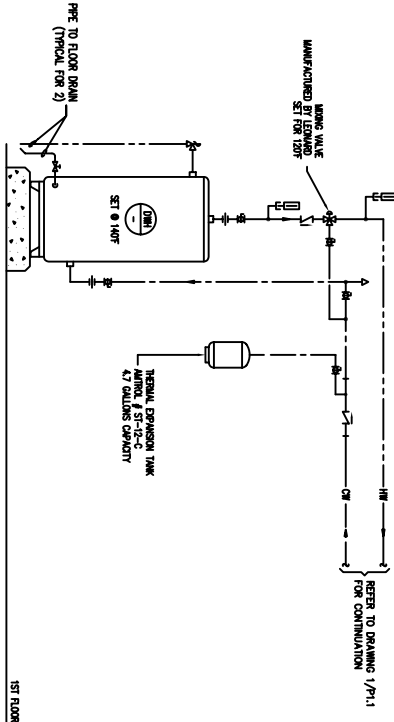
4 FLOOR CLEANOUT DETAIL
NOT TO SCALE



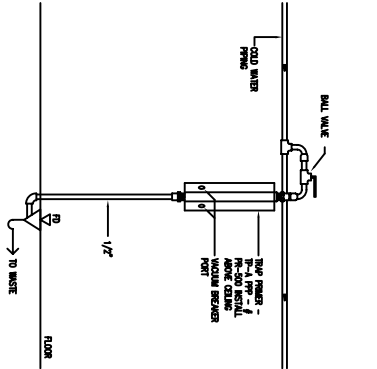
5 CLEVIS HANGER DETAIL
NOT TO SCALE



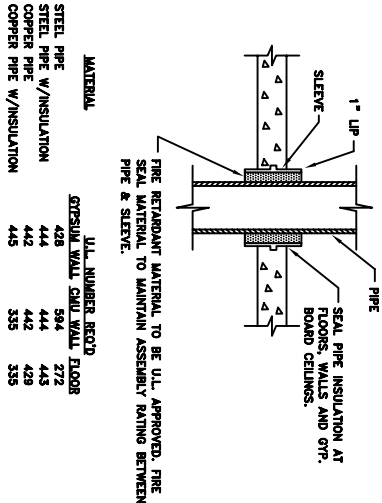
1 PIPING SUPPORT ABOVE CEILING
NOT TO SCALE



2 DOMESTIC WATER HEATER DETAIL
NOT TO SCALE



6 TRAP PRIMER DETAIL
NOT TO SCALE



7 PIPE SLEEVE DETAIL
NOT TO SCALE

SEAL

AME DESIGNERS, INC.
610 Ocean View Suite 210
New York, New York 10014
PHONE: (212) 223-1000
FAX: (212) 223-1000
E-MAIL: amedesigners@aol.com
WWW: www.amedesigners.net

HOWARD J. MARESCH, JR. — ARCHITECT

ARCHITECTURE
SPACE PLANNING
INTERIOR DESIGN

160 COUNTRY LANE
LANGHORNE, PENNSYLVANIA
19047-2108
OFFICE 215-757-7007
FAX 215-757-6831

NEW OFFICE FOR
ASPEN DENTAL
PINE TREE SHOPPING CENTER
1030 BRIGHTON AVENUE
PORTLAND, MAINE 04102

SCHEDULES & DETAILS
PLUMBING

DATE: 08 FEBRUARY 2006
SCALE: AS NOTED
JOB NO.: 0602
REVISIONS:

P3.1