AR-12 ø47 1/4" WALL BADGE (INSTALL)

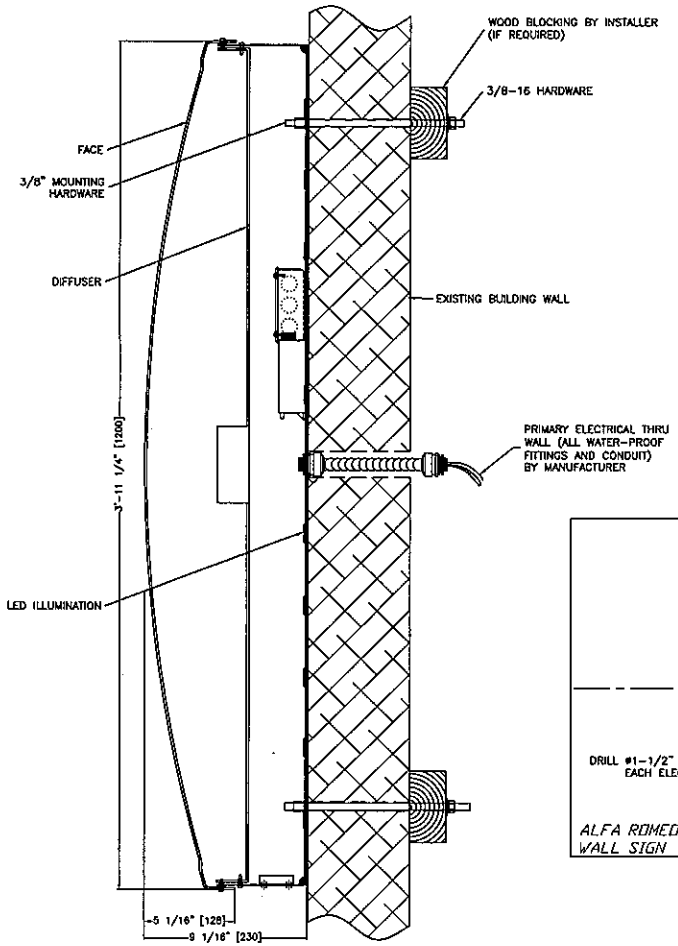

TYPICAL MOUNTING DETAIL



FRONT ELEVATION DETAIL

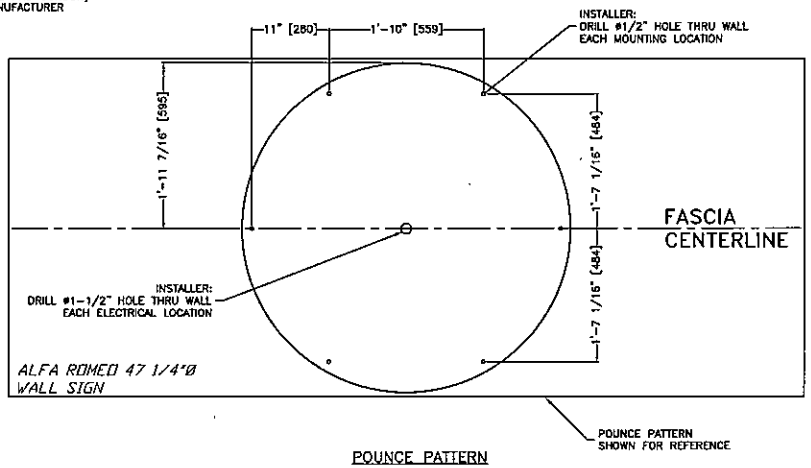

POUNCE PATTERN

SHIPPING LIST

FN	DESCRIPTION
1	AR-12 ALFA ROMEO WALL BADGE ASSEMBLY
2	HANDY BOX 2X4
3	HANDY BOX COVER
4	1/2" LIQUIDTITE CONNECTOR
5	3/8-16 STAIN STL THREADED ROD X 12" LONG - (SHIP # REQ'D)
6	3/8-16 HARDWARE (PER ROD - 2 FLAT WASHERS, 1 LOCK WASHER, 1 NUT)
7	DRAWING (SEND PRINTED COPY OF THIS DRAWING W/ EACH SET)
8	POUNCE PATTERN (SEND FULL-SIZE PAPER COPY OF MOUNTING PATTERN)

INSTALLATION INSTRUCTIONS:

1. SECURE POUNCE PATTERN TO WALL. ELECTRICAL HOLES SHOULD LINE UP W/ FASCIA CENTERLINE.
2. DRILL HOLES PER PROVIDED POUNCE PATTERN.
3. MOUNT SIGN TO WALL AS REQ'D BY SITE CONDITIONS (SEE CHART). INSTALL WOOD BLOCKING IF NECESSARY.
4. RUN ELECTRICAL PER LED MANUFACTURER AND TEST LIGHT SIGNS.
5. INSTALLATION TO MEET ALL NEC, UL, AND LOCAL CODE REQUIREMENTS.
6. CLEAN SITE OF ALL INSTALLATION DEBRIS.

MOUNTING HARDWARE CHART

	MASONRY	WOOD	METAL
3/8" BOLTS THRU WALL	*	*	*
3/8" HILTI HLC SLEEVE ANCHORS	*		
3/8" LAG BOLTS		*	

ELECTRICAL INFORMATION:

CIRCUITS REQUIRED: (1) 20 AMP
TOTAL CONNECTION LOAD: 0.5A - 120V
ALL ELECTRICAL COMPONENTS TO BE UL LISTED
GROUNDING PER UL AND NEC SPECIFICATIONS

DO NOT WIRE LEDs DIRECTLY TO 120V
LEDs MUST BE WIRED THRU MAIN POWER SUPPLY

principle

Principle Group
2035 Lakeside Centre Way
Suite 250
Knoxville, TN 37922
Main: 865.692.4058
Toll-free: 877.692.4058
www.principleglobal.com

The following document is for design intent purposes only and is the intellectual property of Principle Group. It shall not be reproduced and/or distributed for any purpose without prior written approval. The manufacturer shall be responsible for all structural, electrical, mechanical, and foundation engineering. These documents were not produced under an engineering services agreement.

Rev	Date	Initials	Description of change
-	----	---	-
-	----	---	-
-	----	---	-
-	----	---	-
-	----	---	-
-	----	---	-
-	----	---	-
-	----	---	-
RTP	12-18-15	WJS	DRAWING CHECKED AND APPROVED

principle Latest Revision: —

Drawing by: EZA Date: 12/18/15

Description: AR-12 #47 1/4" WALL BADGE (INSTALL)

Customer: ALFA ROMEO

Sht 1 of 1 Drawing: C094898