




X  Jessie Bullens-Crewe Building


SQUARE FOOTAGE
17 SQ FT



13.5" x 186.29"
(17 SF)

 Daniel N. Crewe Building

SQUARE FOOTAGE
7 SQ FT



Non-ADA Fabricated Signs Specifications

Job Name: Breakwater School	
Job #: 15493	
Customer Name: Breakwater School	
Scope: Donor Letters	
Sales Rep: BR	Drawn By: JK
Revision #: 4	
Date: 2/19/2015	
File Location: Breakwater School 15493	
WELCH SIGNAGE EST. '72	207.683.6200 WWW.WELCHUSA.COM

Sign Components

Face Material: 1/2" PVC
Edges: Straight
Corners: Square
West System: No
Insert: NA
1st Surface Color: Breakwater Colors TBD
2nd Surface Color: NA
Vinyl Color: NA
2nd Layer Material: NA
1st Surface Color: NA
2nd Surface Color: NA
Sides: Single

Graphic Content

Process: Stud Mounted Letters
Copy Height: See Drawing
Copy Style: Futura Book
Copy Color: Breakwater Blue TBD

Mounting

Hardware: NA	
Holes: NA	
Mounting Location: See Photo	
Tape: NA	
Mounting Surface: Wood	
Glass Backer mat: Vinyl NA	Color: NA

Frame

Type: NA
Size: NA
Color: NA

Approved By: _____ Date: _____