BEACON
design . performance . technology
www.beaconproducts.com

Type: VP–S4
Project Name: ODFL PORTLAND, MA
Notes:

rev. 05.14.2014
VIPER - SMALL (LED)
Small Viper Luminaire
Max Weight: 15.0 lbs
Max EPA: 0.67 sq ft

Sample Ordering	VP-S	30NB-90	5K	T5R	UNV	PCR-TL	SF2	BBT
	A	B	C	D	E	F	G	H

DETAILS

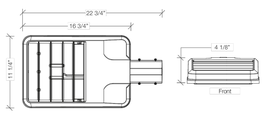

MOUNTING OPTIONS

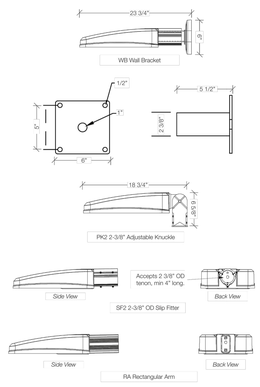

A. MODEL	
VP-S	Viper - Small

B. ENGINE-WATTS	
22NB-70	70 Watts - LED array
30NB-70	70 Watts - LED array
30NB-90	90 Watts - LED array

C. CCT - COLOR TEMP	
5K	5000K (std.)

D. OPTICS	
T2	type II
T3	type III
T4	type IV
T5R	type V, rectangular
T5QM	type V, square medium
T5W	type V, round wide

E. VOLTAGE	
UNV	120-277V
347V	347V
480V	480V

F. ELECTRICAL OPTIONS	
PCR-TL	photocell, twist-lock
PCR-SC	photocell, shorting cap
2PF	dual power feed [1,2]

G. MOUNTING OPTIONS	
RA	rectangular arm
SF2	2 3/8" OD slip-fitter
PK2	2 3/8" adjustable knuckle
WB	wall bracket

H. COLOR	
BBT	basic black textured
BMT	black matte textured
WHT	white textured
MBT	metallic bronze textured
BZT	bronze textured
DBT	dark bronze textured
GYS	gray smooth
DPS	dark platinum smooth
GNT	green textured
MST	metallic silver textured
MTT	metallic titanium textured
OWI	old world iron
RAL	_____

DRILL PATTERN

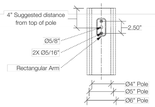

[1] not available with 30NB-90
[2] not available @ 347V or 480V input

BEACON
design . performance . technology
www.beaconproducts.com

Type: VP–A3, VP–A4, VP–A5, F
Project Name: ODFL PORTLAND, MA
Notes:

rev. 05.14.2014
VIPER - LARGE (LED)
Large Viper Luminaire
Max Weight: 25.0 lbs
Max EPA: 1 sq ft

Sample Ordering	VP-L	96NB-280	5K	T5R	UNV	PCR-TL	SF2	BBT
	A	B	C	D	E	F	G	H

DETAILS

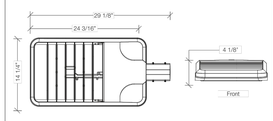

MOUNTING OPTIONS

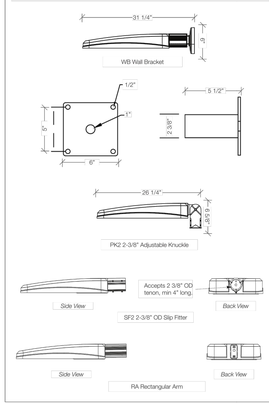

A. MODEL	
VP-L	Viper - Large

B. ENGINE-WATTS	
64NB-135	135 Watts - LED array
64NB-190	190 Watts - LED array
80NB-180	180 Watts - LED array
80NB-235	235 Watts - LED array
96NB-220	220 Watts - LED array
96NB-280	280 Watts - LED array
5K	5000K (std.)

D. OPTICS	
T2	type II
T3	type III
T4	type IV
T5R	type V, rectangular
T5QM	type V, square medium
T5W	type V, round wide

E. VOLTAGE	
UNV	120-277V
347V	347V
480V	480V

F. ELECTRICAL OPTIONS	
PCR-TL	photocell, twist-lock
PCR-SC	photocell, shorting cap
2PF	dual power feed [1,2]

G. MOUNTING OPTIONS	
RA	rectangular arm
SF2	2 3/8" OD slip-fitter
PK2	2 3/8" adjustable knuckle
WB	wall bracket

H. COLOR	
BBT	basic black textured
BMT	black matte textured
WHT	white textured
MBT	metallic bronze textured
BZT	bronze textured
DBT	dark bronze textured
GYS	gray smooth
DPS	dark platinum smooth
GNT	green textured
MST	metallic silver textured
MTT	metallic titanium textured
OWI	old world iron
RAL	_____

DRILL PATTERN

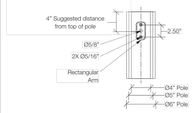

[1] not available on 64NB-135
[2] not available @ 347V or 480V input

TYPICAL FOR VP–A3, VP–A4, VP–S4, VP–A5 & F

TYPE: VP–A3, VP–A4, VP–A5 & F

TYPE: VP–S4



RNTA SERIES

ENGINEERING DATA

Maximum EPA - Square Feet

Catalog Number	Maximum Flat. wgt.	100 MPH	90 MPH	80 MPH	70 MPH
RNTA 105-125	175	8.7	10.8	13.9	18.8
RNTA 125-125	175	6.8	8.3	10.6	14.6
RNTA 145-125	175	4.4	5.5	7.1	9.9
RNTA 145-188	250	8.3	10.3	13.4	18.1
RNTA 165-125	100	3.2	4.0	5.2	7.3
RNTA 165-188	200	5.4	6.6	8.5	11.7
RNTA 185-125	100	2.2	2.9	3.8	5.6
RNTA 185-188	200	4.1	5.2	6.7	9.5
RNTA 205-188	200	3.1	4.0	5.2	7.6

All above design calculations are based on sustained wind forces plus additional 13 wind gust.
[Example: Pole rated at 80 MPH withstands 80/4 MPH gusts]

ORDERING INFORMATION

ORDERING DATA	POLES	MOUNTING	FINISH	OPTIONS
MODEL NO.: RNTA	POLES	MOUNTING	FINISH	OPTIONS

POLES

	POLE HEIGHT	WALL THICKNESS	BOLT CIRCLE	HANDHOLE
☐ 105-125	10'	.125	11½"	3/4"X24"X3"
☐ 125-125	12'	.125	11½"	3/4"X24"X3"
☐ 145-125	14'	.125	11½"	3/4"X24"X3"
☐ 145-188	14'	.188	11½"	3/4"X24"X3"
☐ 165-125	16'	.125	11½"	3/4"X24"X3"
☐ 165-188	16'	.188	11½"	3/4"X24"X3"
☒ 185-125	18'	.125	11½"	3/4"X24"X3"
☐ 185-188	18'	.188	11½"	3/4"X24"X3"
☐ 205-188	20'	.188	11½"	3/4"X24"X3"

☐ OTHER HEIGHTS SPECIFY_____

MOUNTING

☐ 3/8"X4" TENON **PT23**
☐ 7/8"X4" TENON **PT27**
☐ OTHER TENON W/T _____

DRILL MOUNT
☒ (1)_____ ☐ (2)90°
☐ (3)180° ☐ (4)90°
☐ (5)90° ☐ (6)120°

2-90, 3-90, 4-90 REQUIRES **PT27** AND **T489** ADAPTER
3-120 REQUIRES **PT27** AND **T3120** ADAPTER

FINISH

STANDARD TEXTURED FINISH
☐ BLACK **RAL-9005-T**
☐ WHITE **RAL-9003-T**
☐ BRONZE **RAL-7024-T**
☒ DRK BRONZ **RAL-8019-T**
☐ GREEN **RAL-6005-T**
OPTION:
☐ BRONZE ANODIZED **ABR3**
☐ NATURAL ANODIZED **AN**
☐ BLACK ANODIZED **ABK3**
☐ SPECIAL FINISH SMOOTH FINISH PREFIXED BY **SF** EXAMPLE: **SFAL-9005**
SEE FINISH FILTER SECTION FOR COLORS

OPTIONS

☐ DUPLEX RECEPTACLE **DUP**
☐ GFI RECEPTACLE **GFI**
☐ 3 WAY ADAPTER **T3120**
☐ 4 WAY ADAPTER **T490**
☐ ROUND BASE COVER **RBC**
☐ 1/2" COUPLING **CPLN1/2**
☐ 3/4" COUPLING **CPLN3/4**
☐ 2" COUPLING **CPLN2**
(SPECIFY COUPLING LOCATION)

SEE ACCESSORIES SECTION FOR OTHER OPTIONS

U.S. ARCHITECTURAL LIGHTING
F1-36

ROUND POLE TYPICAL FOR VP–A3, VP–A4, VP–S4, VP–A5

TYPICAL FOR VP–A3, VP–A4, VP–S4, VP–A5 & F

3

NEW SHEET ADDED

ORA
Consulting Engineers
Oliver-Rhoads & Associates, Inc.
301 Industrial Boulevard
Tullahoma TN 37388
Office: 931.454.9940
Fax: 931.454.2338
www.oliver-rhoads.com

STATE OF MAINE
Anthony Lupo
10801
LICENSED
PROFESSIONAL ENGINEER
4/15/14

CHASE

Contractor:
DF Chase, Inc.
3001 Armory Drive
Suite 225
Nashville, TN 37204

OLD DOMINION FREIGHT LINE

OFFICE RENOVATION & DOCK ADDITION:
OLD DOMINION FREIGHT LINE
ODFL PORTLAND, ME
185 RAND ROAD
PORTLAND, ME 04102

CONSTRUCTION DRAWINGS FOR PERMIT	4/25/2014
2 SITE LIGHTING CHG	5/21/14
3 REVIEW COMMENTS	6/10/14

Project No. 13061.00

The Architect hereby reserves its common law copyright and other property rights in these plans, ideas and designs which are not to be reproduced, changed or copied in any form or manner whatsoever; nor are they to be assigned to any third party without first obtaining the express written permission from the Architect. The drawing is not final or to be used for construction until signed by the Architect.

Sheet Name:
SITE LIGHTING SPECS

Sheet Number:
ES1.1B

ORA JOB# 01014