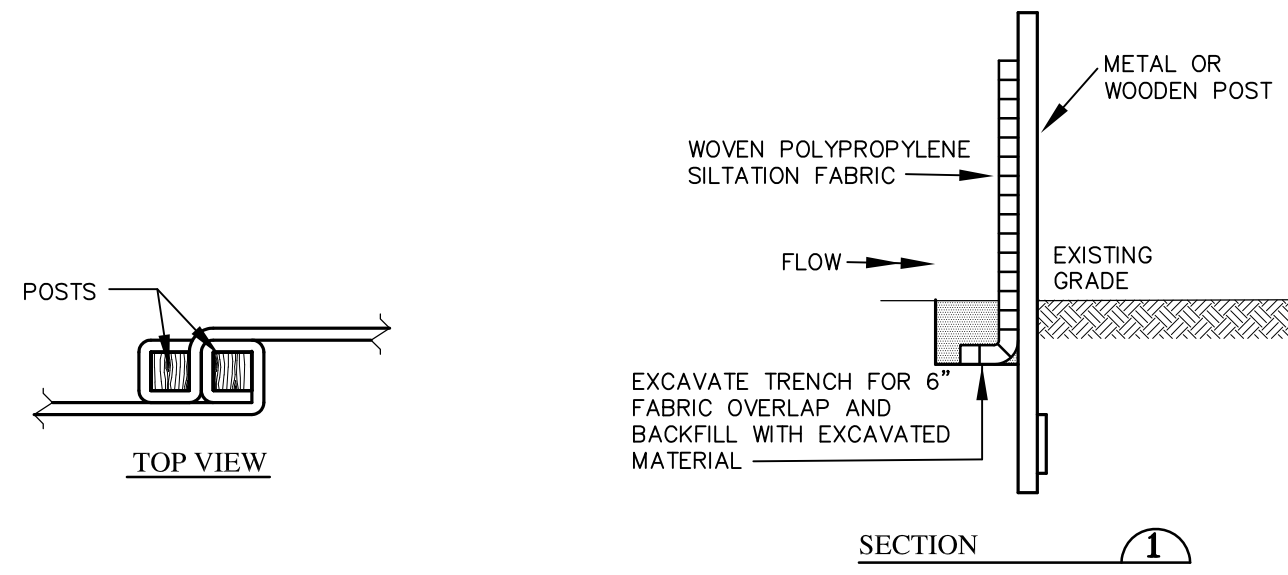
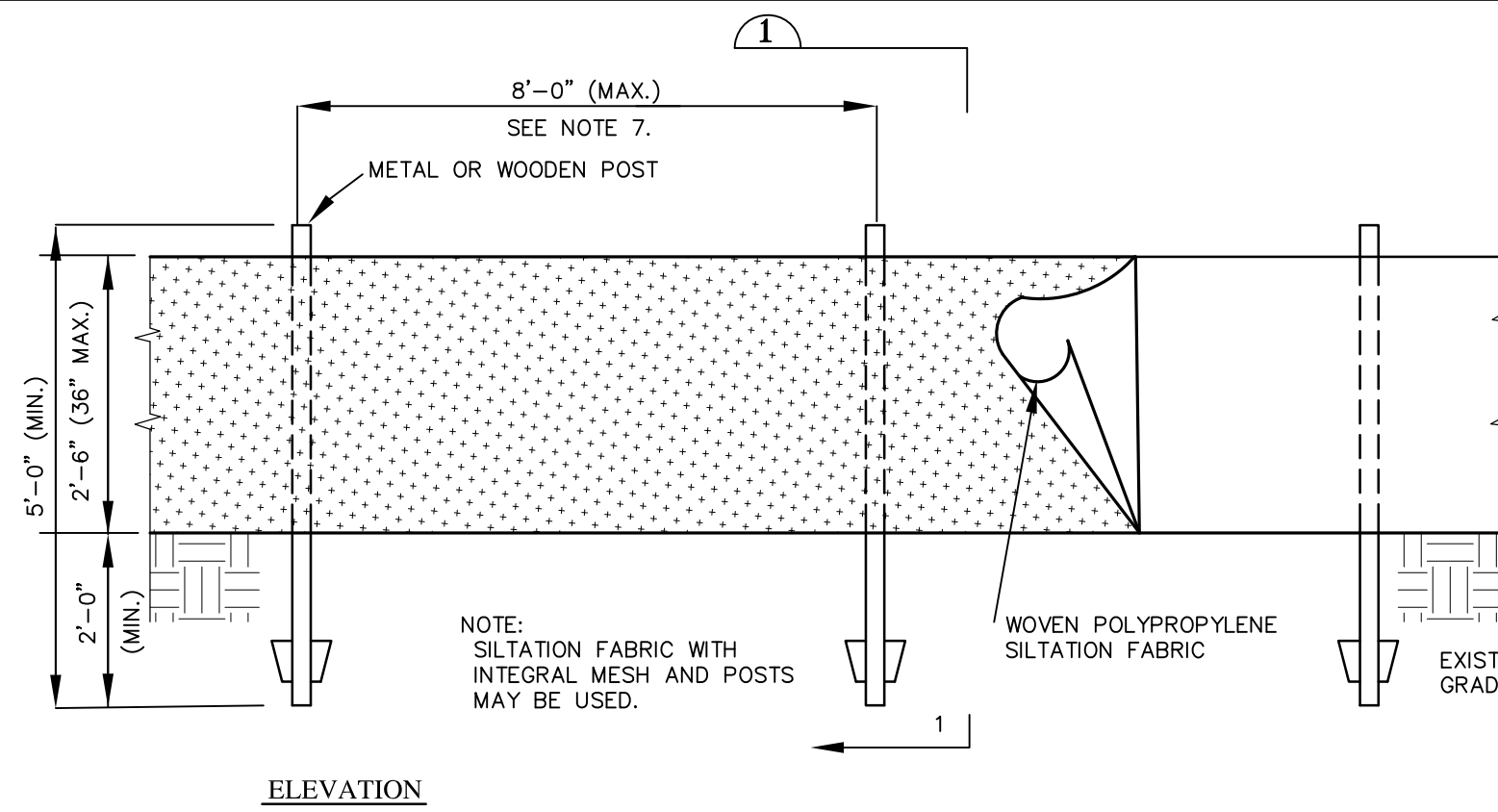


- NOTES:
1. ALL MATERIALS TO MEET FILTREXX SPECIFICATIONS
 2. SILTSOXX COMPOST/SOIL/ROCK/SEED FILL TO MEET APPLICATION REQUIREMENTS
 3. SILTSOXX DEPICTED IS FOR MINIMUM SLOPES. GREATER SLOPES MAY REQUIRE LARGER SOCKS PER THE ENGINEER.
 4. COMPOST MATERIAL TO BE DISPersed ON SITE, AS DETERMINED BY ENGINEER.
 5. SILT FENCE MAY BE USED AS AN ALTERNATE "SEDIMENT BARRIER OPTION"



- INSTALLATION:
1. EXCAVATE A 6" X 6" TRENCH ALONG THE LINE OF PLACEMENT FOR THE FILTER BARRIER.
 2. UNROLL A SECTION AT A TIME AND POSITION THE POSTS AGAINST THE BACK (DOWNSTREAM) WALL OF THE TRENCH.
 3. DRIVE POSTS INTO THE GROUND UNTIL APPROXIMATELY 2" OF FABRIC IS LYING ON THE TRENCH BOTTOM.
 4. LAY THE TOE-IN FLAP OF FABRIC ONTO THE UNDISTURBED BOTTOM OF THE TRENCH. BACK FILL THE TRENCH AND TAMP THE SOIL.
 5. JOIN SECTION AS SHOWN IN TOP VIEW.
 6. BARRIER SHALL BE MIRAFI SILT FENCE (100X) OR APPROVED EQUIVALENT.
 7. A STONE "Fillet" MAY BE USED FOR ANCHORING FABRIC IF IT CANNOT BE KEYED IN.

EROSION AND SEDIMENTATION NOTES:
 1. CONTRACTOR SHALL FOLLOW BEST MANAGEMENT PRACTICES OF THE CUMBERLAND COUNTY SOIL CONSERVATION SERVICE AND THE MAINE DEP BEST MANAGEMENT PRACTICES HANDBOOK.

GENERAL EROSION AND SEDIMENTATION CONTROL PRACTICES:
 EROSION/SEDIMENT CONTROL DEVICES:
 THE FOLLOWING EROSION SEDIMENTATION CONTROL DEVICES ARE PROPOSED FOR CONSTRUCTION ON THIS PROJECT. INSTALL THESE DEVICES AS INDICATED ON THE PLANS.

1. SEDIMENT BARRIER: SILT SOXX OR APPROVED EQUAL WILL BE INSTALLED ALONG THE DOWN GRADING EDGES OF DISTURBED AREAS TO TRAP RUNOFF BORNE SEDIMENTS UNTIL THE SITE IS STABILIZED. IN AREAS WHERE STORMWATER DISCHARGES THE SEDIMENT BARRIER WILL BE REINFORCED WITH HAY BALES TO HELP MAINTAIN THE INTEGRITY OF THE SEDIMENT BARRIER AND TO PROVIDE ADDITIONAL TREATMENT.
2. HAY BALES: HAY BALES TO BE PLACED IN LOW FLOW DRAINAGE SWALES AND PATHS TO TRAP SEDIMENTS AND REDUCE RUNOFF VELOCITIES. DO NOT PLACE HAY BALES IN FLOWING WATER OR STREAMS.
3. RIPRAP: PROVIDE RIPRAP IN AREAS WHERE CULVERTS DISCHARGE OR AS SHOWN ON THE PLANS.
4. LOAM, SEED, & MULCH: ALL DISTURBED AREAS, WHICH ARE NOT OTHERWISE TREATED, SHALL RECEIVE PERMANENT SEEDING AND MULCH TO STABILIZE THE DISTURBED AREAS. THE DISTURBED AREAS WILL BE REVEGETATED WITHIN 5 DAYS OF FINAL GRADING. SEEDING REQUIREMENTS ARE PROVIDED AT THE END OF THIS SPECIFICATION.
5. STRAW AND HAY MULCH: USED TO COVER DENUDEED AREAS UNTIL PERMANENT SEED OR EROSION CONTROL MEASURES ARE IN PLACE. MULCH BY ITSELF CAN BE USED ON SLOPES LESS THAN 15% IN SUMMER AND 8% IN WINTER. JUTE MESH IS TO BE USED OVER MULCH ONLY.
6. IN LIEU OF MULCH, USE EROSION CONTROL BLANKET (EQUAL TO NORTH AMERICAN GREEN SC150) TO STABILIZE AREAS OF CONCENTRATED FLOW AND DRAINAGE WAYS.

TEMPORARY EROSION/SEDIMENTATION CONTROL MEASURES:
 PROVIDE THE FOLLOWING TEMPORARY EROSION/SEDIMENTATION CONTROL MEASURES DURING CONSTRUCTION OF THE DEVELOPMENT:

1. SEDIMENT BARRIER ALONG THE DOWNGRADIENT SIDE OF THE PARKING AREAS AND OF ALL FILL SECTIONS. THE SEDIMENT BARRIER WILL REMAIN IN PLACE UNTIL THE SITE IS 85% REVEGETATED.
2. HAY BALES PLACED AT KEY LOCATIONS TO SUPPLEMENT THE SEDIMENT BARRIER.
3. PROTECT TEMPORARY STOCKPILES OF STUMPS, GRUBBINGS, OR COMMON EXCAVATION AS FOLLOWS:
 A. SOIL STOCKPILE SIDE SLOPES SHALL NOT EXCEED 2:1.
 B. AVOID PLACING TEMPORARY STOCKPILES IN AREAS WITH SLOPES OVER 10 PERCENT, OR NEAR DRAINAGE SWALES. SEE ITEM 3 IN CONSTRUCTION PHASE NOTES BELOW.
 C. STABILIZE STOCKPILES WITHIN 7 DAYS BY TEMPORARILY SEEDING WITH A HYDROSEED METHOD CONTAINING AN EMULSIFIED MULCH TACKIFIER OR BY COVERING THE STOCKPILE WITH MULCH.
 D. SURROUND STOCKPILE SOIL WITH SEDIMENT BARRIER AT BASE OF PILE.
4. ALL DENUDEED AREAS WHICH HAVE BEEN ROUGH GRADED AND ARE NOT LOCATED WITHIN THE BUILDING PAD, OR PARKING AND DRIVEWAY SUBBASE AREA SHALL RECEIVE MULCH WITHIN 30 DAYS OF INITIAL DISTURBANCE OF SOIL OR WITHIN 7 DAYS AFTER COMPLETING THE ROUGH GRADING OPERATIONS. IN THE EVENT THE CONTRACTOR COMPLETES FINAL GRADING AND INSTALLATION OF LOAM AND SOD WITHIN THE TIME PERIODS PRESENTED ABOVE, INSTALLATION OF MULCH AND NETTING, WHERE APPLICABLE, IS NOT REQUIRED.
5. IF WORK IS CONDUCTED BETWEEN OCTOBER 15 AND APRIL 15, ALL DENUDEED AREAS ARE TO BE COVERED WITH HAY MULCH, APPLIED AT TWICE THE NORMAL APPLICATION RATE, AND ANCHORED WITH FABRIC NETTING. THE PERIOD BETWEEN FINAL GRADING AND MULCHING SHALL BE REDUCED TO A 15 DAY MAXIMUM.
6. TEMPORARY EROSION CONTROL MEASURES SHALL BE REMOVED ONCE THE SITE HAS BEEN STABILIZED OR IN AREAS WHERE PERMANENT EROSION CONTROL MEASURES HAVE BEEN INSTALLED.

PERMANENT EROSION CONTROL MEASURES:
 THE FOLLOWING PERMANENT CONTROL MEASURES ARE REQUIRED BY THIS EROSION/SEDIMENTATION CONTROL PLAN:

1. ALL AREAS DISTURBED DURING CONSTRUCTION, BUT NOT SUBJECT TO OTHER RESTORATION (PAVING, RIPRAP, ETC.), WILL BE LOAMED, LIMED, FERTILIZED AND SEED. NATIVE TOPSOIL SHALL BE STOCKPILED AND REUSED FOR FINAL RESTORATION WHEN IT IS OF SUFFICIENT QUALITY.
2. SLOPES GREATER THAN 2:1 WILL RECEIVE RIPRAP. (NONE ANTICIPATED)

POST-CONSTRUCTION REVEGETATION:
 THE FOLLOWING GENERAL PRACTICES WILL BE USED TO PREVENT EROSION AS SOON AS AN AREA IS READY TO UNDERGO FINAL GRADING.

1. A MINIMUM OF 6" OF LOAM WILL BE SPREAD OVER DISTURBED AREAS AND GRADED TO A UNIFORM DEPTH AND NATURAL APPEARANCE, OR STONE WILL BE PLACED ON SLOPES TO STABILIZE SURFACES.
2. IF FINAL GRADING IS REACHED DURING THE NORMAL GROWING SEASON (4/15 TO 9/15), PERMANENT SEEDING WILL BE DONE AS SPECIFIED BELOW. PRIOR TO SEEDING, LIMESTONE SHALL BE APPLIED AT A RATE OF 138 LBS/1000 SQ. FT. AND 10:20:20 FERTILIZER AT A RATE OF 18.4 LBS/1000 SQ.FT WILL BE APPLIED. BROADCAST SEEDING AT THE FOLLOWING RATES:

LAWNS SHALL BE: ALLEN, STERLING & LATHROP "TUFTURF", 70% DIAMOND TALL FESCUE, 20% PLEASURE OLUS PERENNIAL RYEGRASS, 10% BARON KENTUCKY BLUEGRASS. SEEDING RATE SHALL BE 7-LBS./1,000 SQ. FT.

SWALES SHALL BE: WILDFLOWER MEADOW: (SEED) FESTUCA OVINA SHEEP FESCUE; SOW AT A RATE OF 12 OZ. PER 1,000 SQFT. TRIFOLIUM REPENS WHITE CLOVER; SOW AT A RATE OF 3/4 OZ.PER 1,000 SQFT. (FLOWERS) ACHILLEA MILLEFOLIUM YARROW; AQUILEGIA CANADENSIS COLUMBINE; ASCLEPIAS TUBEROSE BUTTERFLY MILKWED. ASTER NOVAE-ANGIAE NEW-ENGLAND ASTER, BAPTISIA AUSTRALIS WILD INDIGO, BOLTONIA ASTEROSD FALSE ASTER, CHRYSANTHEMUM LEUCANTHEMUM OXEYE DAISY, DIGITALIS PURPUREA FOXGLOVE, ECHINACEA PURPUREA PURPLE CONEFLOWER, LUPINUS PERENNIS LUPINE, MONARDA FISTULOSA BERGAMOT, PAPAVER ORIENTALE ORIENTAL POPY, RUDBECKIA HIRTA BLACK-EYED SUSAN, SALVIA OFFICINALIS SAGE; SOW AT A RATE OF 1/3 OZ. EACH PER 1,000 SQFT. OR 4 OZ. PER 1,000 SQFT. IN COMBINATION

3. AN AREA SHALL BE MULCHED IMMEDIATELY AFTER IS HAS BEEN SEED. MULCHING SHALL CONSIST OF HAY MULCH, HYDRO-MULCH, JUTE NET OVER MULCH, PRE-MANUFACTURED EROSION MATS OR ANY SUITABLE SUBSTITUTE DEEMED ACCEPTABLE BY THE DESIGNER.

- A. HAY MULCH SHALL BE APPLIED AT THE RATE OF 2 TONS PER ACRE. HAY MULCH SHALL BE SECURED BY EITHER: (NOTE: SOIL SHALL NOT BE VISIBLE)
 - I. BEING DRIVEN OVER BY TRACKED CONSTRUCTION EQUIPMENT ON GRADES OF 5% AND LESS.
 - II. BLANKETED BY TACKED PHOTODEGRADABLE/BIODEGRADABLE NETTING, OR WITH SPRAY, ON GRADES GREATER THAN 5%.
 - III. SEE NOTE 6, GENERAL NOTES, AND NOTE 8, WINTER CONSTRUCTION.
- B. HYDRO-MULCH SHALL CONSIST OF A MIXTURE OF EITHER ASPHALT, WOOD FIBER OR PAPER FIBER AND WATER SPRAYED OVER A SEED. HYDRO-MULCH SHALL NOT BE USED BETWEEN 9/15 AND 4/15.

4. CONSTRUCTION SHALL BE PLANNED TO ELIMINATE THE NEED FOR SEEDING BETWEEN SEPTEMBER 15 AND APRIL 15. SHOULD SEEDING BE NECESSARY BETWEEN SEPTEMBER 15 AND APRIL 15 THE FOLLOWING PROCEDURE SHALL BE FOLLOWED. ALSO REFER TO NOTE 9 OF WINTER CONSTRUCTION.

- A. ONLY UNFROZEN LOAM SHALL BE USED.
- B. LOAMING, SEEDING AND MULCHING WILL NOT BE DONE OVER SNOW OR ICE COVER. IF SNOW EXISTS, IT MUST BE REMOVED PRIOR TO PLACEMENT OF SEED.
- C. WHERE PERMANENT SEEDING IS NECESSARY, ANNUAL WINTER RYE (1.2 LBS./1000 SQ.FT) SHALL BE ADDED TO THE PREVIOUSLY NOTED AREAS.
- D. WHERE TEMPORARY SEEDING IS REQUIRED, ANNUAL WINTER RYE (2.6 LBS./1000 SQ. FT.) SHALL BE SOWN INSTEAD OF THE PREVIOUSLY NOTED SEEDING RATE.
- E. FERTILIZING, SEEDING AND MULCHING SHALL BE APPLIED TO LOAM THE DAY THE LOAM IS SPREAD BY MACHINERY.
- F. ALTERNATIVE HAY MULCH SHALL BE SECURED WITH PHOTODEGRADABLE/BIODEGRADABLE NETTING. TRACKING BY MACHINERY ALONE WILL NOT SUFFICE.

5. FOLLOWING FINAL SEEDING, THE SITE WILL BE INSPECTED EVERY 30 DAYS UNTIL 85% COVER HAS BEEN ESTABLISHED. RESEEDING WILL BE CARRIED OUT BY THE CONTRACTOR WITHIN 10 DAYS OF NOTIFICATION BY THE ENGINEER THAT THE EXISTING CATCH IS INADEQUATE.

MONITORING SCHEDULE:
 THE CONTRACTOR IS RESPONSIBLE FOR INSTALLING, MONITORING, MAINTAINING, REPAIRING, REPLACING AND REMOVING ALL OF THE EROSION AND SEDIMENTATION CONTROLS OR APPOINTING A QUALIFIED SUBCONTRACTOR TO DO SO. MAINTENANCE MEASURES WILL BE APPLIED AS NEEDED DURING THE ENTIRE CONSTRUCTION CYCLE. AFTER EACH RAINFALL, A VISUAL INSPECTION WILL BE MADE OF ALL EROSION AND SEDIMENTATION CONTROLS AS FOLLOWS:

1. HAY BALE BARRIERS, SEDIMENT BARRIER, AND STONE CHECK DAMS SHALL BE INSPECTED AND REPAIRED ONCE A WEEK OR IMMEDIATELY FOLLOWING ANY SIGNIFICANT RAINFALL. SEDIMENT TRAPPED BEHIND THESE BARRIERS SHALL BE EXCAVATED WHEN IT REACHES A DEPTH OF 6" AND REDISTRIBUTED TO AREAS UNDERGOING FINAL GRADING. SHOULD THE HAY BALE BARRIERS PROVE TO BE INEFFECTIVE, THE CONTRACTOR SHALL INSTALL SEDIMENT BARRIER BEHIND THE HAY BALES.
2. VISUALLY INSPECT RIPRAP ONCE A WEEK OR AFTER EACH SIGNIFICANT RAINFALL AND REPAIR AS NEEDED. REMOVE SEDIMENT TRAPPED BEHIND THESE DEVICES ONCE IT ATTAINS A DEPTH EQUAL TO 1/2 THE HEIGHT OF THE DAM OR RISER. DISTRIBUTE REMOVED SEDIMENT OFF-SITE OR TO AN AREA UNDERGOING FINAL GRADING.

3. REVEGETATION OF DISTURBED AREAS WITHIN 25' OF DRAINAGE-COURSE/STREAM WILL BE SEED WITH THE "MEADOW AREA MIX" AND INSPECTED ON A WEEKLY BASIS OR AFTER EACH SIGNIFICANT RAINFALL AND RESEED AS NEEDED. EXPOSED AREAS WILL BE RESEED AS NEEDED UNTIL AREA HAS OBTAINED 100% GROWTH RATE. PROVIDE PERMANENT RIPRAP FOR SLOPES IN EXCESS OF 3:1 AND WITHIN 25' OF DRAINAGE COURSE.

EROSION CONTROL DURING WINTER CONSTRUCTION:
 1. WINTER CONSTRUCTION PERIOD: NOVEMBER 1 THROUGH APRIL 15.

2. WINTER EXCAVATION AND EARTHWORK SHALL BE COMPLETED SUCH THAT NO MORE THAN 1 ACRE OF THE SITE IS WITHOUT STABILIZATION AT ANY ONE TIME.
3. EXPOSED AREA SHALL BE LIMITED TO THOSE AREAS TO BE MULCHED IN ONE DAY PRIOR TO ANY SNOW EVENT. AT THE END OF EACH WORK WEEK NO AREAS MAY BE LEFT UNSTABILIZED OVER THE WEEKEND.
4. CONTINUATION OF EARTHWORK OPERATIONS ON ADDITIONAL AREAS SHALL NOT BEGIN UNTIL THE EXPOSED SOIL SURFACE ON THE AREA BEING WORKED HAS BEEN STABILIZED, SUCH THAT NO LARGER AREA OF THE SITE IS WITHOUT EROSION CONTROL PROTECTION AS LISTED IN ITEM 2 ABOVE.
5. AN AREA SHALL BE CONSIDERED TO HAVE BEEN STABILIZED WHEN EXPOSED SURFACES HAVE BEEN EITHER MULCHED WITH STRAW OR HAY AT A RATE OF 150 LB. PER 1000 S.F. (WITH OR WITHOUT SEEDING) OR DORMANT SEED, MULCHED AND ANCHORED SUCH THAT SOIL SURFACE IS NOT VISIBLE THROUGH THE MULCH. NOTE: AN AREA IS ALSO CONSIDERED STABILIZED IF SODDED, COVERED WITH GRAVEL (PARKING LOTS) OR STRUCTURAL SAND.
6. BETWEEN THE DATES OF OCTOBER 15 AND APRIL 1, LOAM OR SEED WILL NOT BE REQUIRED. DURING PERIODS OF ABOVE FREEZING TEMPERATURES THE SLOPES SHALL BE FINE GRADED AND EITHER PROTECTED WITH MULCH OR TEMPORARILY SEED AND MULCHED UNTIL SUCH TIME AS THE FINAL TREATMENT CAN BE APPLIED. IF THE DATE IS AFTER NOVEMBER 1 AND IF THE EXPOSED AREA HAS BEEN LOAMED, FINE GRADED WITH A UNIFORM SURFACE, THEN THE AREA MAY BE DORMANT SEED AT A RATE OF 3 TIMES HIGHER THAN SPECIFIED FOR PERMANENT SEED AND THEN MULCHED. IF CONSTRUCTION CONTINUES DURING FREEZING WEATHER, ALL EXPOSED AREAS SHALL BE CONTINUOUSLY GRADED BEFORE FREEZING AND THE SURFACE TEMPORARILY PROTECTED FROM EROSION BY THE APPLICATION OF MULCH. SLOPES SHALL NOT BE LEFT UNEXPOSED OVER THE WINTER OR ANY OTHER EXTENDED TIME OF WORK SUSPENSION UNLESS TREATED IN THE ABOVE MANNER. UNTIL SUCH TIME AS WEATHER CONDITIONS ALLOW, DITCHES TO BE FINISHED WITH THE PERMANENT SURFACE TREATMENT. EROSION SHALL BE CONTROLLED BY THE INSTALLATION OF BALES OF HAY, SEDIMENT BARRIER OR STONE CHECK DAMS IN ACCORDANCE WITH THE STANDARD DETAILS SHOWN ON THE DESIGN DRAWINGS. NOTE: DORMANT SEEDING SHOULD NOT BE ATTEMPTED UNLESS SOIL TEMPERATURE REMAINS BELOW 50 DEGREES AND DAY TIME TEMPERATURES REMAIN IN THE 30'S.
7. MULCH NETTING SHALL BE USED TO ANCHOR MULCH IN ALL DRAINAGE WAYS. SLOPES GREATER THAN 3% FOR SLOPES EXPOSED TO DIRECT WINDS AND FOR ALL OTHER SLOPES GREATER THAN 8% VEGETATED DRAINAGE SWALES SHALL BE LINED WITH EXCELSIOR OR CURLEX.
8. BETWEEN THE DATES OF OCTOBER 15 TO NOVEMBER 1, WINTER RYE IS RECOMMENDED FOR STABILIZATION. AFTER NOVEMBER 1, WINTER RYE IS NOT EFFECTIVE. AROUND NOVEMBER 15 OR LATER, ONCE TEMPERATURES OF THE AIR AND SOIL PERMIT, DORMANT SEEDING IS EFFECTIVE.
9. IN THE EVENT OF SNOWFALL (FRESH OR CUMULATIVE) GREATER THAN 1 INCH DURING WINTER CONSTRUCTION PERIOD ALL SNOW SHALL BE REMOVED FROM THE AREAS OF SEEDING AND MULCHING PRIOR TO PLACEMENT.

SITE INSPECTION AND MAINTENANCE:
 1. WEEKLY INSPECTIONS, AS WELL AS ROUTINE INSPECTIONS FOLLOWING RAIN FALLS, SHALL BE CONDUCTED BY THE GENERAL CONTRACTOR OF ALL TEMPORARY AND PERMANENT EROSION CONTROL DEVICES UNTIL FINAL ACCEPTANCE OF THE PROJECT (85% GRASS CATCH). NECESSARY REPAIRS SHALL BE MADE TO CORRECT DETERIORATING OR DETERIORATION. FINAL ACCEPTANCE SHALL INCLUDE A SITE INSPECTION TO VERIFY THE STABILITY OF ALL DISTURBED AREAS AND SLOPES. UNTIL FINAL INSPECTION, ALL EROSION AND SEDIMENTATION CONTROL MEASURES SHALL IMMEDIATELY BE CLEANED, AND REPAIRED BY THE GENERAL CONTRACTOR AS REQUIRED. DISPOSAL OF ALL TEMPORARY EROSION AND CONTROL DEVICES SHALL BE THE RESPONSIBILITY OF THE GENERAL CONTRACTOR.

IT IS RECOMMENDED THAT THE OWNER HIRE THE SERVICES OF THE DESIGN ENGINEER TO PROVIDE COMPLIANCE INSPECTIONS (DURING ACTIVE CONSTRUCTION) RELATIVE TO IMPLEMENTATION OF THE STORMWATER AND EROSION CONTROL PLANS. SUCH INSPECTIONS SHOULD BE LIMITED TO ONCE A WEEK OR AS NECESSARY AND BE REPORTABLE TO THE OWNER, TOWN AND DEP.

2. SHORT-TERM SEDIMENTATION MAINTENANCE SHALL BE THE RESPONSIBILITY OF THE CONTRACTOR TO CLEAN OUT ALL SWALES AND STRUCTURES PRIOR TO TURNING PROJECT OVER.
3. LONG-TERM PROVISIONS FOR PERMANENT MAINTENANCE OF ALL EROSION AND SEDIMENTATION CONTROL DEVICES AFTER ACCEPTANCE OF THE PROJECT SHALL BE THE RESPONSIBILITY OF THE OWNER.

CONSTRUCTION PHASE:
 THE FOLLOWING GENERAL PRACTICES WILL BE USED TO PREVENT EROSION DURING CONSTRUCTION OF THIS PROJECT.

1. ONLY THOSE AREAS UNDER ACTIVE CONSTRUCTION WILL BE CLEARED AND LEFT IN AN UNTREATED OR UNVEGETATED CONDITION. IF FINAL GRADING, LOAMING AND SEEDING WILL NOT OCCUR WITHIN 7 DAYS, SEE ITEM NO. 4.

2. PRIOR TO THE START OF CONSTRUCTION IN A SPECIFIC AREA, SEDIMENT BARRIER AND/OR HAY BALES WILL BE INSTALLED AT THE TOE OF SLOPE AND IN AREAS AS LOCATED ON THE PLANS TO PROTECT AGAINST ANY CONSTRUCTION RELATED EROSION. IMMEDIATELY FOLLOWING CONSTRUCTION OF CULVERTS AND SWALES, RIP RAP APRONS SHALL BE INSTALLED, AS SHOWN ON THE PLANS.

3. TOPSOIL WILL BE STOCKPILED WHEN NECESSARY IN AREAS WHICH HAVE MINIMUM POTENTIAL FOR EROSION AND WILL BE KEPT AS FAR AS POSSIBLE FROM THE EXISTING DRAINAGE COURSE. NO STOCKPILE SHALL BE CLOSER THAN 100' OF A RESOURCE INCLUDING, BUT NOT LIMITED TO, WETLANDS, STREAMS, AND OPEN WATER BODIES. ALL STOCKPILES SHALL HAVE A SEDIMENT BARRIER BELOW THEM REGARDLESS OF TIME OF PRESENCE. ALL STOCKPILES EXPECTED TO REMAIN LONGER THAN 7 DAYS SHALL BE:

- A. TREATED WITH ANCHORED MULCH (WITHIN 5 DAYS OF THE LAST DEPOSIT OF STOCKPILED SOIL).
- B. SEED WITH CONSERVATION MIX AND MULCHED IMMEDIATELY.
- C. INSTALL SEDIMENT BARRIER AROUND STOCKPILE AT BASE OF PILE. STOCKPILES TO HAVE SEDIMENT BARRIER INSTALLED AT TIME OF ESTABLISHMENT AT BASE OF PILE.

4. ALL DISTURBED AREAS EXPECTED TO REMAIN LONGER THAN 7 DAYS SHALL BE EITHER:


- A. TREATED WITH ANCHORED MULCH IMMEDIATELY, OR
- B. SEED WITH CONSERVATION MIX OF ANNUAL RYE GRASS (0.9 LBS./1000 SQ. FT) AND MULCHED IMMEDIATELY.

5. ALL GRADING WILL BE HELD TO A MAXIMUM 2:1 SLOPE WHERE PRACTICAL. ALL SLOPES WILL BE STABILIZED WITH PERMANENT SEEDING, OR WITH STONE, WITHIN 5 DAYS AFTER FINAL GRADING IS COMPLETE. (SEE POST-CONSTRUCTION REVEGETATION FOR SEEDING SPECIFICATION.)

6. ALL CULVERTS WILL BE PROTECTED WITH STONE RIPRAP (D50 = 6" UNLESS OTHERWISE SPECIFIED) AT INLETS AND OUTLETS.

1. 05/19/14 SUBMITTED TO CITY AND MDEP JIM

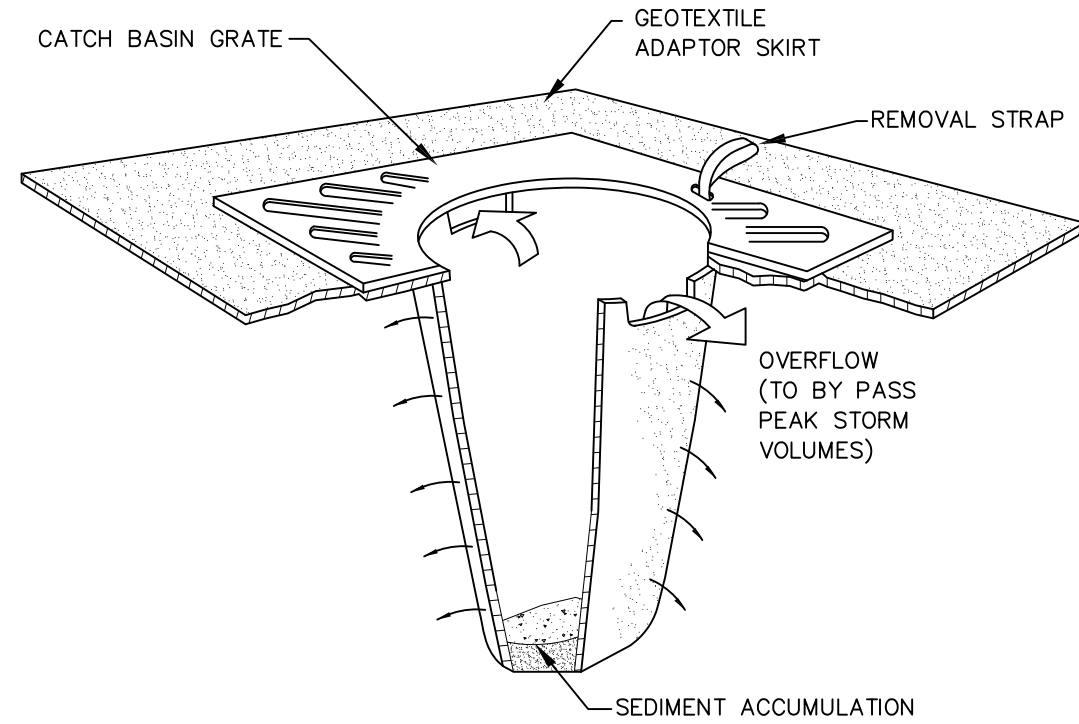
TITLE:	EROSION CONTROL DETAIL AND NOTES	
PROJECT:	PROPOSED BUILDING EXPANSION 185 RAND ROAD, PORTLAND, ME 04102	
OWNER:	OLD DOMINION FREIGHT LINES, INC. 500 OLD DOMINION WAY, THOMASVILLE, NC 27360	



SITELINES, PA ENGINEERS • PLANNERS • SURVEYORS LANDSCAPE ARCHITECTS 8 CUMBERLAND STREET, BRUNSWICK, ME 04011 207.725.1200 www.sitelinespa.com		
FIELD WK: JJM/MC	SCALE: NTS	SHEET:
DRN BY: RPL	JOB #: 2454	C7
CHD BY: CYN	MAP/LOT: 254/A007001	
DATE: 02/26/14	FILE: 2454-COVER-DET	


A FILTREXX SILTSOXX DETAIL "SEDIMENT BARRIER OPTION"
N.T.S.

B SILT FENCE DETAIL "SEDIMENT BARRIER OPTION"
N.T.S.



- NOTES:
1. CATCH BASIN PROTECTION TO BE "SILTSAK" (BY ACF ENVIRONMENTAL) OR "STREAM GUARD" (BY FOSS ENVIRONMENTAL SERVICES).
 2. INSERT TO BE EMPTIED IN AN APPROVED MANNER WHEN IT IS 1/2 FULL OF SEDIMENT.
 3. INSPECT INSERT AFTER ALL RAINFALL EVENTS, REPAIR AND MAINTAIN AS REQUIRED.

C TEMPORARY INLET PROTECTION DETAIL
N.T.S.



- UNROLL MAT ONTO GROUND IN DIRECTION OF WATER FLOW.
- MAT SHOULD LIE FLAT. DO NOT STRETCH MAT OVER GROUND. STRETCHING MAY CAUSE MAT TO BRIDGE DEPRESSIONS IN THE SURFACE AND ALLOW EROSION UNDERNEATH.
- BURY TRANSVERSE TERMINAL ENDS OF MAT TO SECURE AND PREVENT EROSION UNDERNEATH.
- BACKFILL AND COMPACT TRENCHES AND CHECK SLOTS AFTER STAKING THE MAT IN BOTTOM OF TRENCH.
- OVERLAP ROLL ENDS BY THREE (3) FEET (MIN.) WITH UPSLOPE MAT ON TOP TO PREVENT UPLIFT OF MAT END BY WATER FLOW. IF INSTALLING IN THE DIRECTION OF A CONCENTRATED WATER FLOW, START NEW ROLLS IN A TRANSVERSE DITCH.
- WOOD STAKES ARE RECOMMENDED FOR PANNING MAT TO THE GROUND SURFACE. STAKES SHOULD BE 1"x 3" NOMINAL STOCK CUT IN A TRIANGULAR SHAPE. STAKES SHOULD BE 12" TO 18" LONG, DEPENDING ON SOIL DENSITY.
- DRIVE WOODEN STAKES TO WITHIN THREE (3) INCHES OF GROUND SURFACE. DO NOT DRIVE FLUSH TO SURFACE.
- IN ALL TRANSVERSE TERMINAL TRENCHES AND CHECK SLOTS, STAKE EACH MAT AT ITS CENTER AND OVERLAP EDGES BEFORE BACKFILLING AND COMPACTING.
- STAKE OVERLAPS LONGITUDINALLY AT THREE (3) TO FIVE (5) FOOT INTERVALS.

D EROSION CONTROL BLANKET - GENERAL INSTALLATION GUIDELINES
N.T.S.