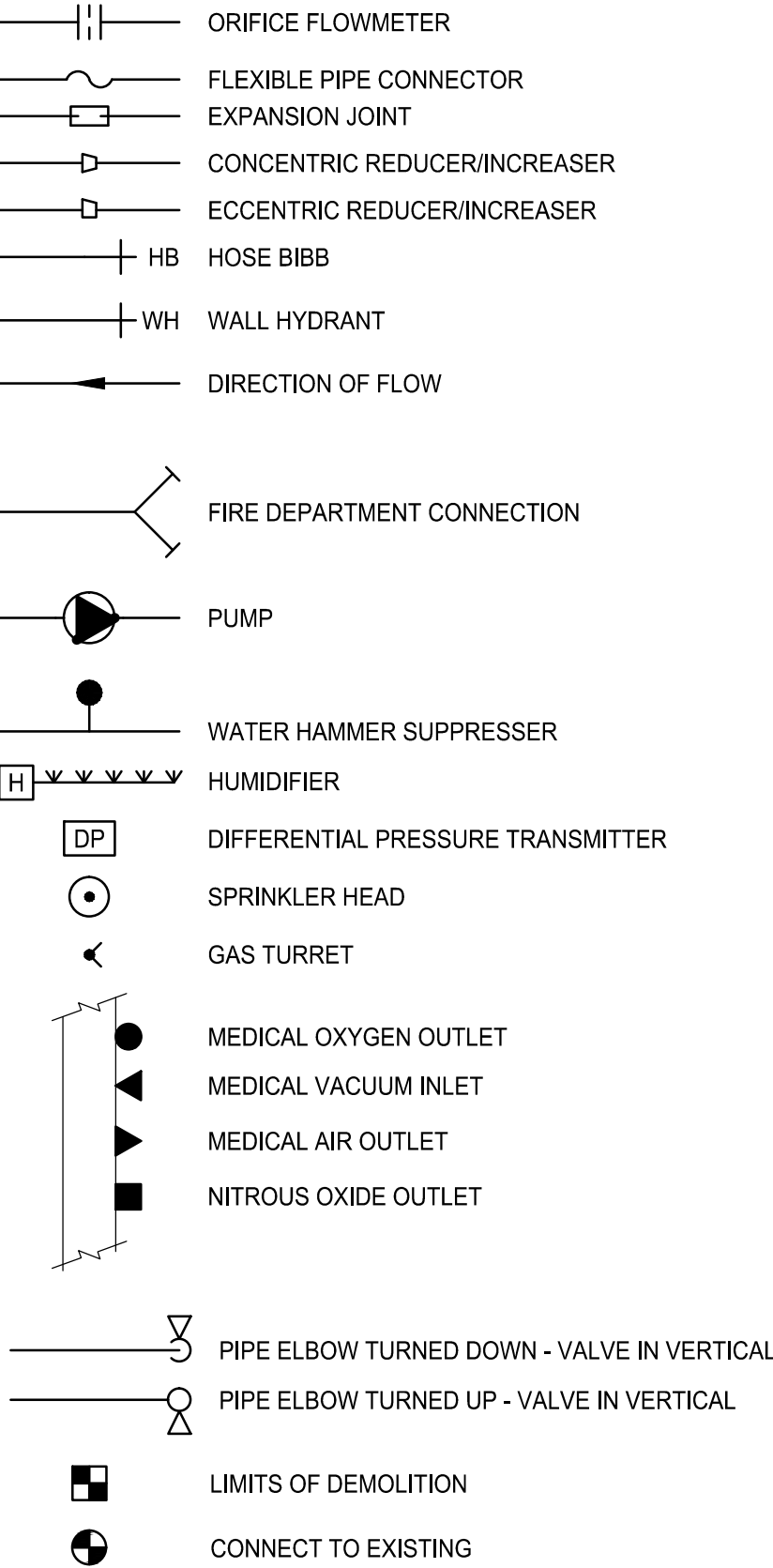



PIPING SYMBOLS



ABBREVIATIONS

AAV	AUTOMATIC AIR VENT	DWG	DRAWING	MUA	MAKE UP AIR	VOC	VOLATILE ORGANIC COMPOUNDS
AC	AIR COMPRESSOR	DWH	DOMESTIC WATER HEATER	MV	MIXING VALVE	W/	WITH
AD	ACCESS DOOR	DWV	DRAINAGE, WASTE & VENT	MVP	MEDICAL VACUUM	WB	WALL BOX
AFF	ABOVE FINISHED FLOOR	EE	EMERGENCY EQUIPMENT	NPW	NON-POTABLE WATER	WC	WATER CLOSET
AHU	AIR HANDLING UNIT	ENC	ENCLOSURE	NTS	NOT TO SCALE	WCO	WALL CLEANOUT
ATC	AUTOMATIC TEMPERATURE CONTROL	(E)	EXISTING	P	PUMP	W&T	WASTE AND TRAP
AV	AIR VENT	ESP	ELEVATOR SUMP PUMP	PET	THERMAL EXPANSION TANK	WH	WALL HYDRANT
BA	BREATHING COMPRESSED AIR	EXIST.	EXISTING	PP	POLY-PROPYLENE	ZUB	ZONE VALVE BOX
BFP	BACKFLOW PREVENTER	EWC	ELECTRIC WATER COOLER	PPE	PRE PURCHASED EQUIPMENT		
BLDG	BUILDING	FBO	FURNISHED BY OWNER	PRS	PRESSURE REDUCING STATION		
BOD	BOTTOM OF DUCT	FC	FLEXIBLE CONNECTION	PRV	PRESSURE REDUCING VALVE		
BOP	BOTTOM OF PIPE	FCO	FLOOR CLEANOUT	(R)	REMOVE		
BP	BOOSTER PUMP	FD	FLOOR DRAIN	(REL.)	RELOCATED		
BT	BATHING TUB	FG	FIBERGLASS	RD	ROOF DRAIN		
BTU	BRITISH THERMAL UNIT	FRHB	FREEZE RESISTANT HOSE BIBB	RHC	REHEAT COIL		
CFH	CAPPED FOR FUTURE	FS	FLOOR SINK	RM	ROOM		
CFH	CUBIC FEET PER HOUR	GC	GENERAL CONTRACTOR	RP	RECIRCULATING PUMP		
CLG	CEILING	GPM	GALLONS PER MINUTE	RPZ	REDUCED PRESSURE ZONE BFP		
CO	CLEANOUT	GT	GREASE TRAP	RV	RELIEF VALVE		
CONT	CONTINUATION	H	HUMIDIFIER	SCV	SELF CONTAINED VALVE		
COORD	COORDINATE	HB	HOSE BIB	SG	STEAM GENERATOR		
CP	CONDENSATE PUMP	HRU	HEAT RECOVERY UNIT	SH	SHOWER		
CSRO	CENTRAL STERILE PROCESS WATER	HTR	HEATER	SK	SINK		
CTE	CONNECT TO EXISTING	H & V	HEATING AND VENTILATION	SP	SUMP PUMP		
CT	COOLING TOWER	HVAC	HEATING, VENTILATING AND AIR CONDITIONING	SS	STAINLESS STEEL		
CU	COPPER	HW	HOT WATER	ST	STORAGE TANK		
CV	CONTROL VALVE	HX	HEAT EXCHANGER	T	TANK		
CW	COLD WATER	INT	INTERCEPTOR	TD	TRENCH DRAIN		
CW-P	CITY WATER-PROCESS	IN WG	INCHES WATER GAUGE	TE	TEMPERATURIZED ELEMENT (SENSOR)		
DC	DOUBLE CONTAINED	LAV	LAVATORY	TOP	TOP OF PIPE		
DCO	DANDY CLEANOUT	MAC	MEDICAL AIR COMPRESSOR	TTS	TIGHT TO STEEL		
DDC	DIRECT DIGITAL CONTROL	MAU	MAKE UP AIR UNIT	TYP	TYPICAL		
DF	DRINKING FOUNTAIN	MAX	MAXIMUM	UIC	UP IN CHASE		
DIA	DIAMETER	MBH	1000 BTU/HR.	UW	UP IN WALL		
DIC	DOWN IN CHASE	ME	MECHANICAL ENGINEER	UR	URINAL		
DIRO	DIALYSIS PURIFIED WATER	MFR	MANUFACTURER	UV	UNIT VENTILATOR		
DIW	DOWN IN WALL	MIN	MINIMUM	VB	VACUUM BREAKER		
DN	DOWN	MPV	MULTI-PURPOSE VALVE	VTR	VENT THRU ROOF		
DS	DOWNSPOUT	MR	MOP RECEPTOR	VCFF	VALVED AND CAPPED FOR FUTURE		
DT	DROP AND TRANSITION	MTD	MOUNTED	VFD	VARIABLE FREQUENCY DRIVE		

PIPING SYSTEMS

AV	ACID VENT	MV	MEDICAL VACUUM	TEMP	DOMESTIC HOT WATER (TEMP °F)
AD	ACID DRAIN	N2NP	NON-PROCESS NITROGEN	TEMP	RECIRC. DOMESTIC HOT WATER (TEMP °F)
AD	ACID DRAIN (BELOW SLAB)	N2	NITROGEN	CW	DOMESTIC COLD WATER
BA	BREATHING AIR	NG	NATURAL GAS	HW	DOMESTIC HOT WATER
CD	CONDENSATE DRAIN	HNG	HIGH PRESSURE NATURAL GAS	RHW	RECIRCULATED DOMESTIC HOT WATER
CDA	COMPRESSED DRY AIR	NO2	NITROUS OXIDE	S, W or KW	SANITARY, W WASTE & KW KITCHEN WASTE
DB	DISTRIBUTION VALVE BOX	NEG. SOLV.	NEGATIVE SOLVENT DRAIN	S, W or KW	SANITARY, W WASTE & KW KITCHEN WASTE (EXIST.)
DIS	DEIONIZED WATER SUPPLY	NPW	NON POTABLE COLD WATER	S, W or KW	SANITARY, W WASTE & KW KITCHEN WASTE (BELOW SLAB)
DIR	DEIONIZED WATER RETURN	O2	OXYGEN	S, W or KW	SANITARY, W WASTE & KW KITCHEN WASTE (BELOW SLAB-EXIST.)
EKCD	EKC DRAIN	OFA	OIL FREE COMPRESSED AIR	SD	STORM DRAIN
ESEW	EYEWASH	PD	PUMPED DISCHARGE	SD	STORM DRAIN (EXIST.)
GLY	GLYCOL	POS. SOLV.	POSITIVE SOLVENT DRAIN	SD	STORM DRAIN (BELOW SLAB)
GV	GAS VENT	PW	POTABLE WATER	SD	STORM DRAIN (BELOW SLAB-EXIST.)
H	HYDROGEN	R	RELIEF LINE	V	SANITARY VENT
H2O2	HYDROGEN PEROXIDE	SLD	MIXED SOLVENT DRAIN	V	SANITARY VENT (EXIST.)
HCV	HOUSE CLEAN VACUUM	SV	SOLVENT	V	SANITARY VENT (BELOW SLAB)
IAD	ISOPROPYL ALCOHOL DRAIN	SP	SPRINKLER	V	SANITARY VENT (BELOW SLAB-EXIST.)
LP	LIQUID PROPANE GAS	VAC	VACUUM		
HLP	HIGH PRESSURE LIQUID PROPANE GAS	ZB	ZONE VALVE BOX		
MA	MEDICAL AIR				


GENERAL NOTE

1. ALL GENERAL NOTES, SYMBOL LISTS, AND DETAILS ARE TO BE CONSIDERED AS APPLICABLE TO ALL PLUMBING DRAWINGS FOR THIS PROJECT. SYMBOLS AND ABBREVIATIONS SHOWN ON THIS SHEET ARE FOR REFERENCE ONLY AND DO NOT INDICATE THEIR INCORPORATION INTO THE DESIGN.

0	ISSUED FOR CONSTRUCTION	12-21-17
REV	DESCRIPTION	DATE

ISSUED FOR CONSTRUCTION
12-21-17

CURRENT ISSUE STATUS:



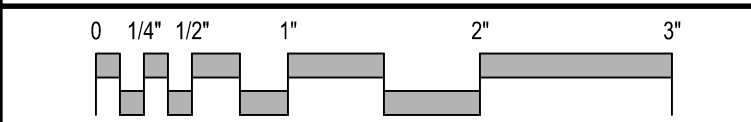
SMRT Architects and Engineers
144 Fore Street
Portland, Maine 04104
1.877.700.7678
www.smrtinc.com

ARCHITECTURE | ENGINEERING | PLANNING | INTERIORS | ENERGY

MAINE MEDICAL CENTER
M.M.C. HUTCHINS DRIVE
RENOVATION
102 HUTCHINS DRIVE, PORTLAND, ME

PLUMBING LEGEND
AND ABBREVIATIONS

SHEET TITLE:



SCALE: AS NOTED

PROJECT MANAGER:	RSC	PROJECT NO:	17123
A/E OF RECORD:	KDD		
JOB CAPTAIN:	SDL		
DRAWN BY:	CWF		
SMRT FILE:	PL001-17123	SHEET No.	PL001