



# 2301 CONGRESS STREET PORTLAND, MAINE BUILDING RENOVATIONS

**STRUCTURAL ENGINEER**  
**STRUCTURAL INTEGRITY**  
**CONSULTING ENGINEERS, INC.**

77 Oak Street  
Portland, ME  
(207) 774-4614

**CIVIL**  
**SEBAGO TECHNICS**

75 John Roberts Rd, Suite 1A  
South Portland, ME 04106  
(207) 200-2100

**ARCHITECT**  
**HANS D. STRAUCH, AIA**

Registered Architect, ME: No. AN2372

625 Mount Auburn Street  
Cambridge, MA 02138  
(617) 714-5870

**OWNER**  
**MPX & SFX**

2275 Congress Street  
Portland, ME 04102  
(800) 477-6117

**CONSTRUCTION MANAGER**  
**GREAT FALLS**  
**CONSTRUCTION**

20 Mechanic Street  
Gorham, ME  
(207) 839-2744

**LIFE & SAFETY**  
**ELECTRICAL DESIGN**  
**CONSULTANTS**

P.O. Box 282  
Long Island, ME  
(207) 766-5041

## LIST OF DRAWINGS

### ARCHITECTURAL

- A0.0 BUILDING CODE SUMMARY
- A0.1 EXIT TRAVEL DISTANCES
- A1.0 DEMOLITION & COMPOSITE PLAN
- A1.1 MPX FLOOR PLAN
- A1.2 SFX & LOWER LEVEL FLOOR PLANS
- A1.3 MPX/SFX WAREHOUSE FLOOR PLAN
- A2.0 ROOF PLAN
- A2.1 MPX REFLECTED CEILING PLAN
- A2.2 SFX REFLECTED CEILING PLAN
- A2.3 MPX/SFX WAREHOUSE REFLECTED CEILING PLAN
- A3.0 EXTERIOR ELEVATIONS
- A4.0 MPX BUILDING SECTIONS
- A4.1 MPX BUILDING SECTIONS
- A4.2 MPX BUILDING SECTIONS
- A4.3 MPX INTERIOR ELEVATIONS
- AA1.0 SFX INTERIOR LOWER LEVEL PLAN
- AA1.1 SFX INTERIOR LOWER LEVEL PLAN & DETAILS

### STRUCTURAL

- S1.0 GENERAL NOTES
- S1.1 PARTIAL WAREHOUSE PLANS
- S1.2 PARTIAL NEW OPENING REFERENCE PLAN
- S2.1 SECTIONS
- S2.2 SECTIONS

### CIVIL

- C1.1 OVERALL SITE PLAN
- C1.2 GRADING PLAN

### LIFE & SAFETY

- E-1 MPX OFFICE LIFE SAFETY PLAN UPPER LEVEL
- E-2 SFX WAREHOUSE LIFE SAFETY PLAN UPPER LEVEL
- E-3 TENANT LIFE SAFETY PLAN LOWER LEVEL
- E-4 MAIN FIRE ALARM RISER DIAGRAM
- E-1P MPX OFFICE EMERGENCY LIGHT PHOTOMETRIC PLAN
- E-2P SFX WAREHOUSE EMERGENCY LIGHT PHOTOMETRIC PLAN
- E-3P TENANT EMERGENCY LIGHT PHOTOMETRIC PLAN

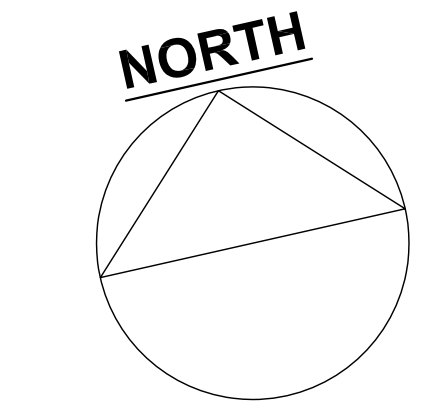
# PERMIT SET JUNE 15, 2012

UPDATED: JULY 20, 2012  
(SHEETS: COVER, A0.0, A1.0, A1.1, A2.0, A3.0, S1.2, S2.2)





Consultant :



Revisions :

No. :	Date :	Remarks :
1	7/20/12	DEMO/COMPOSITE


Project :

**2301 Congress Street**  
Portland, ME

Date : JUNE 15, 2012  
Scale : 1/8"=1'-0"  
Project Number : 1990  
Drawn By : VR  
Checked By : HDS

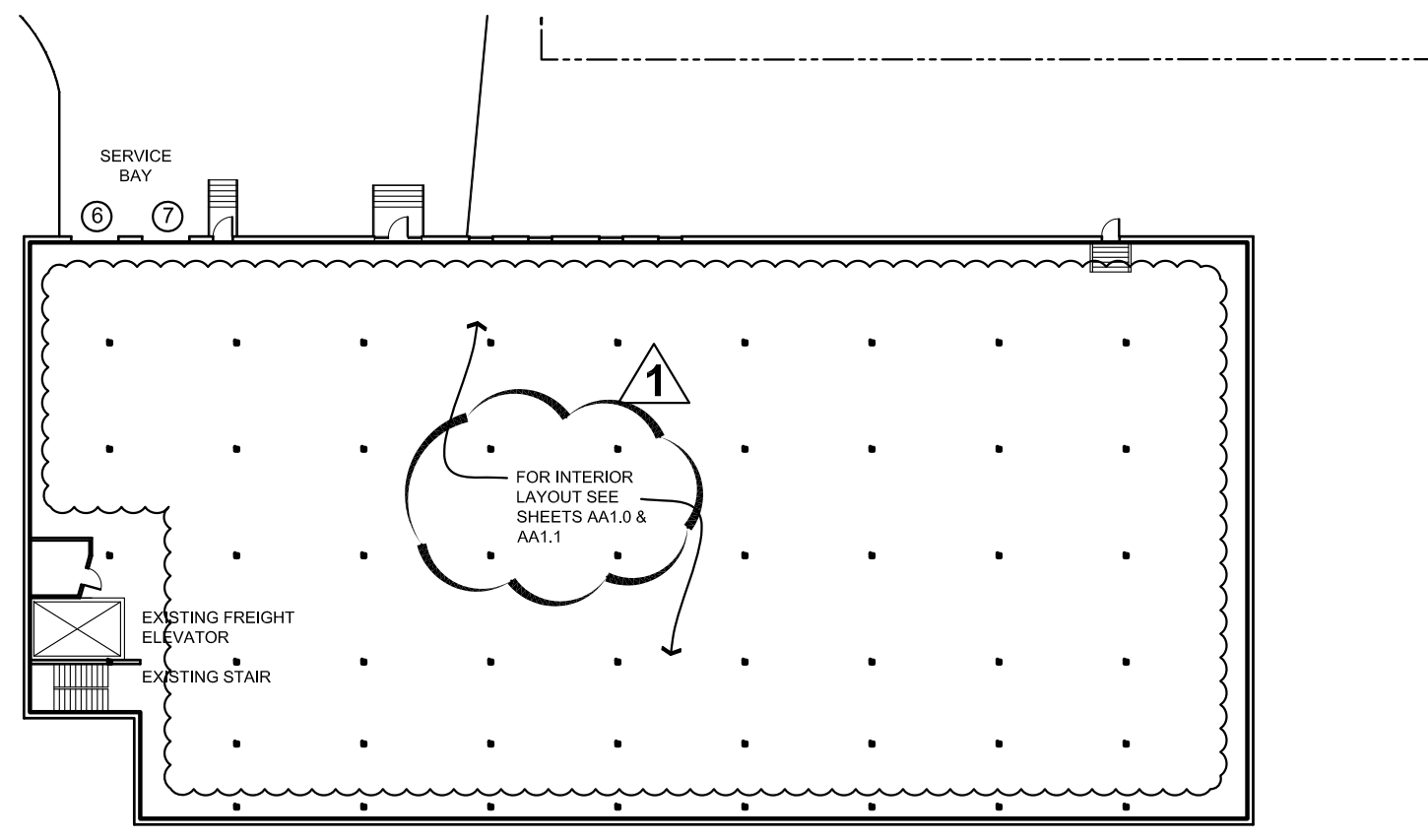
Drawing Title :

**DEMOLITION & COMPOSITE PLANS**

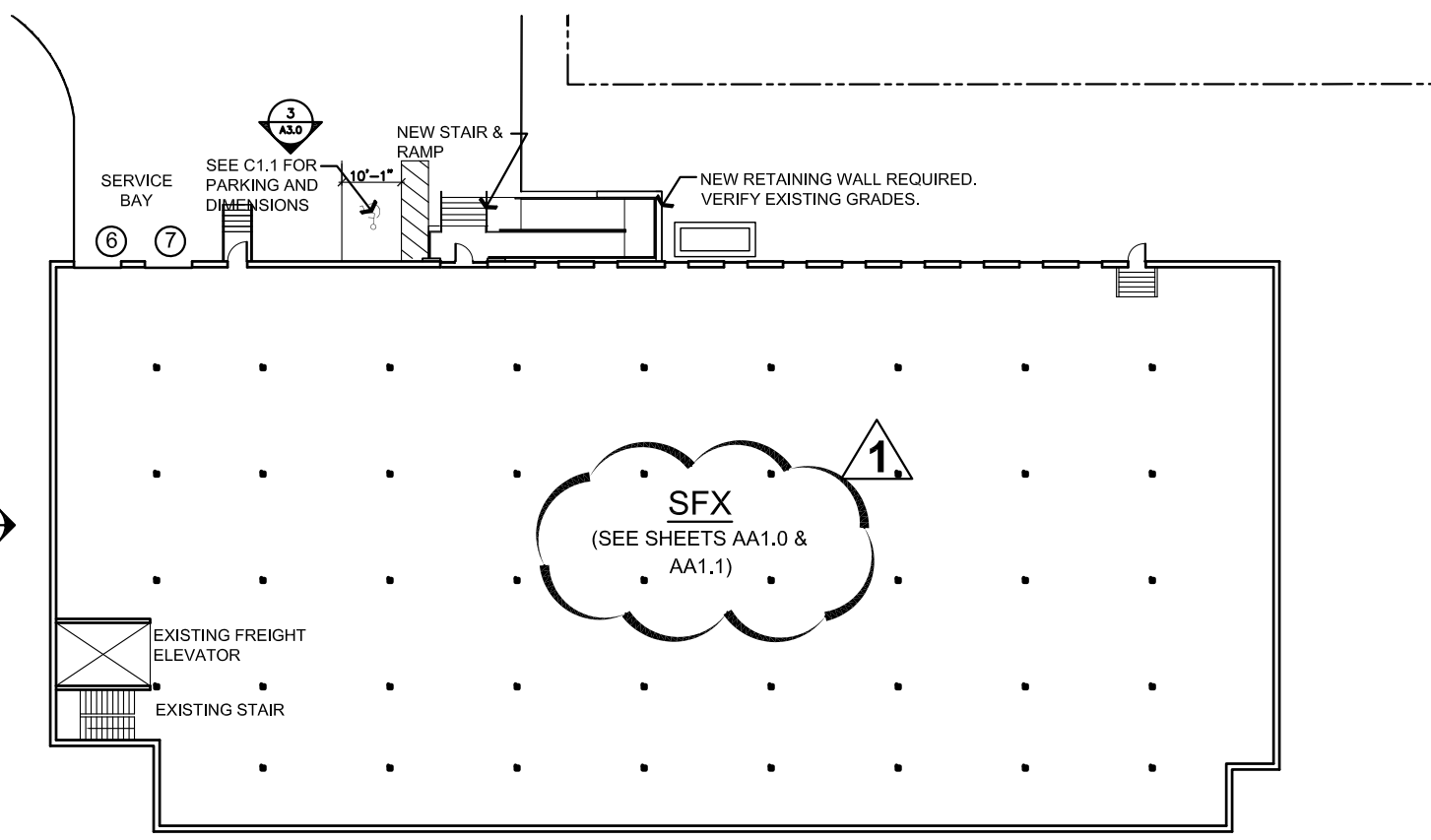


Sheet No. :

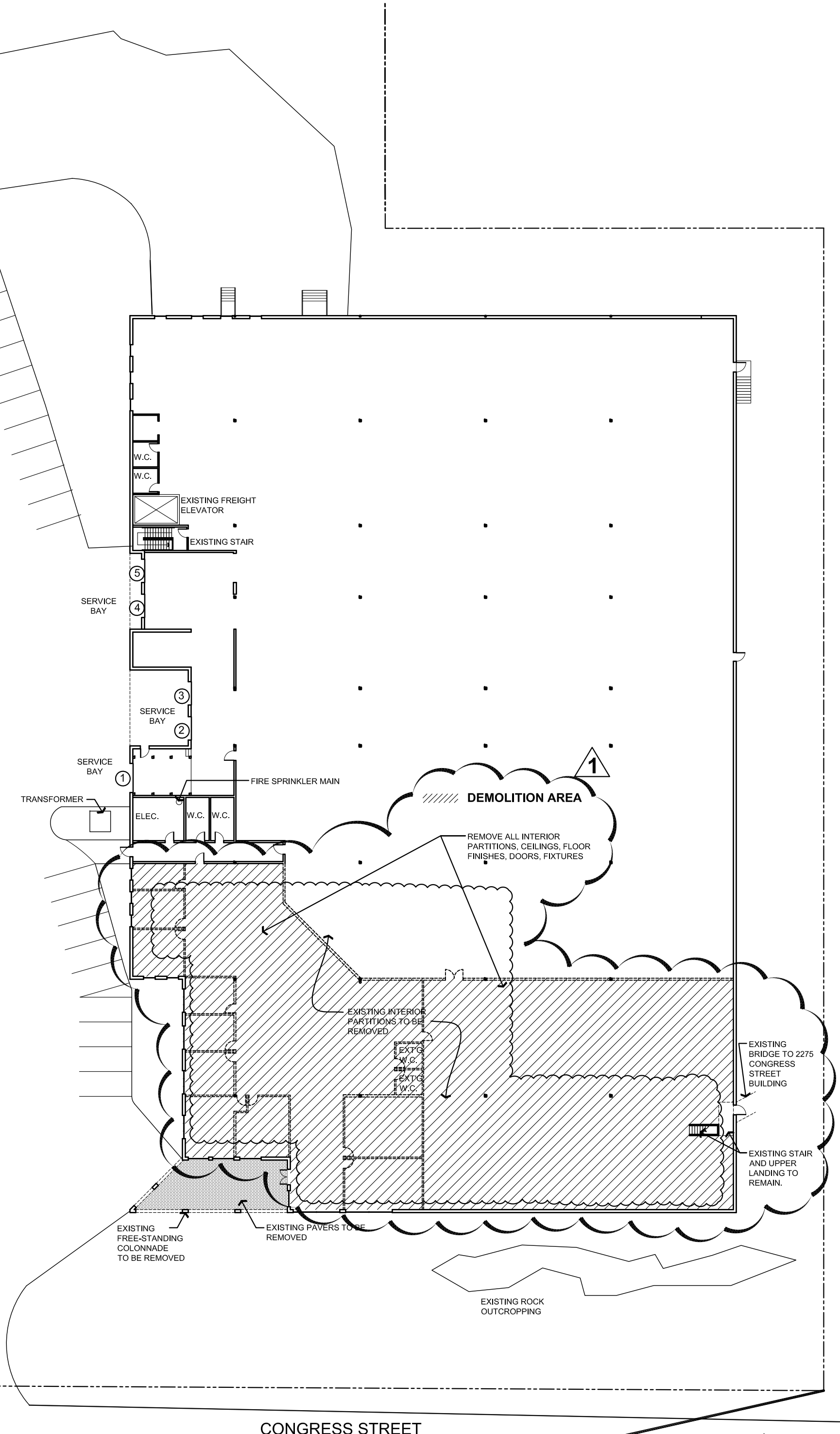
**A1.0**



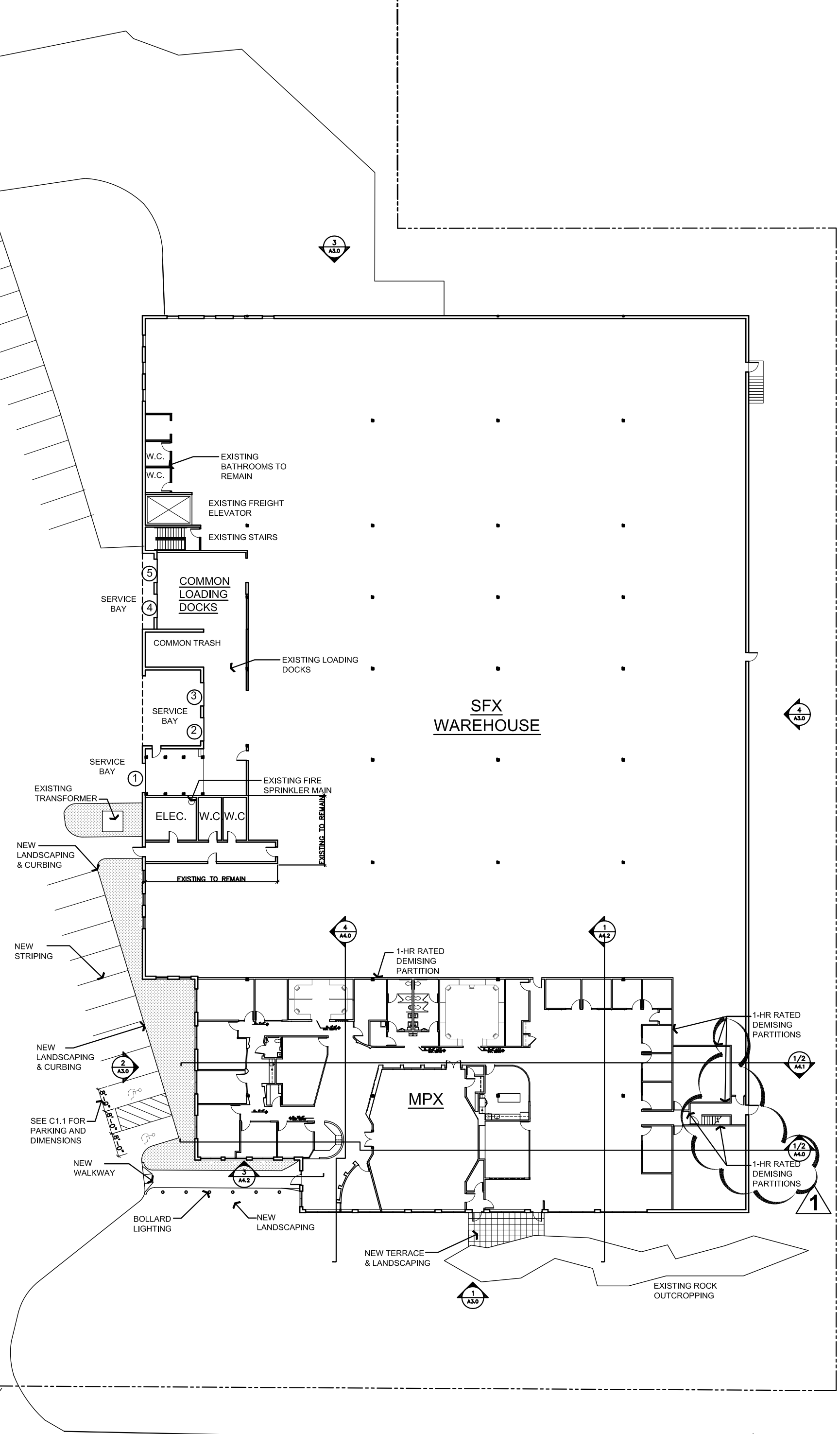
**4** EXISTING SITE PLAN-  
LOWER LEVEL  
SCALE: 1/32" = 1'-0"



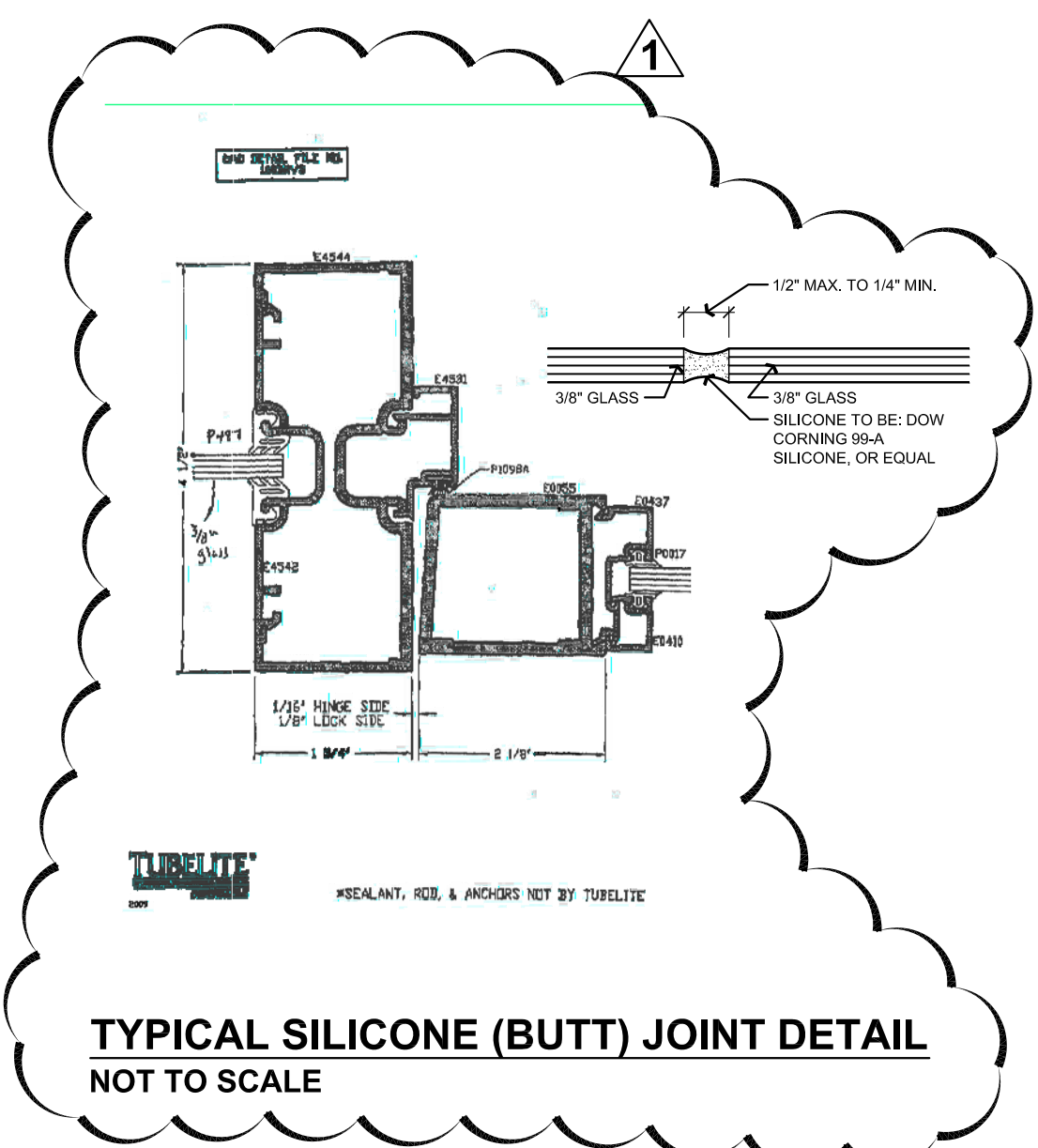
**2** PROPOSED SITE PLAN-  
LOWER LEVEL  
SCALE: 1/32" = 1'-0"



**3** DEMOLITION PLAN  
SCALE: 1/32" = 1'-0"



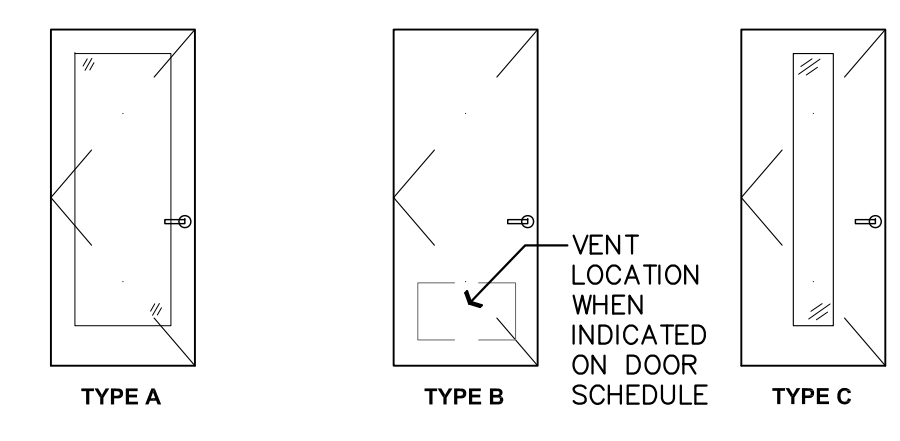
**1** PROPOSED COMPOSITE PLAN  
SCALE: 1/32" = 1'-0"



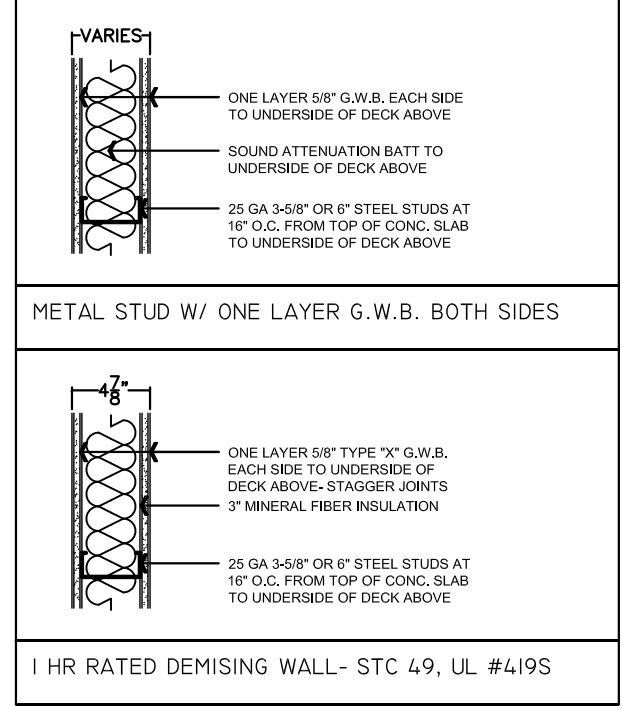
**WINDOW SCHEDULE - FIRST FLOOR**  
NOTE: CONFIRM EXISTING CONDITIONS IN THE FIELD- VERIFY SIZES

DOOR NUMBER	LOCATION	WIDTH	HEIGHT	NOTES
1	WAREHOUSE	4'-0"	4'-0"	REPLACE EXISTING
2	WAREHOUSE	4'-0"	4'-0"	REPLACE EXISTING
3	WAREHOUSE	4'-0"	4'-0"	REPLACE EXISTING
5	WAREHOUSE	4'-0"	4'-0"	REPLACE EXISTING
6	WAREHOUSE	4'-0"	4'-0"	REPLACE EXISTING
7	OFFICE 112	8'-0"	5'-4"	REPLACE EXISTING
8	OFFICE 111	8'-0"	5'-4"	REPLACE EXISTING
9	CONFERENCE 109	8'-0"	5'-4"	REPLACE EXISTING
10	OFFICE 108	8'-0"	5'-4"	REPLACE EXISTING
11	OFFICE 108	7'-0"	6'-0"	REPLACE EXISTING
12	OFFICE 108/107	7'-0"	6'-0"	REPLACE EXISTING
13	OFFICE 107	7'-0"	6'-0"	REPLACE EXISTING
14	OFFICE 105	4'-0"	6'-0"	NEW OPENING
15	NEW ENTRY	5'-8"	10'-0"	EXISTING OPENING
16	RECEPTION/CONFERENCE	16'-0"	8'-8"	REPLACE EXISTING
17	CONFERENCE/TRAINING	16'-0"	8'-8"	REPLACE EXISTING
18	CONFERENCE RM	16'-0"	8'-8"	REPLACE EXISTING
19	CONFERENCE RM	8'-1"	8'-8"	NEW OPENING
20	CONFERENCE RM	8'-1"	8'-8"	NEW OPENING
21	NEW ENTRANCE-VESTIBULE	1'-0"	10'-0"	NEW OPENING
22	NEW ENTRANCE-LOUNGE	15'-0"	10'-0"	NEW OPENING
23	OPEN OFFICE	16'-0"	8'-8"	NEW OPENING
24	OPEN OFFICE	16'-0"	8'-8"	NEW OPENING

**DOOR TYPES:**



**WALL TYPES**



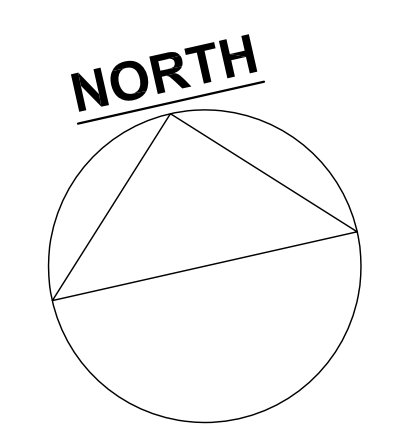
**DOOR & FRAME SCHEDULE - MPX**

DOOR NUMBER	LOCATION	WIDTH	HEIGHT	MATERIAL	FINISH	NOTES	DOOR TYPE	HARDWARE
100	VESTIBULE	3'-0"	5'-0"	METAL	PAINTED		A	PANIC
102	CONFERENCE RM	3'-0"	7'-0"	METAL	PAINTED	FRAMED PERF. METAL HDR.	B	PASSAGE
103A	CONFERENCE RM	(2) 3'-0"	7'-0"	METAL	PAINTED	DOUBLE DOORS	A	FIXED TRIM
103B	CONFERENCE RM	(2) 3'-0"	7'-0"	METAL	PAINTED	DOUBLE DOORS	B	FIXED TRIM
105A	OFFICE	3'-0"	7'-0"	METAL	PAINTED		A	PASSAGE
105B	OFFICE	3'-0"	7'-0"	METAL	PAINTED		A	PASSAGE
106	STORAGE	3'-0"	7'-0"	METAL	PAINTED		B	PASSAGE
107	OFFICE	3'-0"	7'-0"	METAL	PAINTED		A	PASSAGE
108	OFFICE	3'-0"	7'-0"	METAL	PAINTED		A	PASSAGE
109	CONFERENCE	3'-0"	7'-0"	METAL	PAINTED		A	PASSAGE
111	OFFICE	3'-0"	7'-0"	METAL	PAINTED		A	PASSAGE
112	OFFICE	3'-0"	7'-0"	METAL	PAINTED		A	PASSAGE
113	OFFICE	3'-0"	7'-0"	METAL	PAINTED		A	PASSAGE
114	W.C.	3'-0"	7'-0"	METAL	PAINTED		B	PRIVACY
116	OFFICE	3'-0"	7'-0"	METAL	PAINTED		A	PASSAGE
117	CONFERENCE	3'-0"	7'-0"	METAL	PAINTED		A	PASSAGE
120	JANITOR	3'-0"	7'-0"	METAL	PAINTED		B	STOREROOM LOCK
121	MEN'S	3'-0"	7'-0"	METAL	PAINTED		B	PASSAGE
122	WOMEN'S	3'-0"	7'-0"	METAL	PAINTED		B	PASSAGE
124	BREAK ROOM	3'-0"	7'-0"	METAL	PAINTED		A	PASSAGE
125	CLOSET	3'-0"	7'-0"	METAL	PAINTED		B	PASSAGE
126	SERVER	3'-0"	7'-0"	METAL	PAINTED		B	PASSAGE
127	OFFICE	3'-0"	7'-0"	METAL	PAINTED		A	PASSAGE
128	OFFICE	3'-0"	7'-0"	METAL	PAINTED		A	PASSAGE
129	OFFICE	3'-0"	7'-0"	METAL	PAINTED		A	PASSAGE
130	OFFICE	3'-0"	7'-0"	METAL	PAINTED		A	PASSAGE
131	STORAGE	3'-0"	7'-0"	METAL	PAINTED		B	PASSAGE
132	OFFICE	3'-0"	7'-0"	METAL	PAINTED		A	PASSAGE
133	OFFICE	3'-0"	7'-0"	METAL	PAINTED		A	PASSAGE
134	OFFICE	3'-0"	7'-0"	METAL	PAINTED		A	PASSAGE
135	OFFICE	3'-0"	7'-0"	METAL	PAINTED		A	PASSAGE
136	WAREHOUSE	3'-0"	7'-0"	METAL	PAINTED	90 MINUTE FIRE RATED DOOR AND JAMB, PROVIDE VISION PANEL, NO VENT.	B	PASSAGE
137	CONFERENCE	3'-0"	7'-0"	METAL	PAINTED		A	PASSAGE
138A	LOUNGE	3'-0"	8'-0"	METAL	PAINTED	FRAMED PERF. METAL HDR.	A	PASSAGE
138A	VESTIBULE	3'-0"	7'-0"	METAL	PAINTED	FRAMED PERF. METAL HDR.	B	PASSAGE
139B	VESTIBULE	3'-0"	7'-0"	METAL	PAINTED		A	PASSAGE
140	STORAGE	3'-0"	7'-0"	METAL	PAINTED		B	STOREROOM LOCK
141	STORAGE	3'-0"	7'-0"	METAL	PAINTED	FRAMED PERF. METAL HDR.	B	STOREROOM LOCK
141A	ELECTRICAL	2'-8"	7'-0"	METAL	PAINTED	VENTED	B	STOREROOM LOCK
142	FILE STORAGE	3'-0"	7'-0"	METAL	PAINTED		B	PASSAGE
143	SECURE FILE STORAGE	3'-0"	7'-0"	METAL	PAINTED		B	STOREROOM LOCK
144A	HALL	3'-0"	7'-0"	METAL	PAINTED	90 MINUTE FIRE RATED DOOR AND JAMB, PROVIDE VISION PANEL, NO VENT.	B	PASSAGE
144B	HALL	3'-0"	7'-0"	METAL	PAINTED	90 MINUTE FIRE RATED DOOR AND JAMB, PROVIDE VISION PANEL, NO VENT.	B	PASSAGE
145	HALL	5'-0"	2'-0"	METAL	PAINTED	FRAMED PERF. METAL HDR.		BOTTOM @ 10'-0"
146	HALL	5'-0"	2'-0"	METAL	PAINTED	FRAMED PERF. METAL HDR.		BOTTOM @ 10'-0"

\*NOTE: ALL DOOR HARDWARE TO BE LEVER STYLE.



Consultant:



Revisions:


No.	Date	Remarks
1	7/20/12	FIRE, EXTERIOR WALL & GLAZING

Project:

**2301 Congress Street**  
Portland, ME

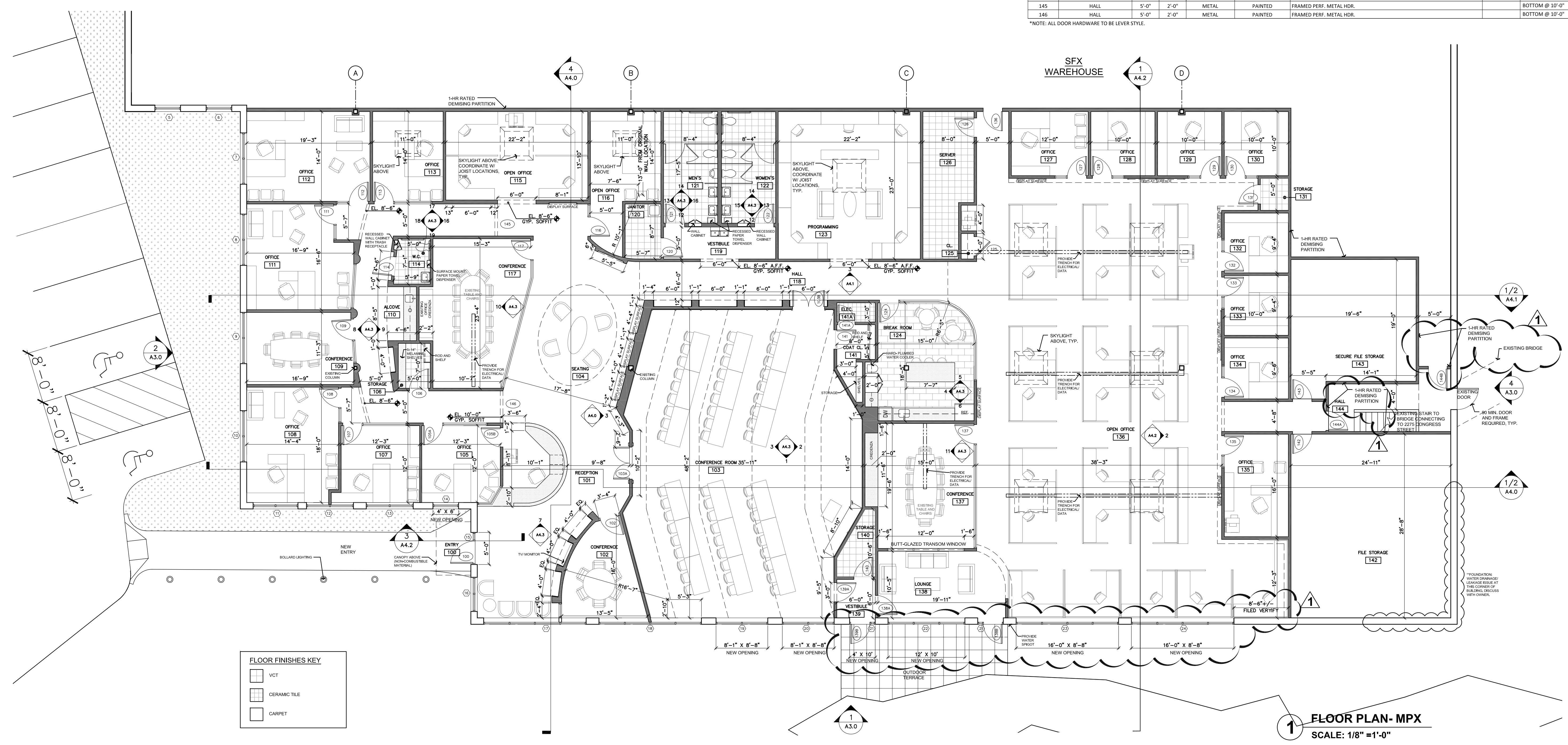
Date: JUNE 15, 2012  
Scale: 1/8" = 1'-0"  
Project Number: 1990  
Drawn By: VR  
Checked By:

Drawing Title:  
**FLOOR PLAN MPX**



Sheet No.:

**A1.1**



**FLOOR FINISHES KEY**

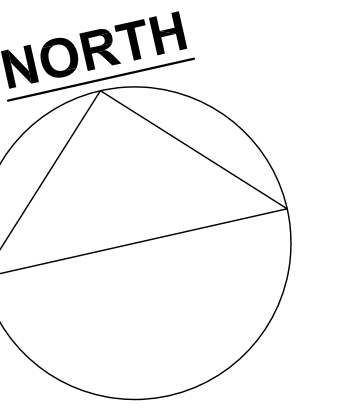
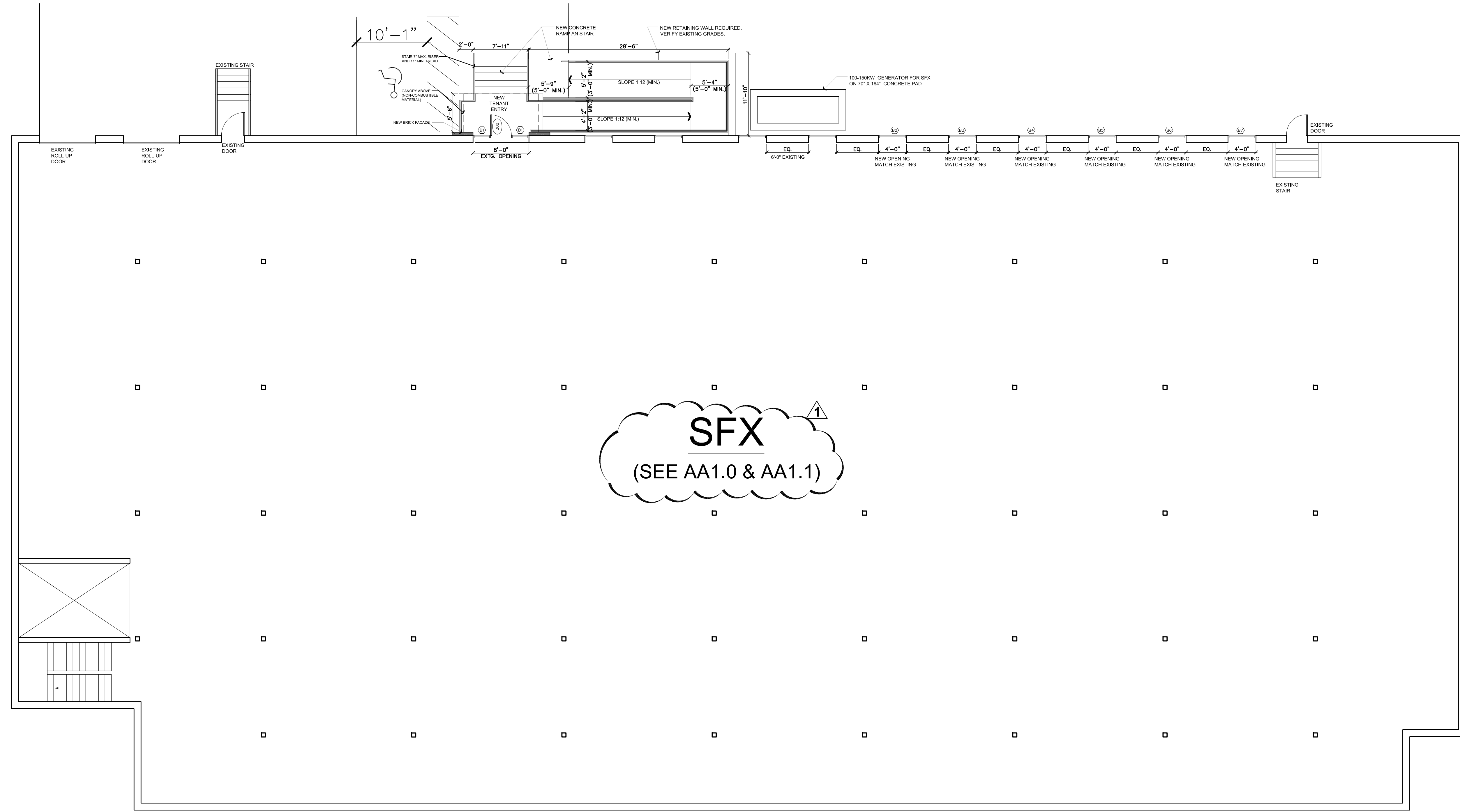
- VCT
- CERAMIC TILE
- CARPET

**FLOOR PLAN - MPX**  
SCALE: 1/8" = 1'-0"

Consultant :

DOOR & FRAME SCHEDULE - LOWER LEVEL								
DOOR NUMBER	LOCATION	SIZE		DOOR		NOTES	DOOR TYPE	HARDWARE
		WIDTH	HEIGHT	MATERIAL	FINISH			
300	LOWER LEVEL ENTRY	3'-0"	8'-0"	METAL	PAINTED		A	

WINDOW SCHEDULE - LOWER LEVEL				
NOTE: CONFIRM EXISTING CONDITIONS IN THE FIELD. VERIFY SIZES				
DOOR NUMBER	LOCATION	SIZE		NOTES
		WIDTH	HEIGHT	
B1	NEW LOWER LEVEL ENTRY	6'-0"	10'-0"	MODIFIED EXISTING OPENING
B2	LOWER LEVEL	4'-0"	4'-0"	NEW OPENING
B3	LOWER LEVEL	4'-0"	4'-0"	NEW OPENING
B4	LOWER LEVEL	4'-0"	4'-0"	NEW OPENING
B5	LOWER LEVEL	4'-0"	4'-0"	NEW OPENING
B6	LOWER LEVEL	4'-0"	4'-0"	NEW OPENING
B7	LOWER LEVEL	4'-0"	4'-0"	NEW OPENING



Revisions :

No. :	Date :	Remarks :
1	7/20/12	REFERENCE

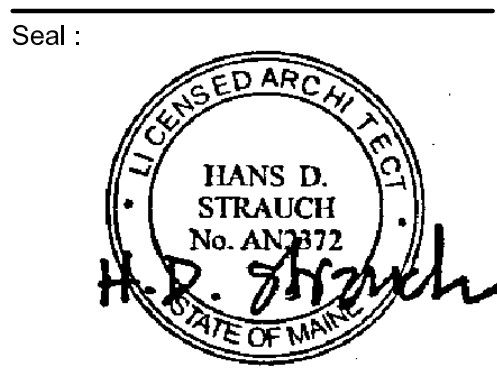
Project :

**2301 Congress Street**  
Portland, ME

Date : JUNE 15, 2012  
Scale : 1/8"=1'-0"  
Project Number : 1990  
Drawn By : VR  
Checked By : HDS

Drawing Title :

**FLOOR PLAN  
LOWER LEVEL**

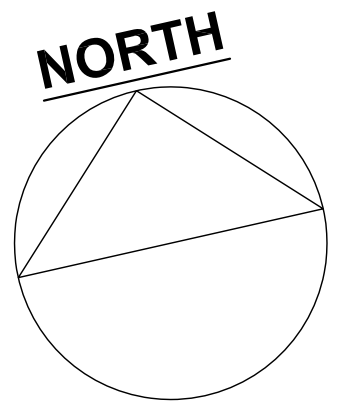
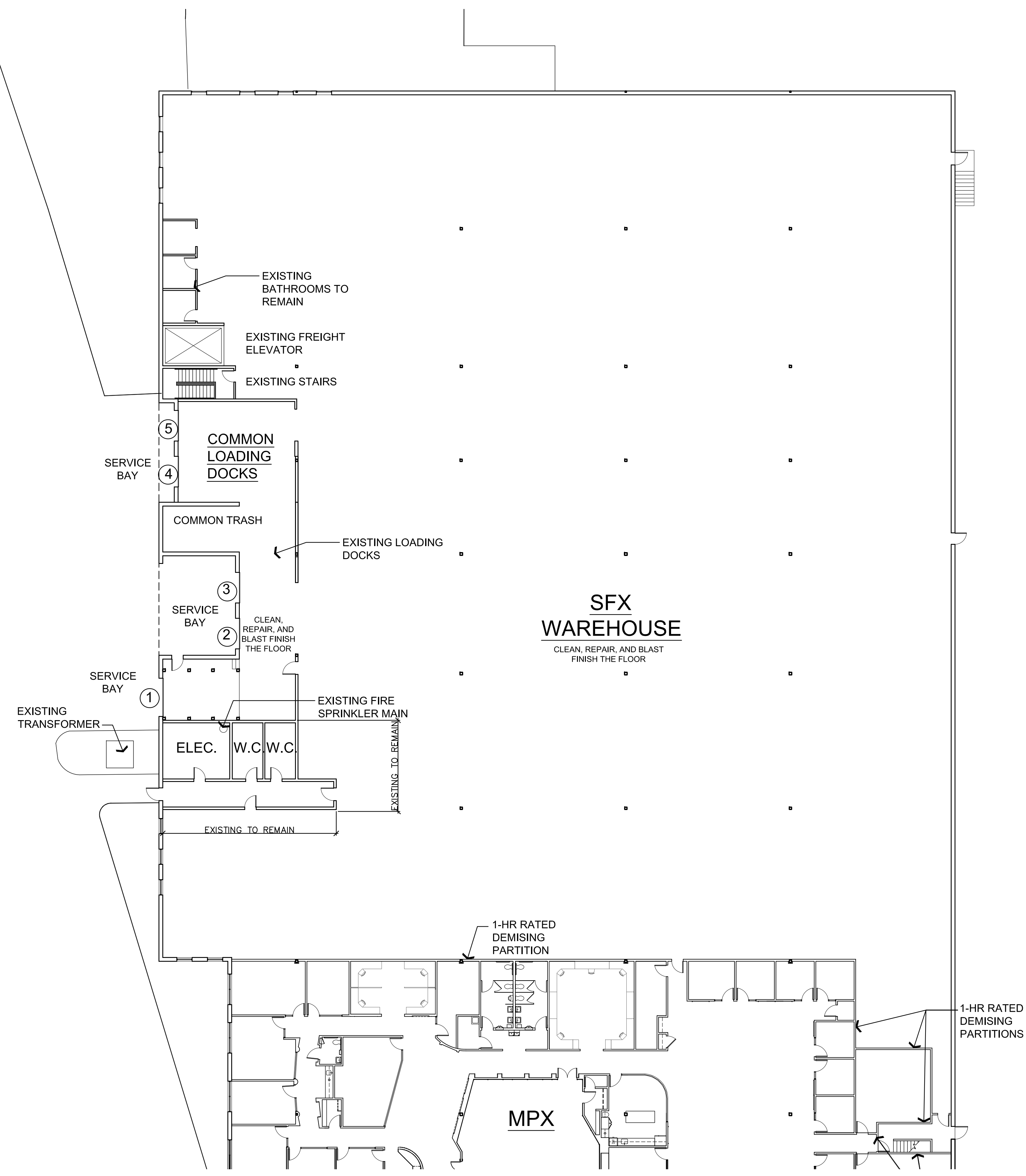


Sheet No. :

**2 FLOOR PLAN- LOWER LEVEL**  
SCALE: 1/8" =1'-0"

**A1.2**

Consultant :



Revisions :

No. :	Date :	Remarks :

Project :  
**2301 Congress Street**  
Portland, ME

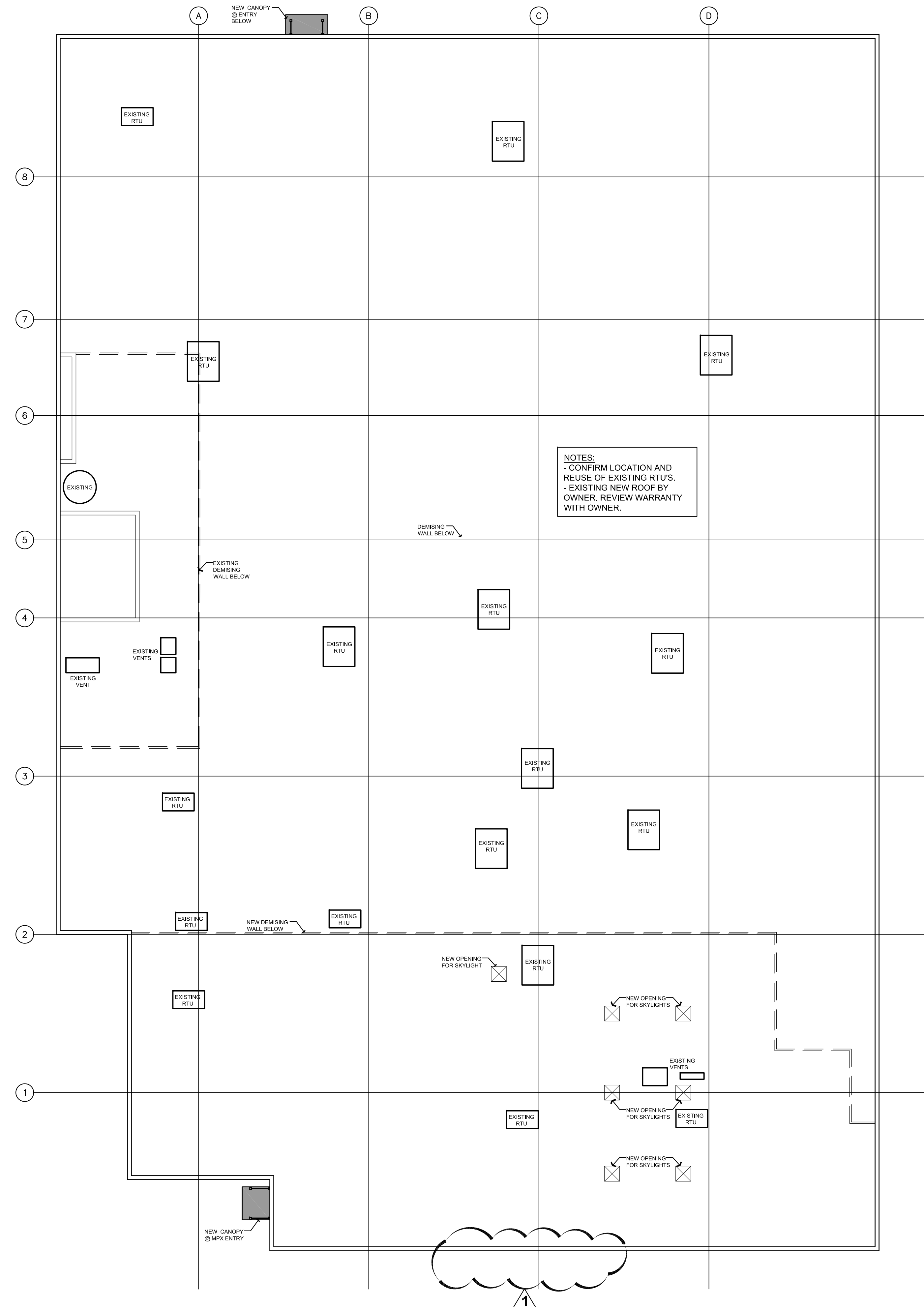
Date : JUNE 15, 2012  
Scale : 1/8"=1'-0"  
Project Number : 1990  
Drawn By : VR  
Checked By :

Drawing Title :  
**FLOOR PLAN  
MPX/ SFX  
WAREHOUSE**

Seal :  
  
H. D. Strauch

Sheet No. :

**1 FLOOR PLAN- SFX WAREHOUSE**  
SCALE: 1/16" =1'-0"



Revisions :

No. :	Date :	Remarks :
1	7/20/12	CANOPY REMOVAL

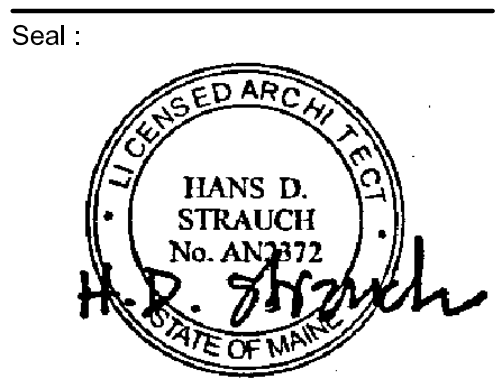
Project :

**2301 Congress Street**  
Portland, ME

Date : JUNE 15, 2012  
Scale : 1/16"=1'-0"  
Project Number : 1990  
Drawn By : VR  
Checked By : HDS

Drawing Title :

**ROOF PLAN**



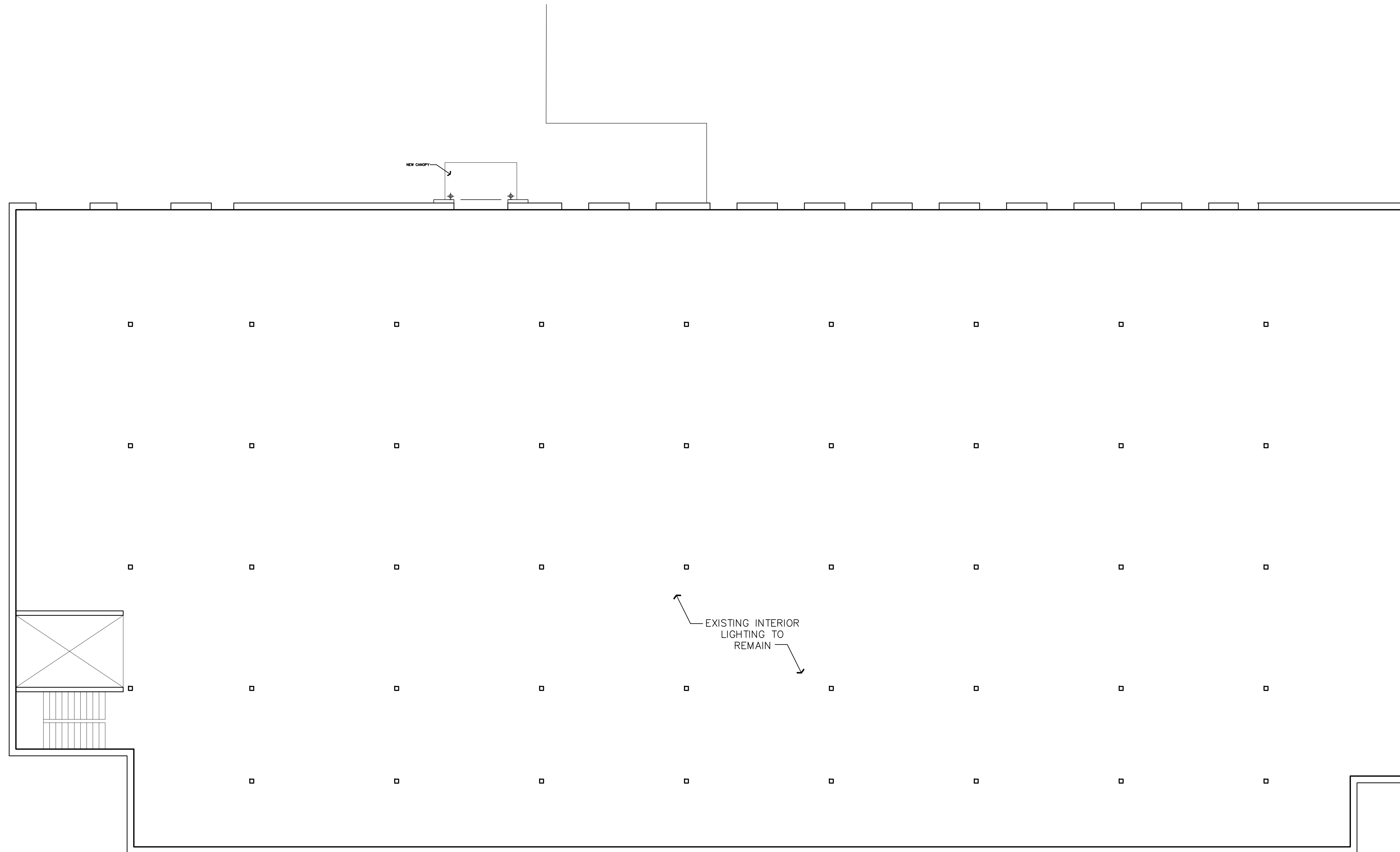
Sheet No. :

**1** ROOF PLAN  
SCALE: 1/16" = 1'-0"





Consultant :



Revisions :

No. : Date : Remarks :

No. :	Date :	Remarks :

Project :

**2301 Congress Street**  
Portland, ME

Date : JUNE 15, 2012

Scale : 1/8"=1'-0"

Project Number : 1990

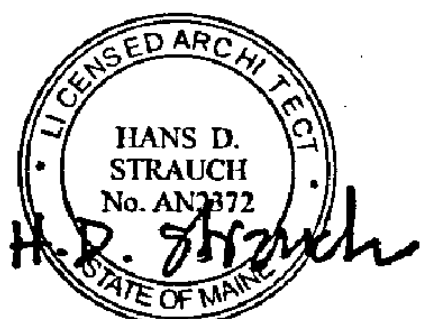
Drawn By : VR

Checked By : HDS

Drawing Title :

**REFLECTED CEILING PLAN LOWER LEVEL**

Seal :



Sheet No. :

Consultant :

Revisions :

No. :	Date :	Remarks :

Project :

**2301 Congress Street**  
Portland, ME

Date : JUNE 15, 2012

Scale : 1/8"=1'-0"

Project Number : 1990


Drawn By : VR

Checked By : HDS

Drawing Title :

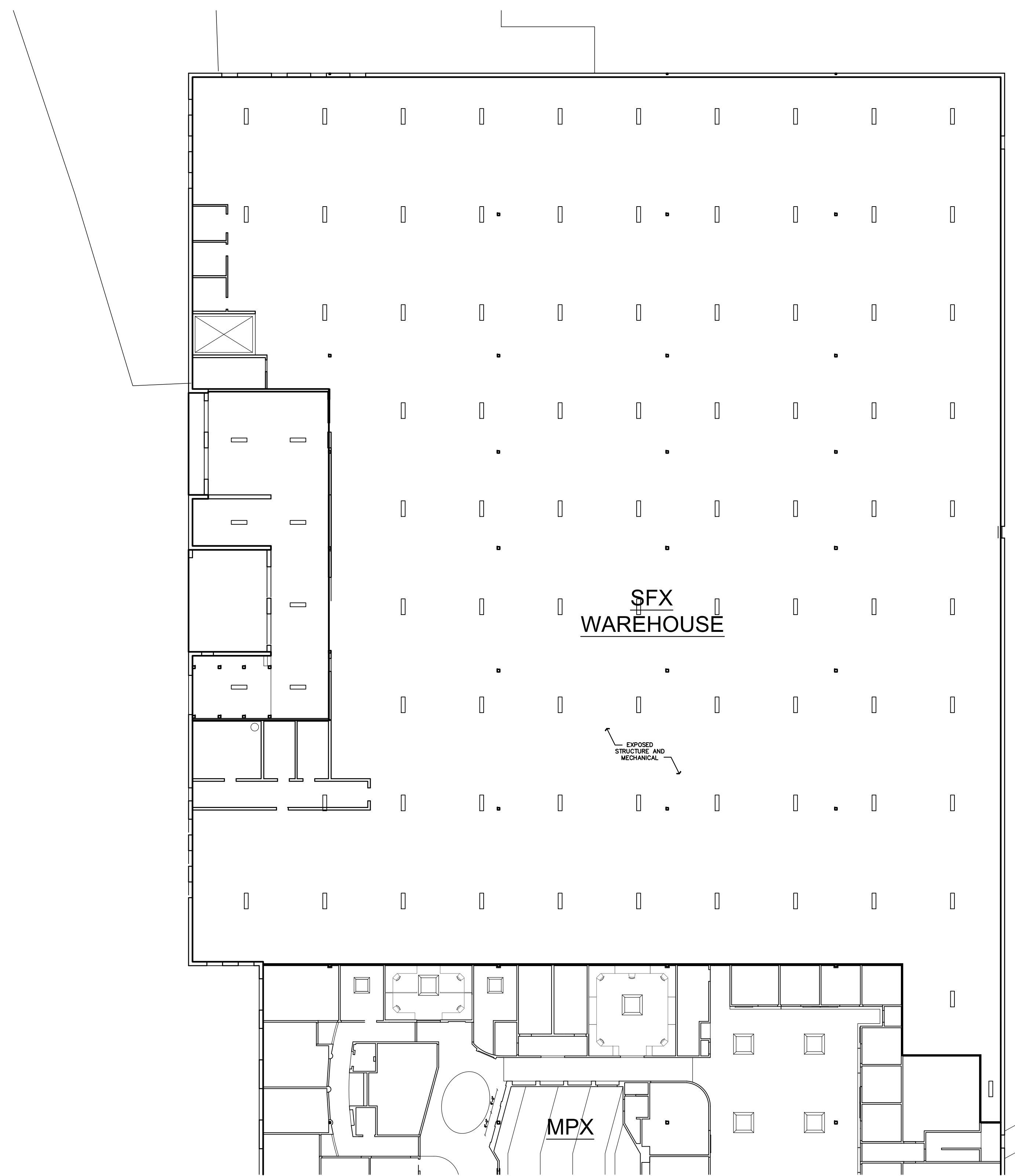
**REFLECTED CEILING PLAN**  
**SFW WAREHOUSE**

Seal :




Sheet No. :

**A2.3**

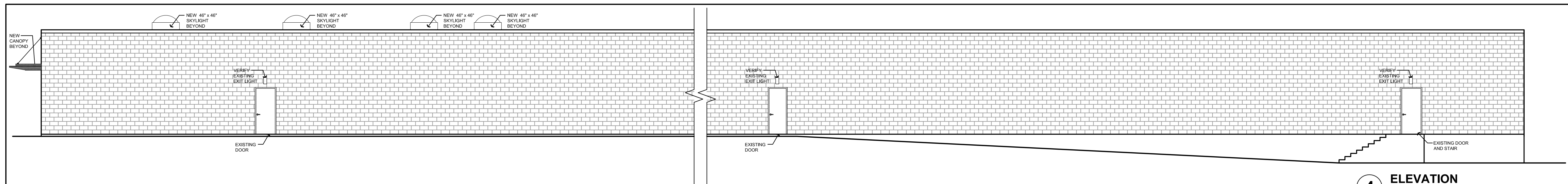


**1 REFLECTED CEILING PLAN-SFX**  
SCALE: 1/16" = 1'-0"

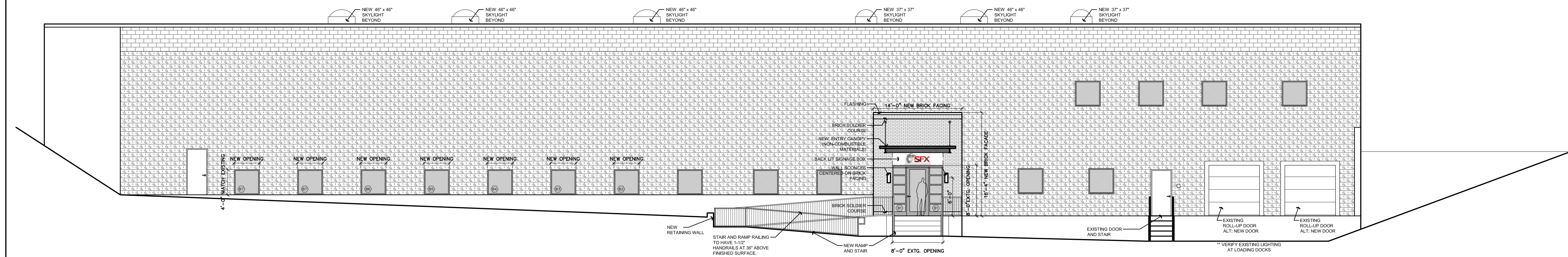
**WAREHOUSE KEY:**

**14**  SUSPENDED FLUORESCENT FIXTURE,  
HIGH EFFICIENCY, MOTION DETECTORS

Consultant :



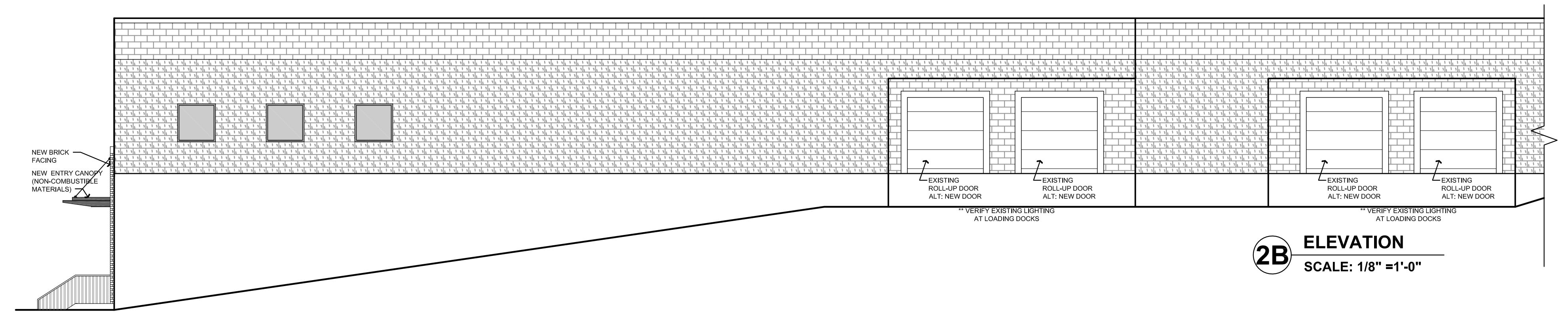
**4** ELEVATION  
SCALE: 1/8" = 1'-0"



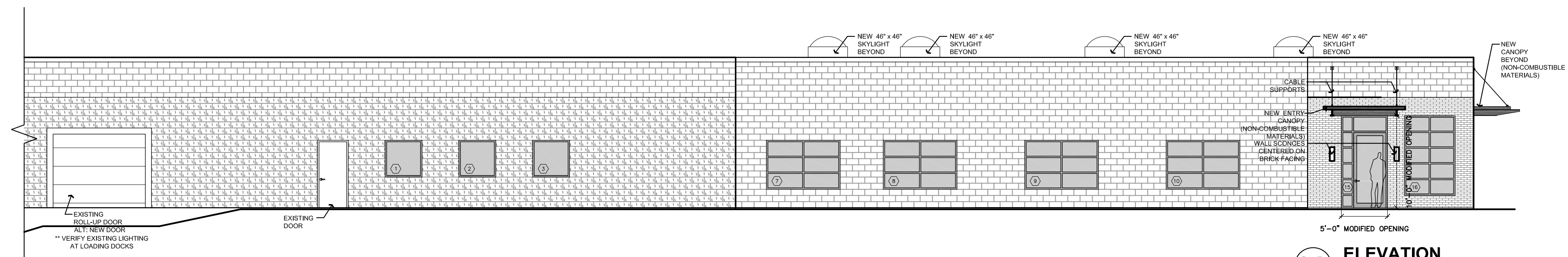
**3** ELEVATION  
SCALE: 1/8" = 1'-0"

**NOTES:**

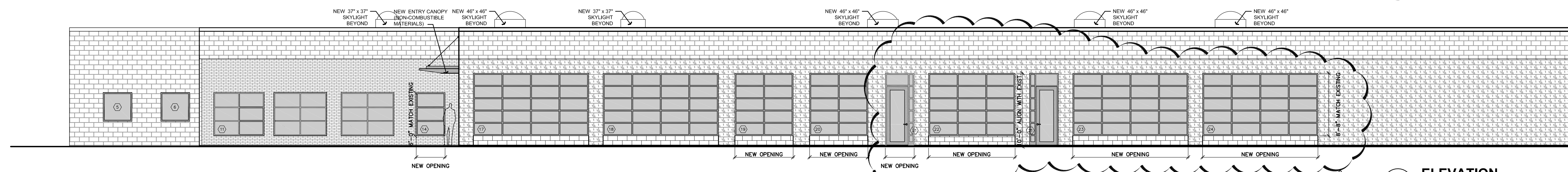
- 1.) ALL NEW PAINTED ALUMINUM 'STOREFRONT' WINDOWS
- 2.) CONFIRM REUSE OF ALL ROLL-UP AND EXISTING DOORS
- 3.) PAINT ALL EXTERIOR DOORS AND FRAMES



**2B** ELEVATION  
SCALE: 1/8" = 1'-0"



**2A** ELEVATION  
SCALE: 1/8" = 1'-0"



**1** ELEVATION  
SCALE: 1/8" = 1'-0"

Revisions :

No. :	Date :	Remarks :
1	7/20/12	CANOPY REMOVAL

Project :

**2301 Congress Street**  
Portland, ME

Date : JUNE 15, 2012  
Scale : 1/8"=1'-0"  
Project Number :  
Drawn By : VR  
Checked By : HDS

Drawing Title :

**EXTERIOR BUILDING ELEVATIONS**

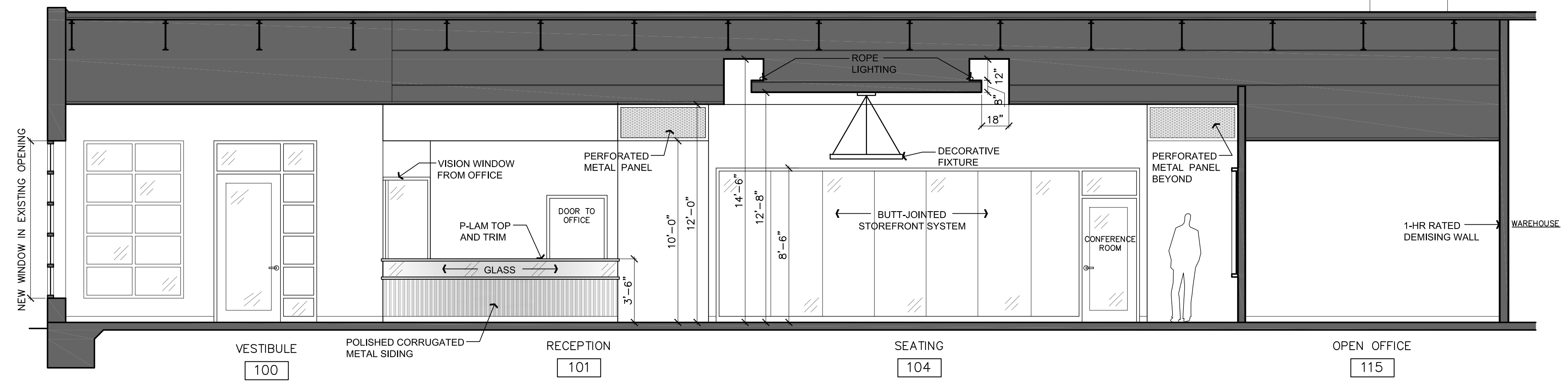
Seal :

Sheet No. :

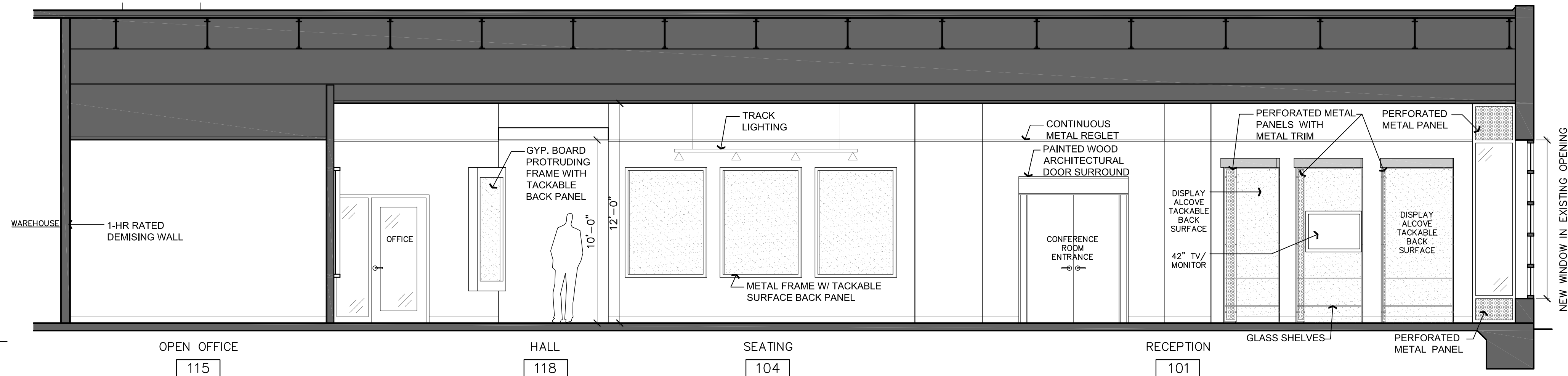
**A3.0**

Consultant:

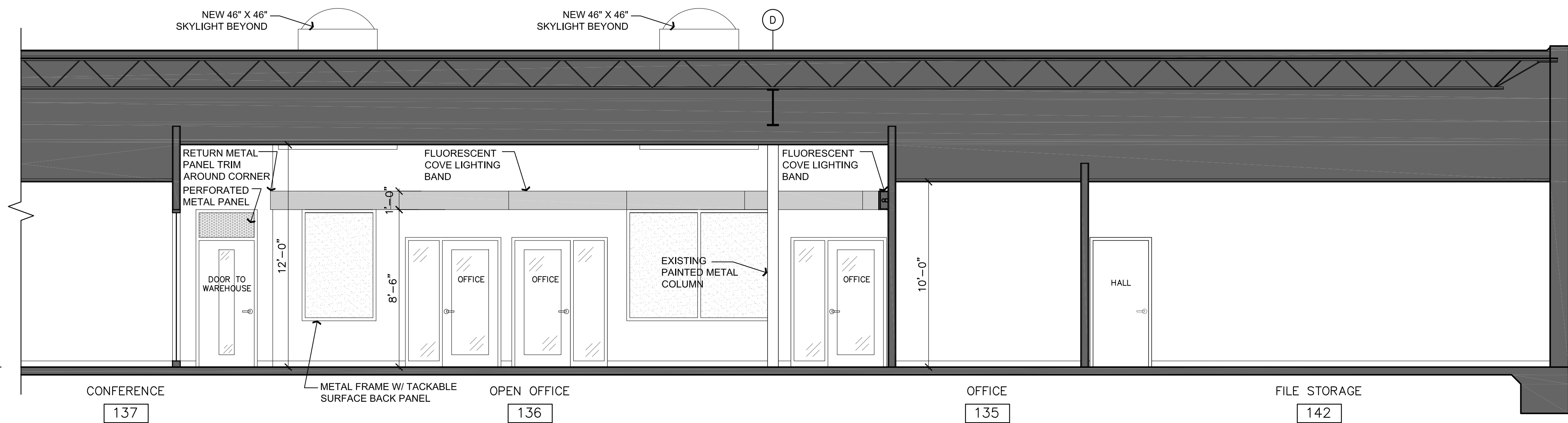
**4 BUILDING SECTION**  
 SCALE: 1/4" = 1'-0"



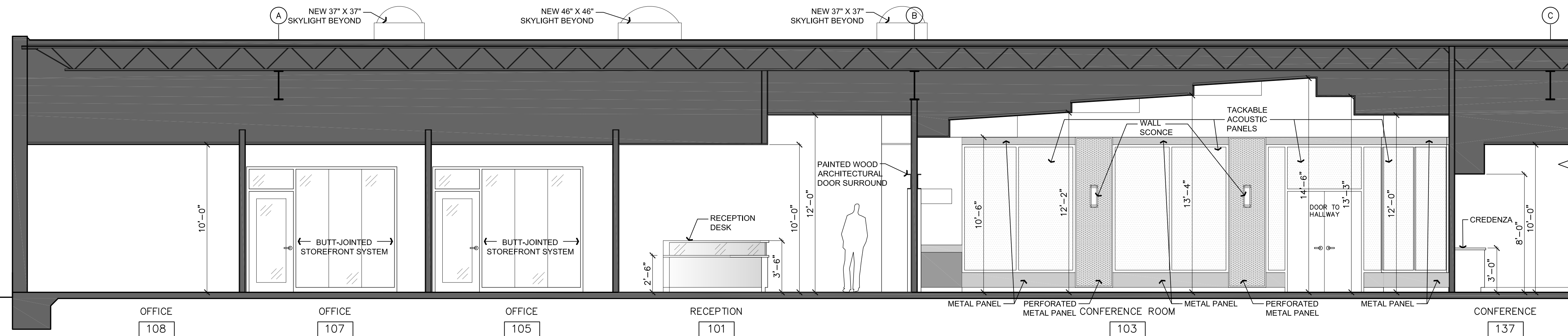
**3 BUILDING SECTION**  
 SCALE: 1/4" = 1'-0"



**2 BUILDING SECTION**  
 SCALE: 1/4" = 1'-0"



**1 BUILDING SECTION**  
 SCALE: 1/4" = 1'-0"



Revisions:

No.:	Date:	Remarks:


Project:

**2301 Congress Street**  
 Portland, ME

Date: June 15, 2012  
 Scale: 1/4"=1'-0"  
 Project Number: 1990  
 Drawn By: VR  
 Checked By: HDS

Drawing Title:

**BUILDING SECTIONS**  
 MPX



Sheet No.:



Consultant :

Revisions :

No. :	Date :	Remarks :

Project :

**2301 Congress Street**  
Portland, ME

Date : June 15, 2012

Scale : 1/4"=1'-0"

Project Number : 1990


Drawn By : VR

Checked By : HDS

Drawing Title :

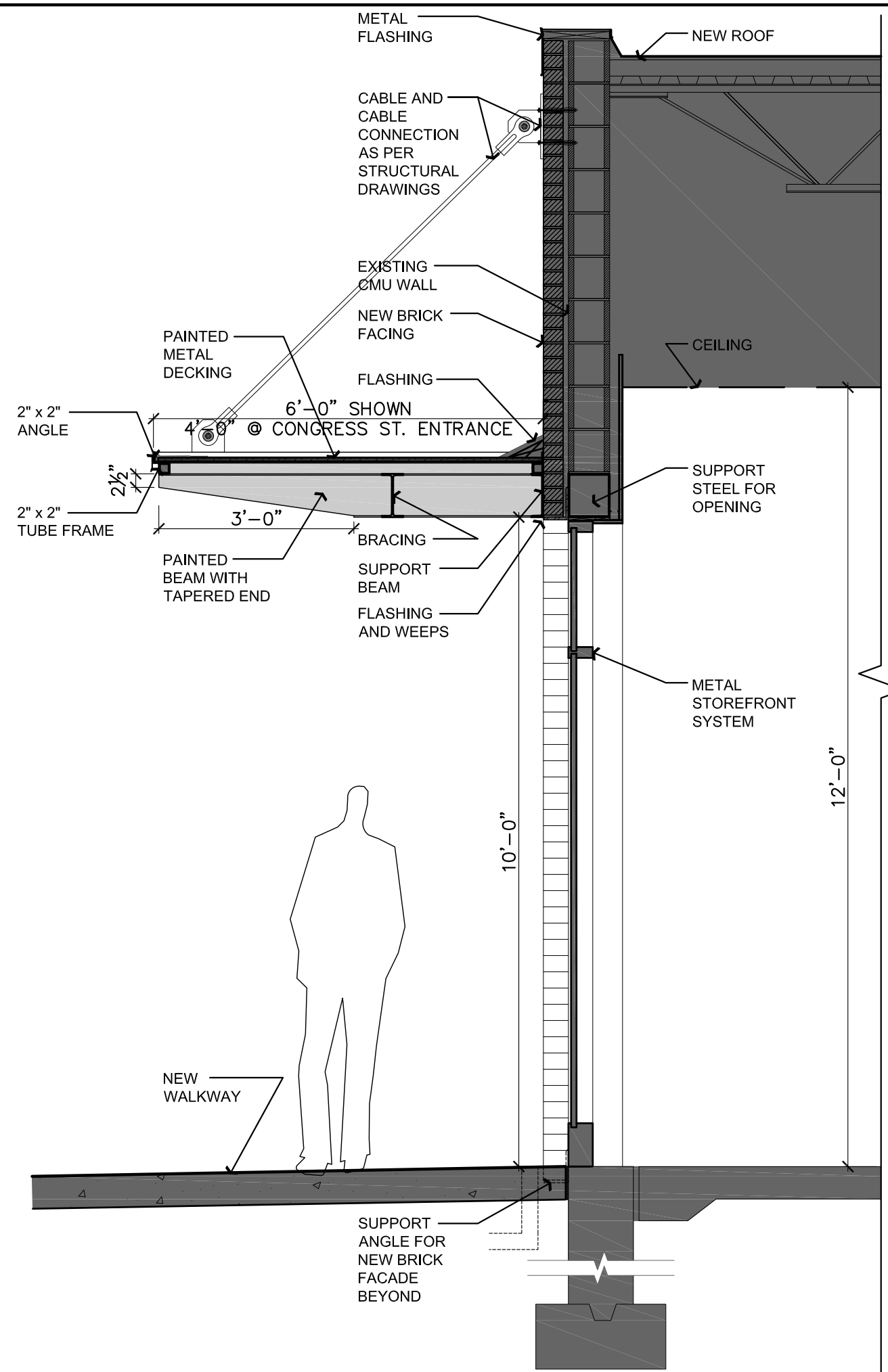
**BUILDING SECTIONS**  
MPX

Seal :

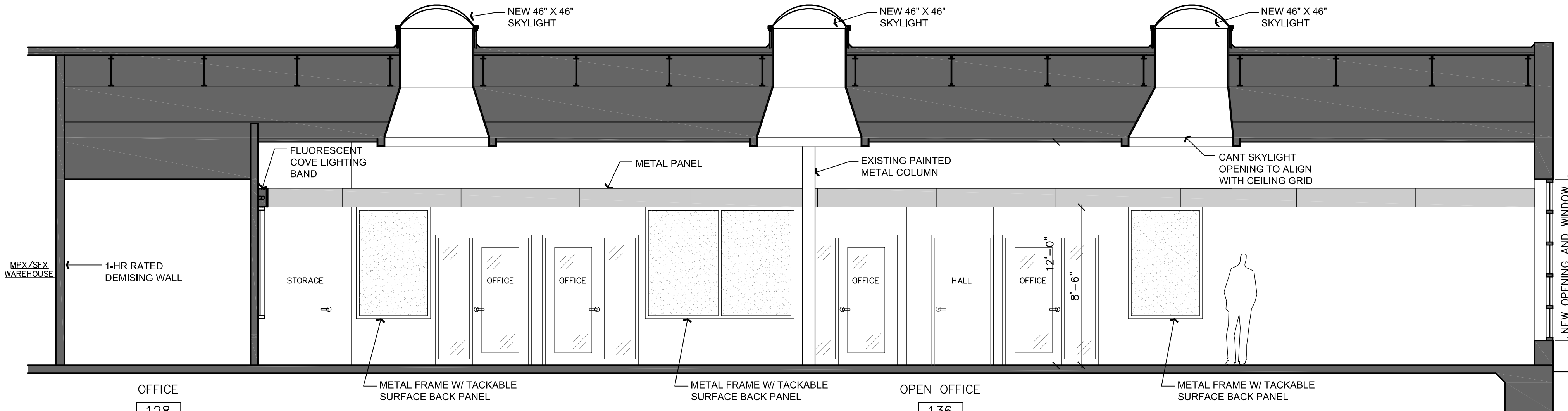


Sheet No. :

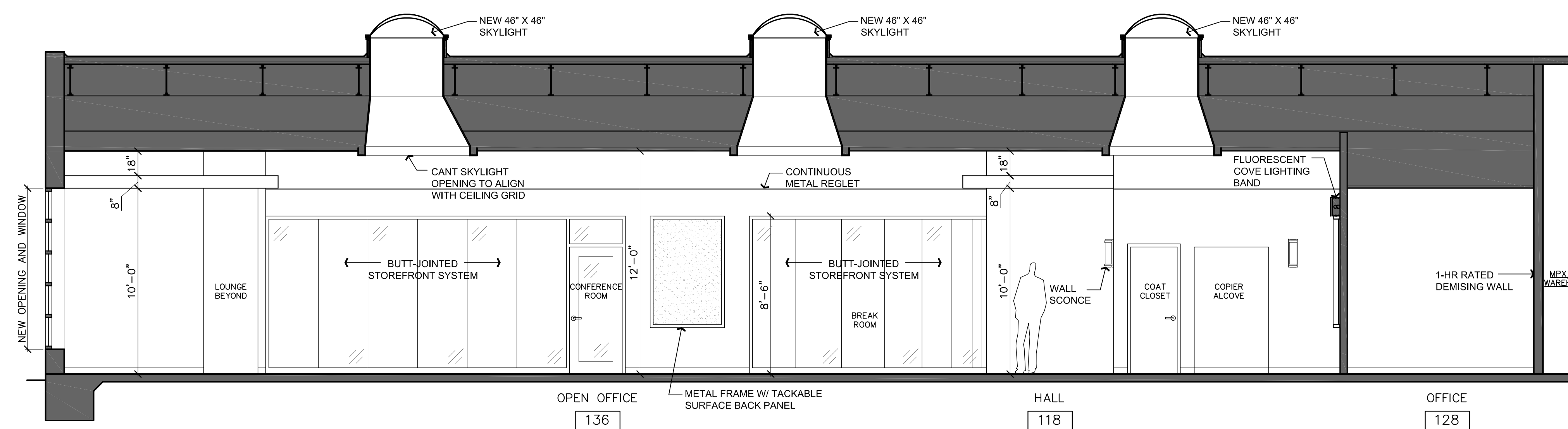
**A4.2**



**3 TYPICAL CANOPY SECTION**  
SCALE: 1/2" = 1'-0"



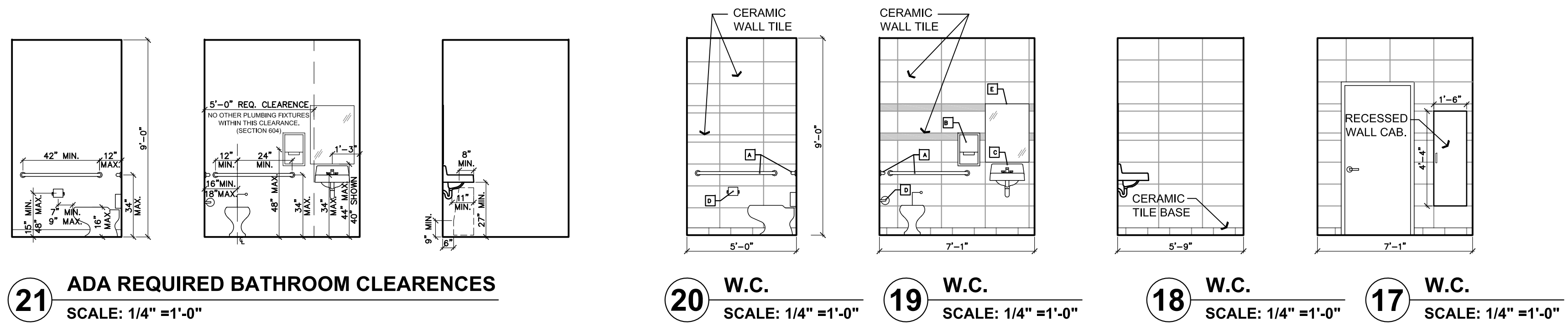
**2 BUILDING SECTION**  
SCALE: 1/4" = 1'-0"



**1 BUILDING SECTION**  
SCALE: 1/4" = 1'-0"

**\*PLUMBING ACCESSORIES LEGEND**

- 1 1/2" DIA. GRAB BAR 42" LONG, W/ CONCEALED MOUNTING 18 GA. TYPE 304 STAINLESS STL. FIN. W/ TEXTURED GRIP. MTD. @ 33"-36" A.F.F.
  - PAPER TOWEL DISPENSER & WASTE RECEPTACLE. SEMI-RECESSED WALL MTD. S.S. ASI MODEL # 0469-2 OR EQUAL.
  - WALL-MOUNTED SINK, MTD SOAP DISPENSER/ S.S. FINISH
  - TOILET TISSUE DISPENSER
  - MIRROR, FRAMELESS
- TYPICAL NOTE: ALL TOILET ROOMS - INSTALL BLOCKING IN METAL STUD WALL FRAMING AT LOCATIONS TO RECEIVE GRAB BAR, TOILET PARTITIONS, COUNTERTOPS, AND SURFACE MOUNTED ACCESSORY MOUNTINGS.
- \*FINAL SELECTION TO BE COORDINATED W/ OWNER



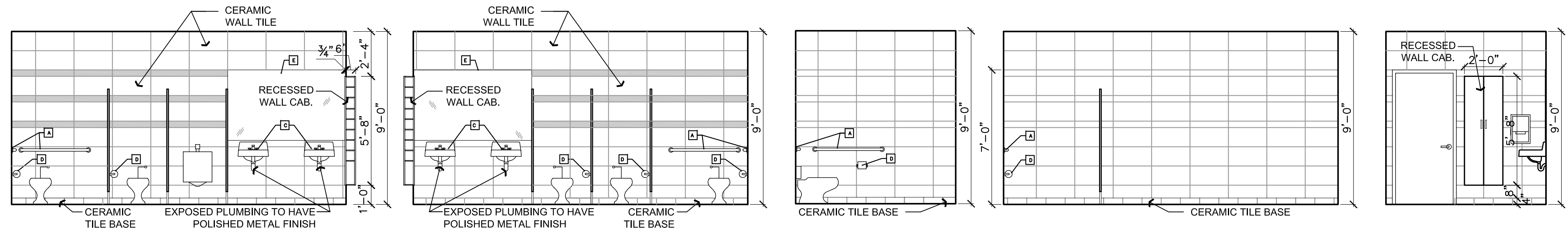
**21 ADA REQUIRED BATHROOM CLEARENCES**  
 SCALE: 1/4" = 1'-0"

**20 W.C.**  
 SCALE: 1/4" = 1'-0"

**19 W.C.**  
 SCALE: 1/4" = 1'-0"

**18 W.C.**  
 SCALE: 1/4" = 1'-0"

**17 W.C.**  
 SCALE: 1/4" = 1'-0"



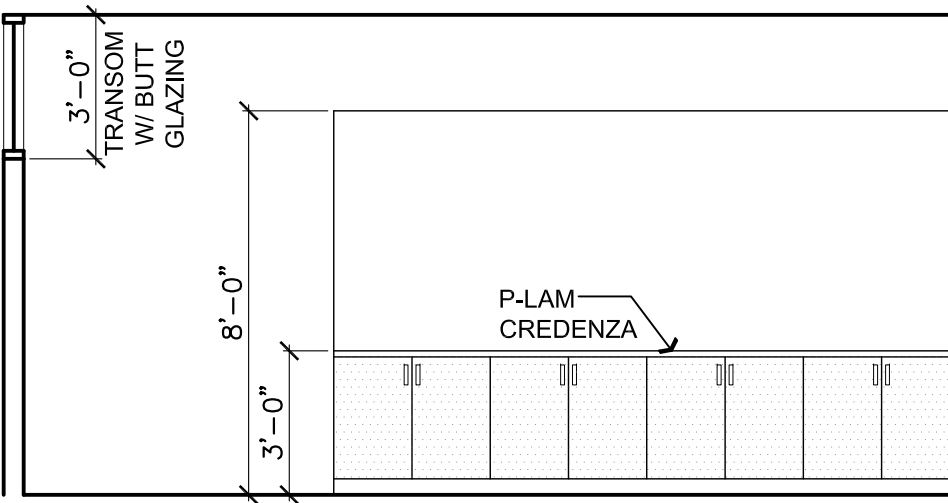
**16 MEN'S**  
 SCALE: 1/4" = 1'-0"

**15 WOMEN'S**  
 SCALE: 1/4" = 1'-0"

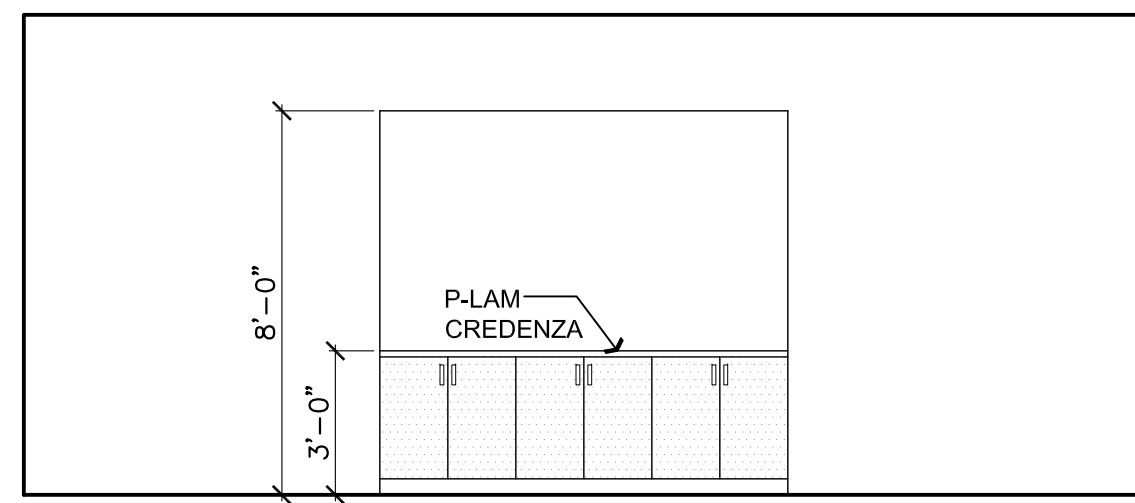
**14 TYP. BATHROOM**  
 SCALE: 1/4" = 1'-0"

**13 TYP. BATHROOM**  
 SCALE: 1/4" = 1'-0"

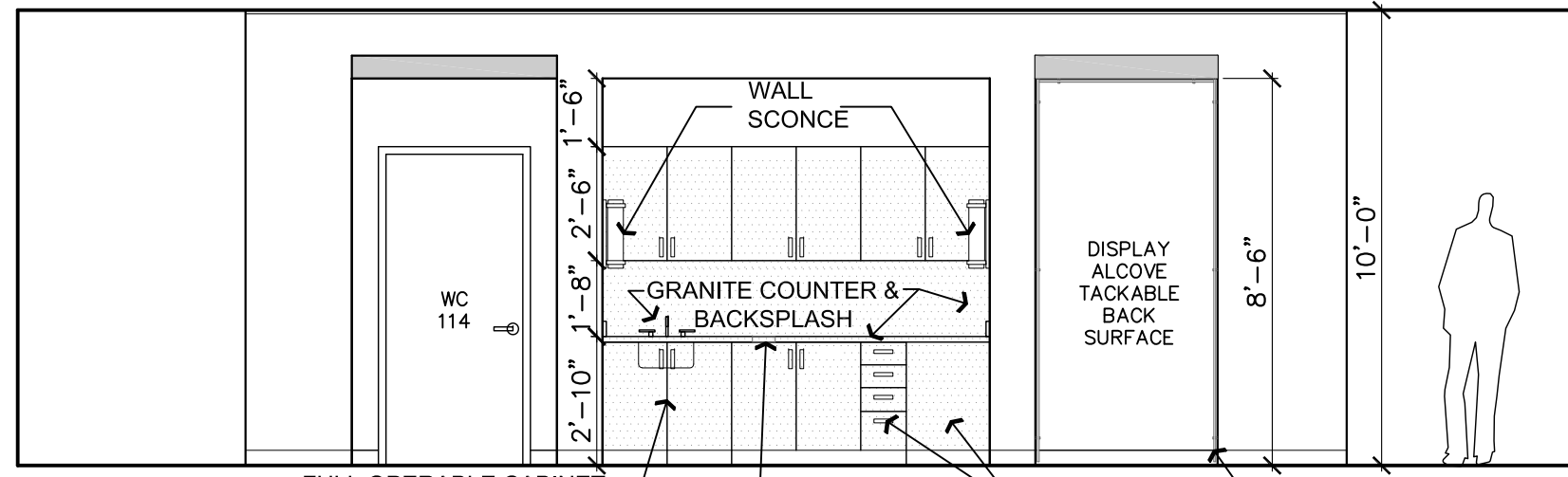
**12 TYP. BATHROOM**  
 SCALE: 1/4" = 1'-0"




**11 CONFERENCE ROOM**  
 SCALE: 1/4" = 1'-0"



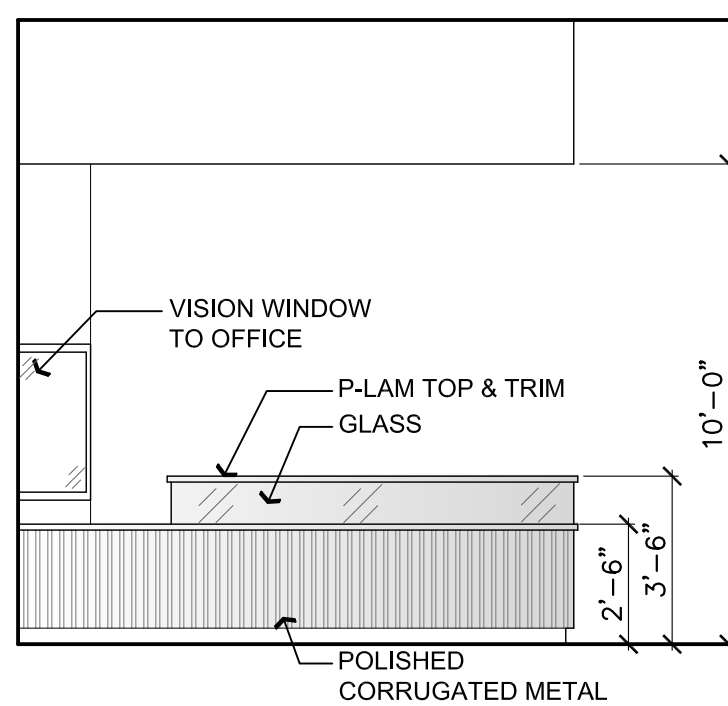
**10 CONFERENCE ROOM**  
 SCALE: 1/4" = 1'-0"



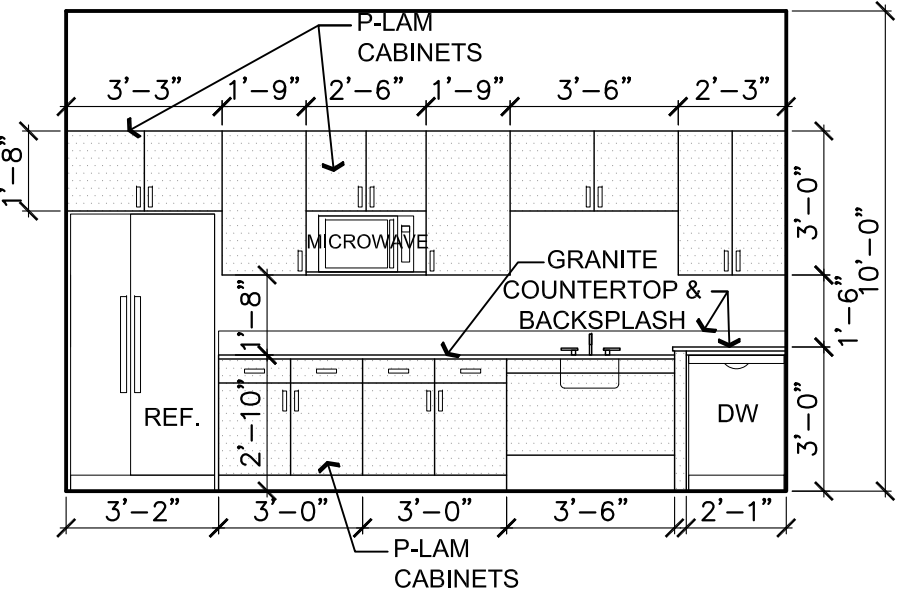
**9 COFFEE ALCOVE**  
 SCALE: 1/4" = 1'-0"



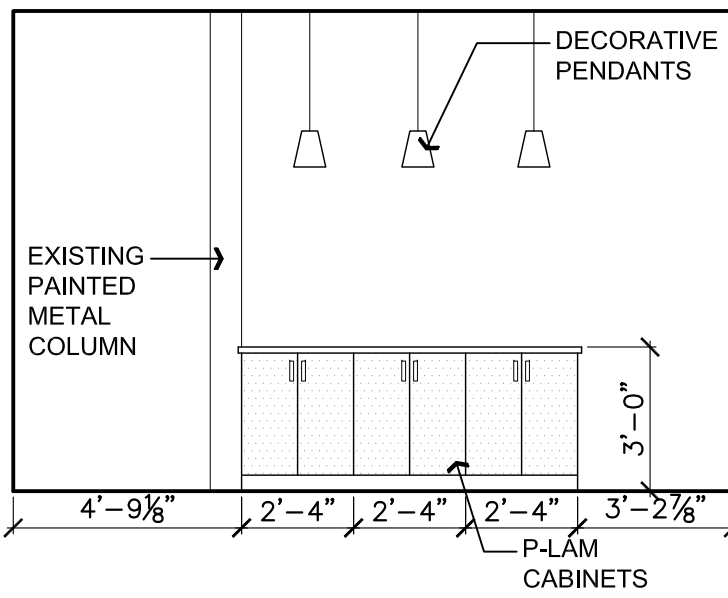
**8 EXECUTIVE HALLWAY**  
 SCALE: 1/4" = 1'-0"



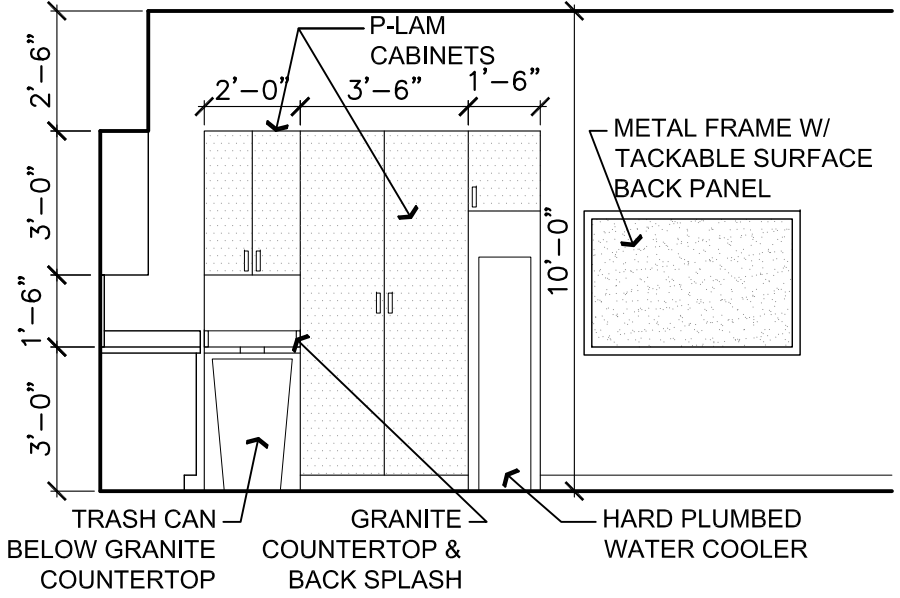
**7 RECEPTION DESK**  
 SCALE: 1/4" = 1'-0"



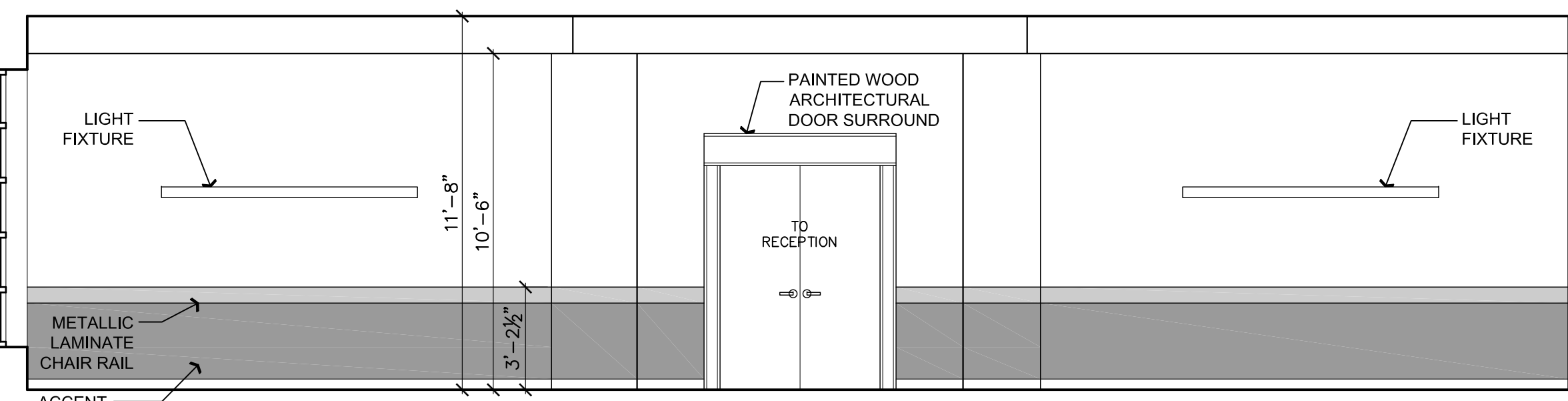
**6 BREAK ROOM**  
 SCALE: 1/4" = 1'-0"



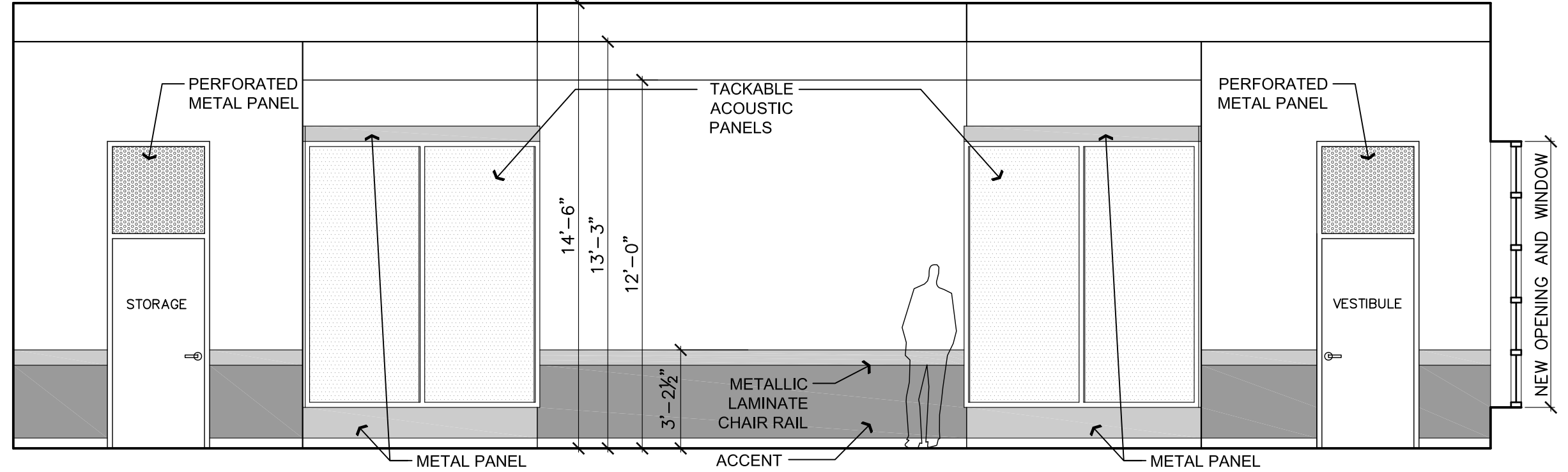
**5 BREAK ROOM**  
 SCALE: 1/4" = 1'-0"



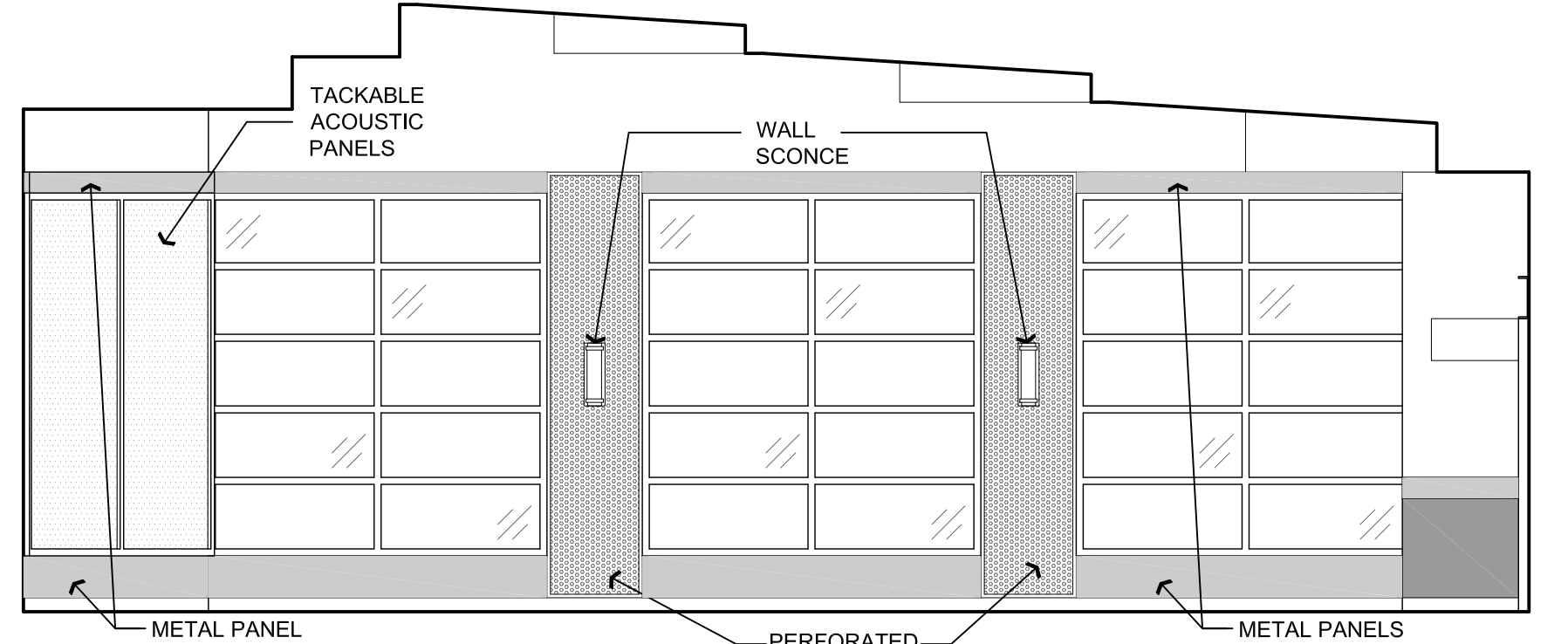
**4 BREAK ROOM**  
 SCALE: 1/4" = 1'-0"



**3 CONFERENCE ELEVATION**  
 SCALE: 1/4" = 1'-0"



**2 CONFERENCE ELEVATION**  
 SCALE: 1/4" = 1'-0"



**1 CONFERENCE ELEVATION**  
 SCALE: 1/4" = 1'-0"

Revisions:

No.	Date	Remarks

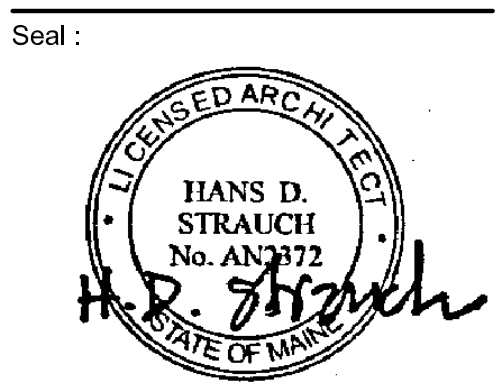
Project:

**2301 Congress Street**  
 Portland, ME

Date: June 15, 2012  
 Scale: 1/4" = 1'-0"  
 Project Number: 1990  
 Drawn By: VR  
 Checked By: HDS

Drawing Title:


**INTERIOR ELEVATIONS MPX**



Sheet No.:

**A4.3**



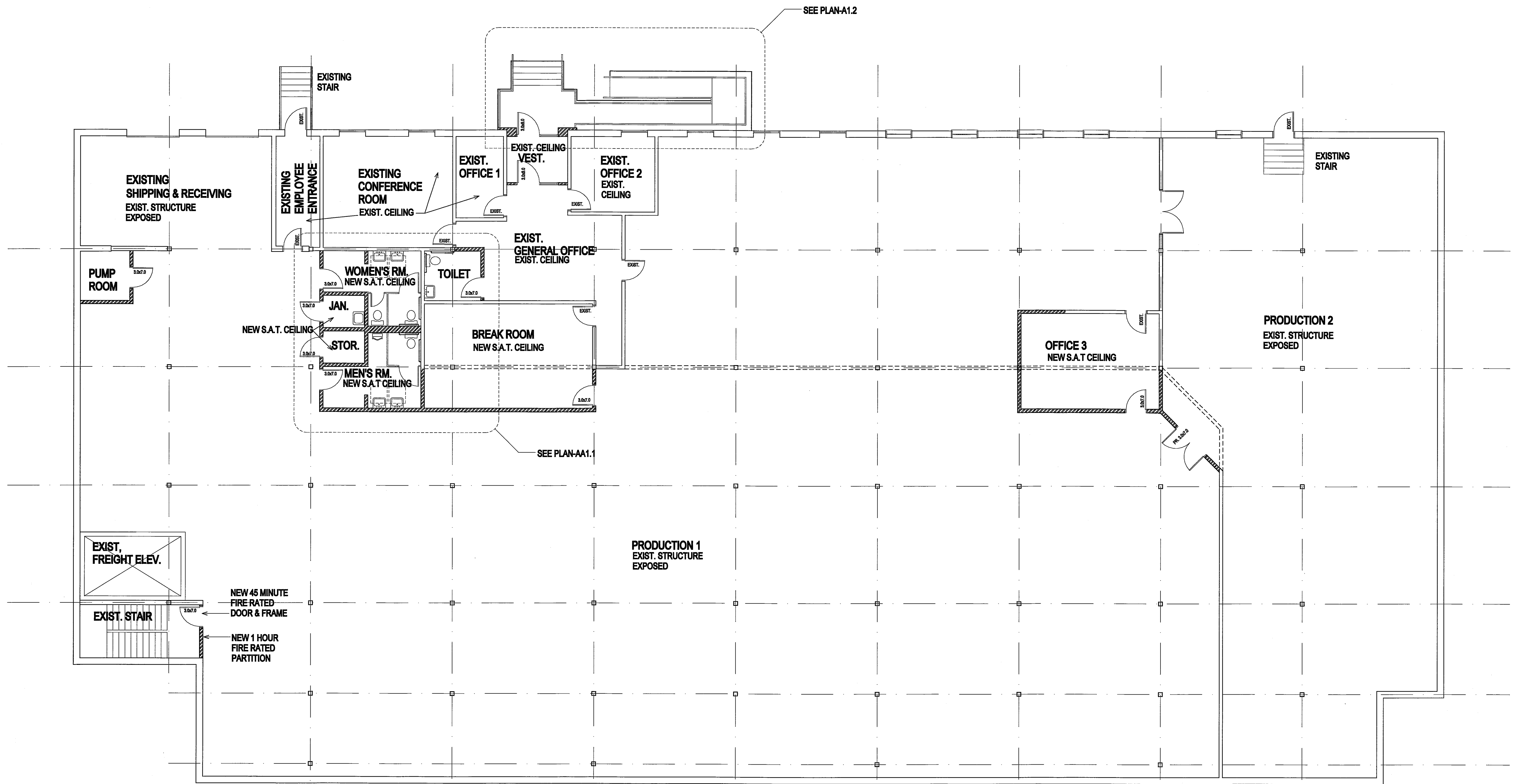


CONSTRUCTION MANAGER  
 GREAT FALLS CONSTRUCTION  
 20 MECHANIC STREET  
 GORHAM, MAINE 04038  
 T - 207 839-2744

ARCHITECT  
 REED & CO. ARCHITECTURE  
 30 PLEASANT STREET  
 PORTLAND, ME 04101  
 T - 207 871-5678

STRUCTURAL ENGINEER  
 STRUCTURAL INTEGRITY  
 77 OAK STREET  
 PORTLAND, ME 04101  
 T - 207 774 4614


LIFE SAFETY PLANS  
 ELECTRICAL DESIGN CONSULTANTS  
 P.O. BOX 282  
 LONG ISLAND, ME 04050  
 T - 207 788-5041



**LEGEND**

- EXISTING WALL TO REMAIN
- EXISTING WALL TO BE REMOVED
- NEW INTERIOR WALL

ALL WALLS TO HAVE 5/8" TYPE X  
 GWB EACH SIDE 3 5/8" METAL  
 STUDS @ 16" OC, WITH 3"  
 SOUND ATTENUATION INSULATION  
 IN STUD SPACE.




PERMIT SET

RENOVATIONS FOR  
**SFX**  
 2301 Congress Street  
 Portland, Maine

Title: LOWER LEVEL PLAN

Sheet No.  
**AA1.0**

Scale: 1/8" = 1'-0"  
 Date: 6/25/12  
 Revised: 7/19/12

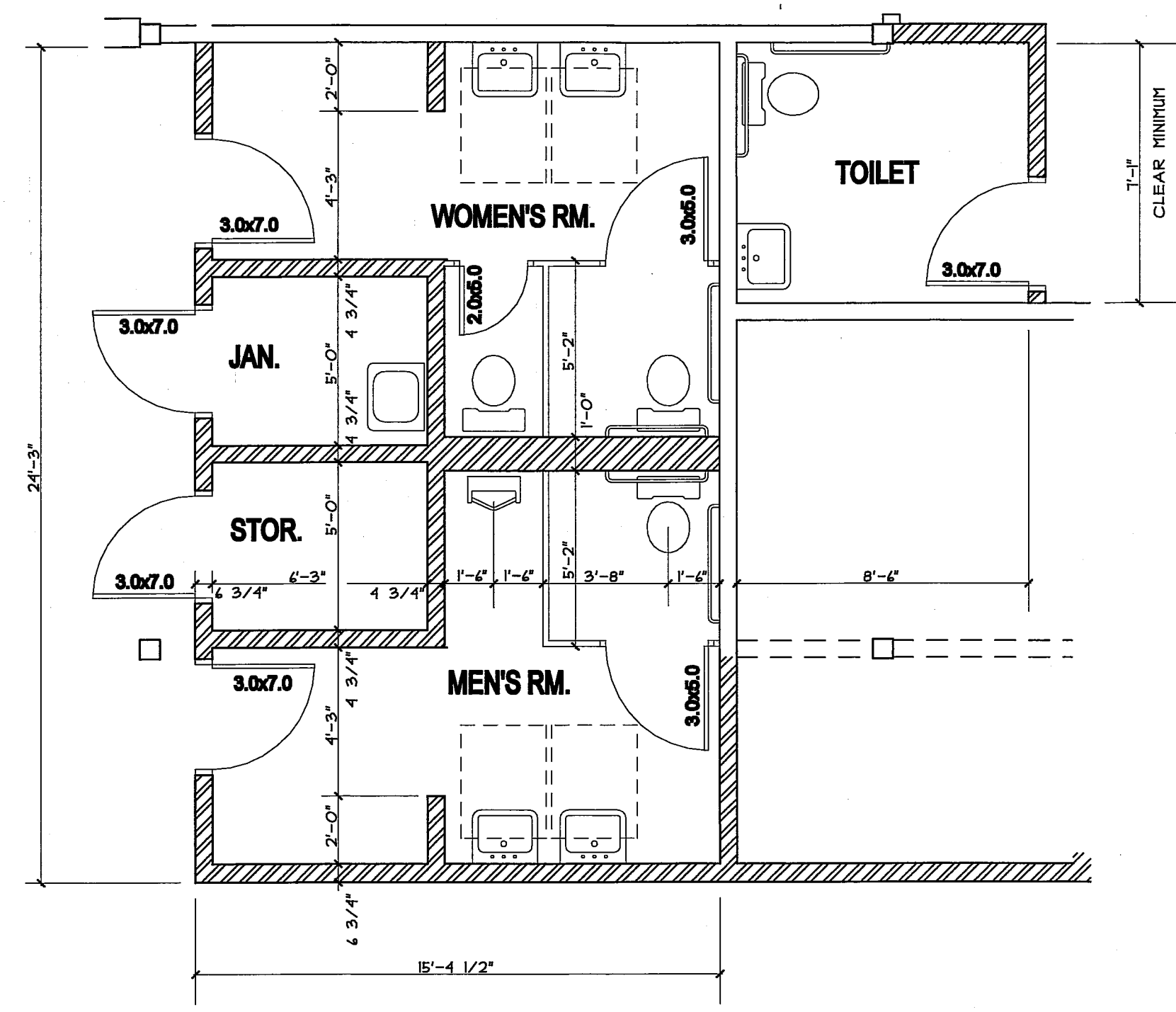


CONSTRUCTION MANAGER  
 GREAT FALLS CONSTRUCTION  
 20 MECHANIC STREET  
 GORHAM, MAINE 04038  
 T - 207 839-2744

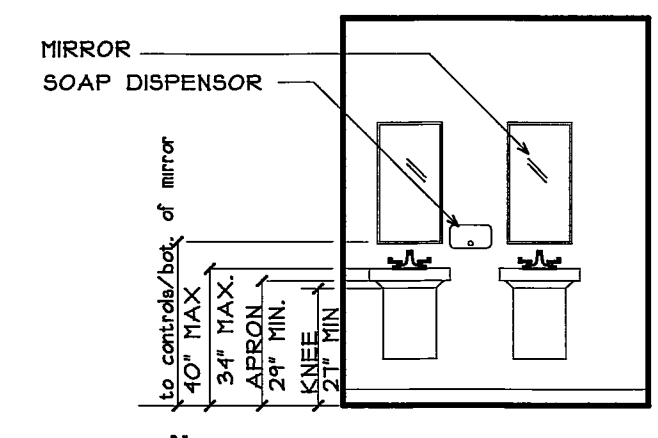
ARCHITECT  
 REED & CO. ARCHITECTURE  
 30 PLEASANT STREET  
 PORTLAND, ME 04101  
 T - 207 871-5676

STRUCTURAL ENGINEER  
 STRUCTURAL INTEGRITY  
 77 OAK STREET  
 PORTLAND, ME 04101  
 T - 207 774 4614

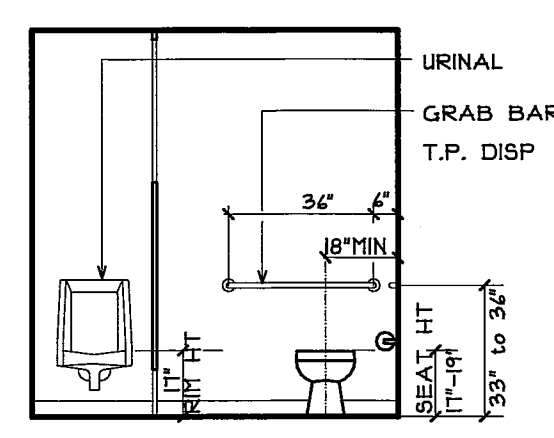
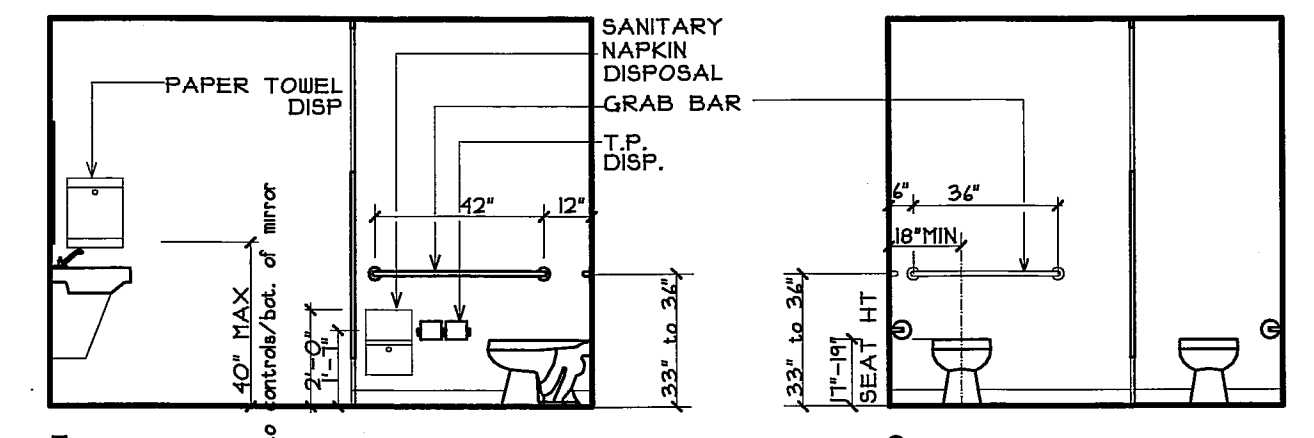
LIFE SAFETY PLANS  
 ELECTRICAL DESIGN CONSULTANTS  
 P.O. BOX 282  
 LONG ISLAND, ME 04050  
 T - 207 766-5341



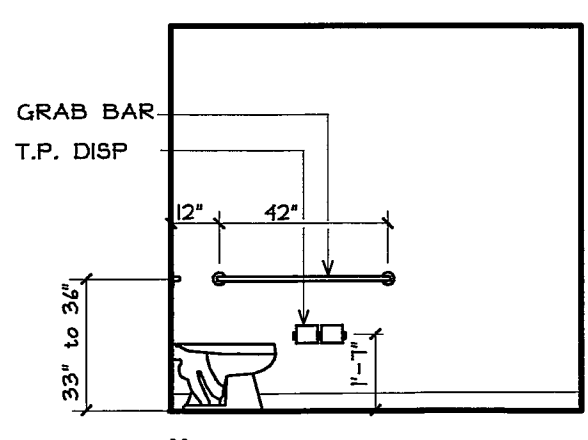
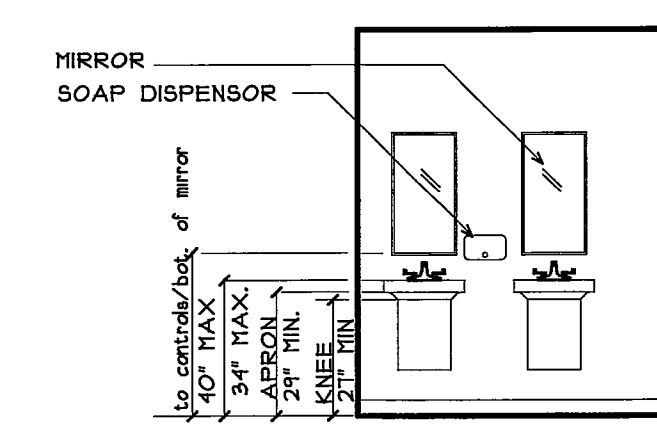
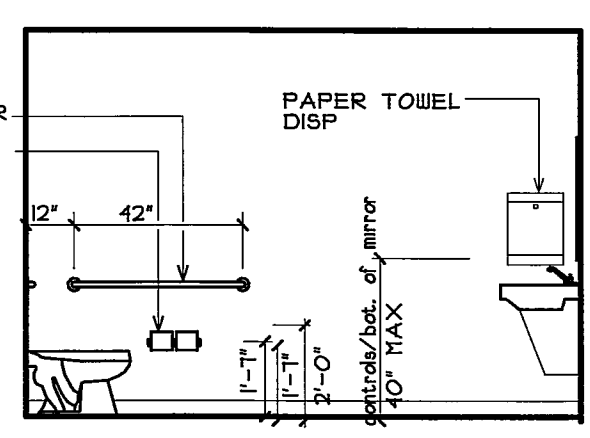
**TOILET ROOM PLANS**  
 1/4" = 1'-0"



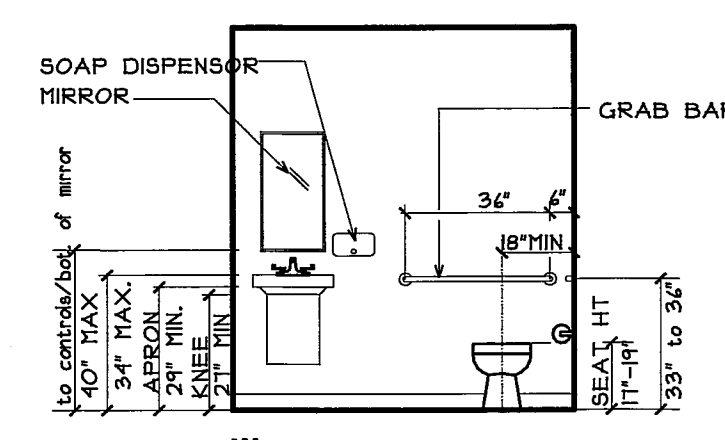
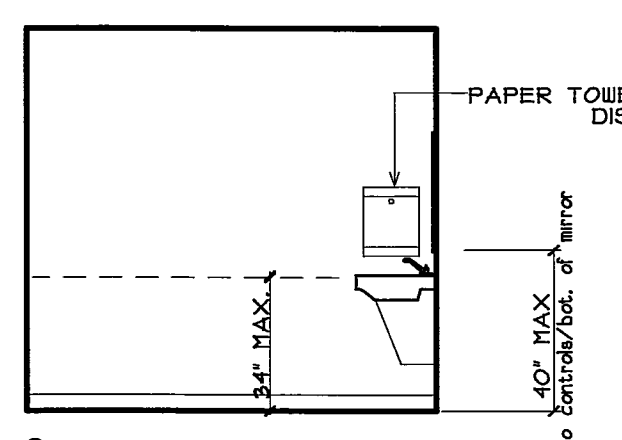
**WOMEN'S ROOM**  
 1/4" = 1'-0"



**MEN'S ROOM**  
 1/4" = 1'-0"



**TOILET**  
 1/4" = 1'-0"



RENOVATIONS FOR  
**SFX**  
 2301 Congress Street  
 Portland, Maine

Title: LOWER LEVEL  
 PLANS & DETAILS

Sheet No.  
**AA1.1**

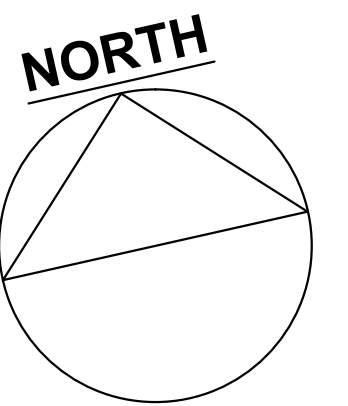
Scale: AS NOTED  
 Date: 6/25/12  
 Revised: 7/19/12

PERMIT SET





Consultant:



Revisions:

No.	Date	Remarks
1	7-20-12	OPENINGS - CANOPY REMOVAL

Project:


**2301 Congress St**  
Portland, ME

Date: JUNE 19, 2012  
Scale: 1/8"=1'-0"  
Project Number: ---  
Drawn By: ---  
Checked By: ---

Drawing Title:

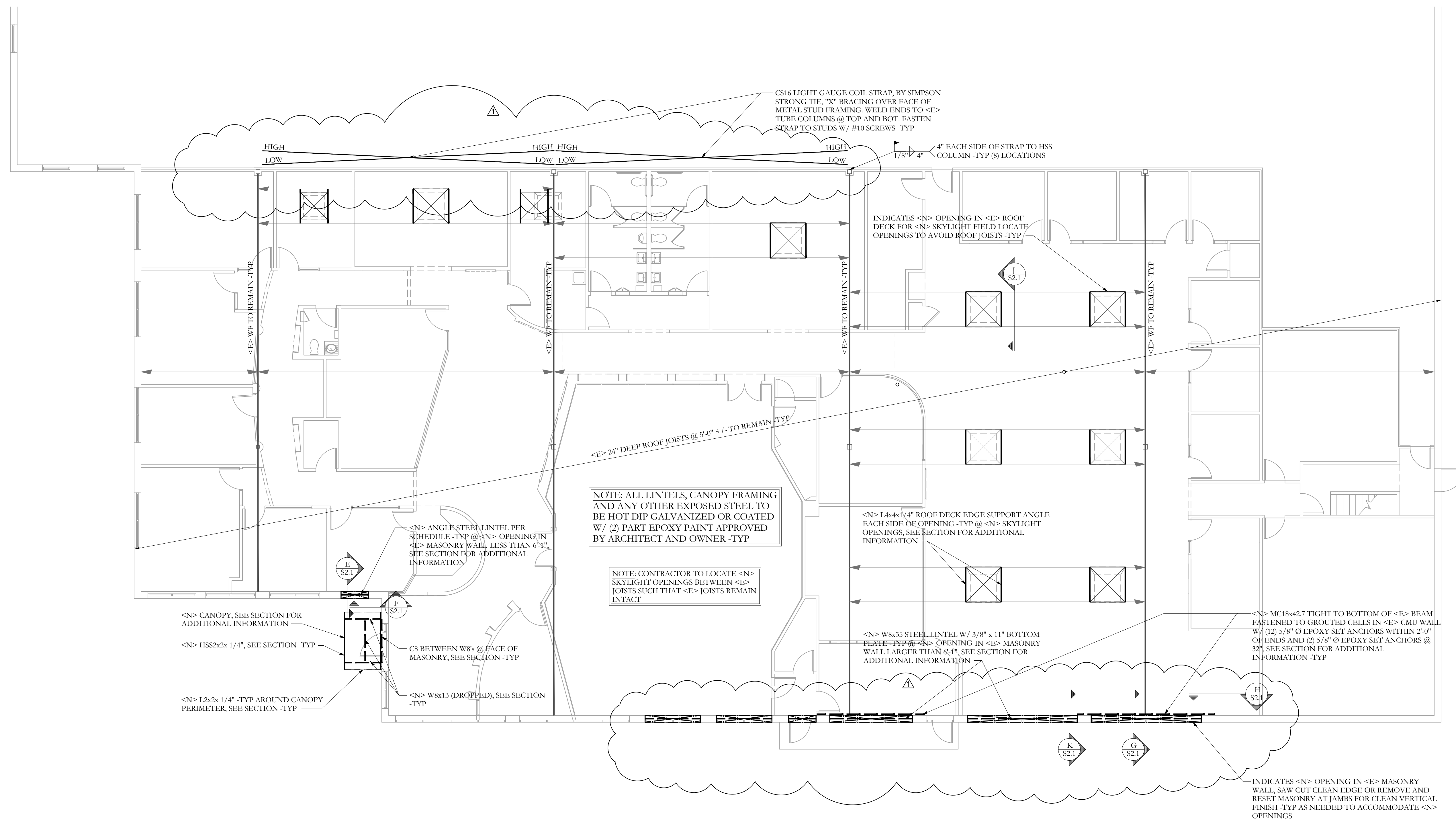
**PARTIAL NEW  
OPENING  
REFERENCE  
PLAN**

Seal:



Sheet No.:

**S1.2**



**PARTIAL NEW OPENING REFERENCE PLAN**  
SCALE: N.T.S.

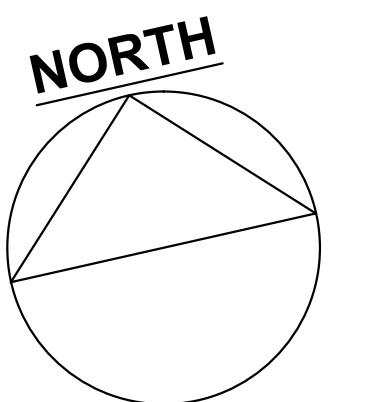
NOTES:  
1. <E> INDICATES EXISTING FRAMING MEMBER TO REMAIN  
2. <N> INDICATES NEW FRAMING MEMBER  
3. CONTRACTOR TO SHORE ALL FRAMING AS NEEDED TO MAKE ALTERATIONS  
4. NOTIFY SI Inc. OF ANY DISCREPANCIES FOUND IN THE FIELD  
5. VERIFY ALL OPENING LOCATION AND DIMENSIONS W/ OWNER AND LATEST ARCHITECTURAL DRAWINGS -TYP

Consultant:

**Structural Integrity**  
Consulting Engineers, Inc.

77 Oak Street  
Portland, ME, 04101  
p. 207-774-4614  
f. 966-793-7835  
www.structintegrity.com

BUILD WITH CONFIDENCE  
C24276 Structural Integrity Consulting Engineers, Inc.  
SI# 12-0048



Revisions:

No.:	Date:	Remarks:

Project:

**2301 Congress St**

Portland, ME

---

---

Date: JUNE 19, 2012

Scale: 1/8"=1'-0"

Project Number: ---


Drawn By: ---

Checked By: ---

Drawing Title:

**SECTIONS**

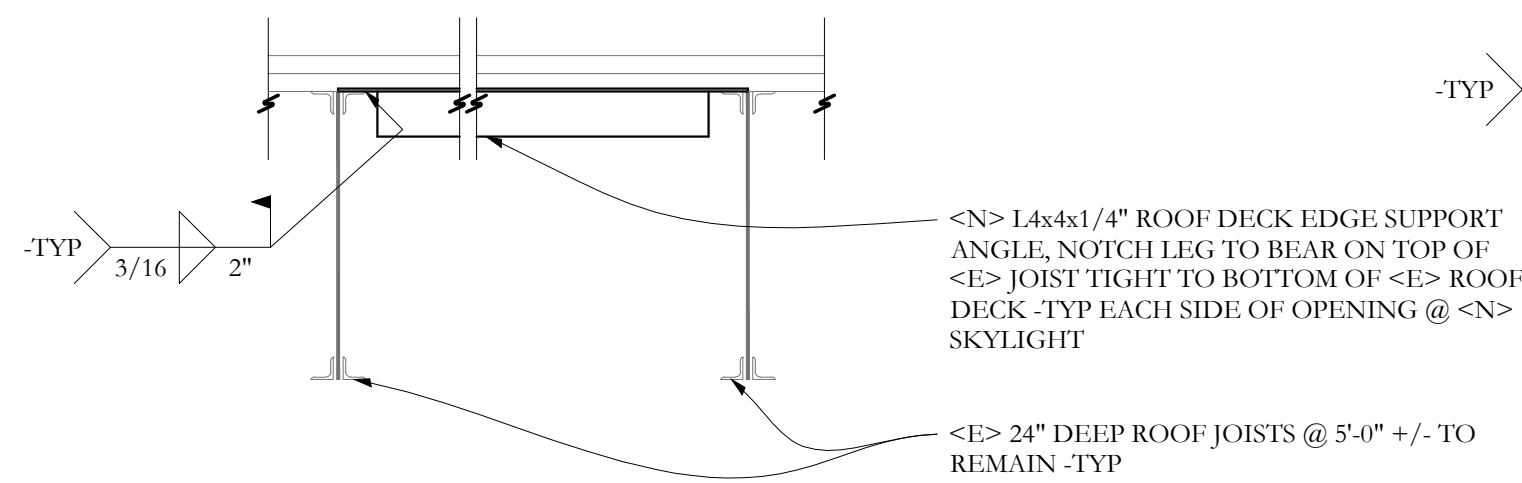
Seal:



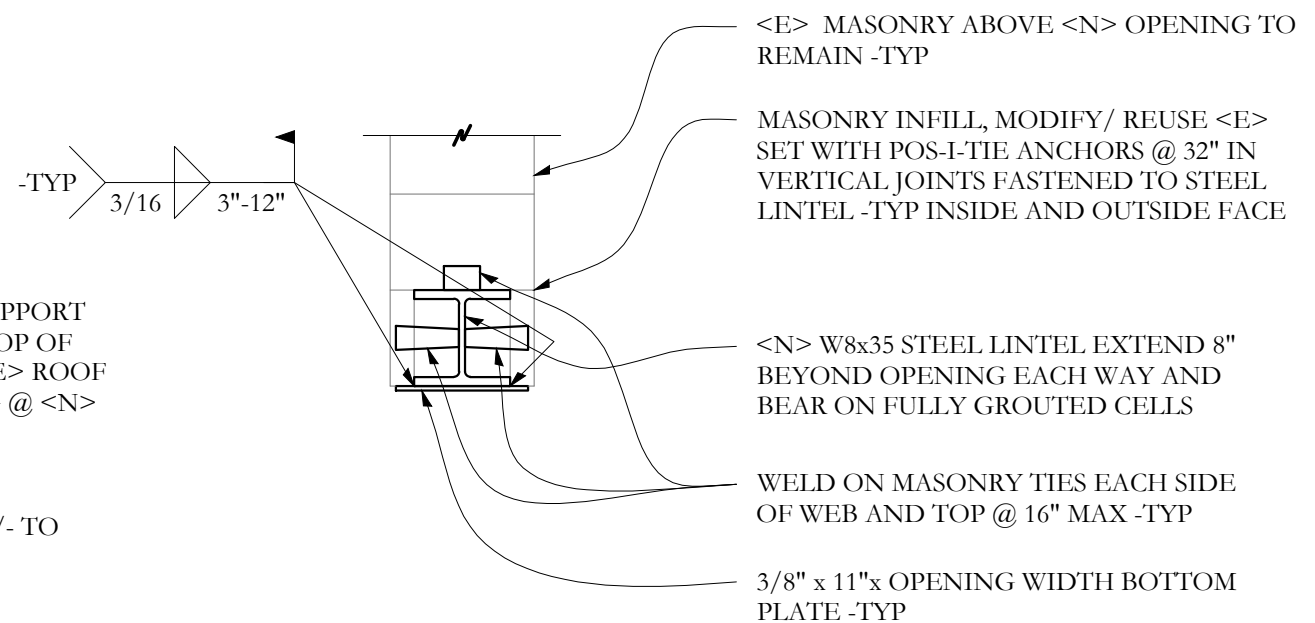
Sheet No.:

**S2.1**

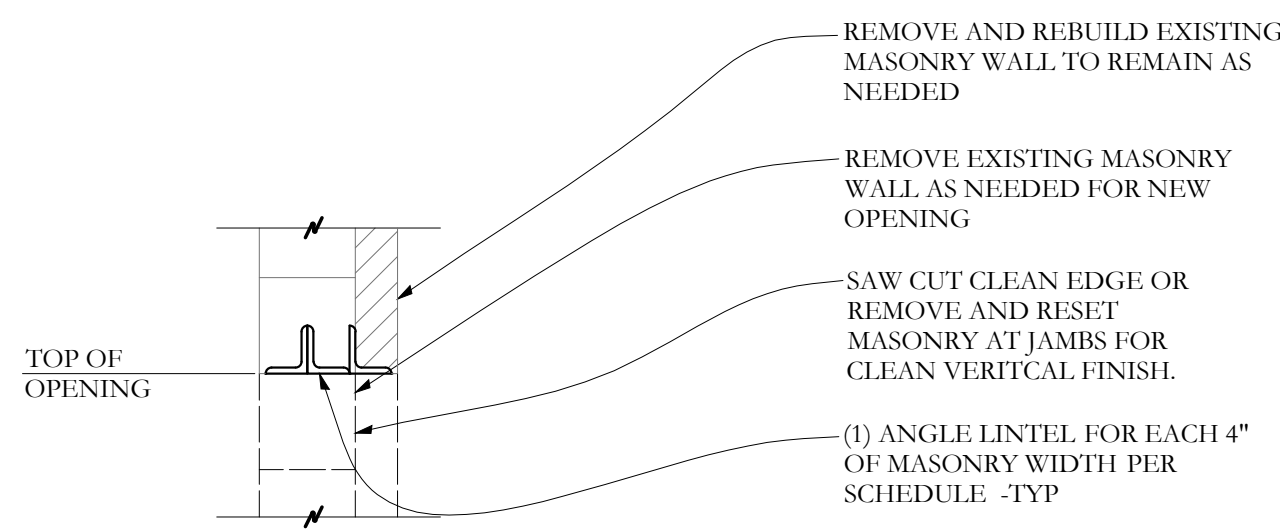
NOTE: CONTRACTOR TO LOCATE  
<N> SKYLIGHT OPENINGS  
BETWEEN <E> JOISTS SUCH THAT  
<E> JOISTS REMAIN INTACT



SECTION **I** S2.1 3/4"=1'-0

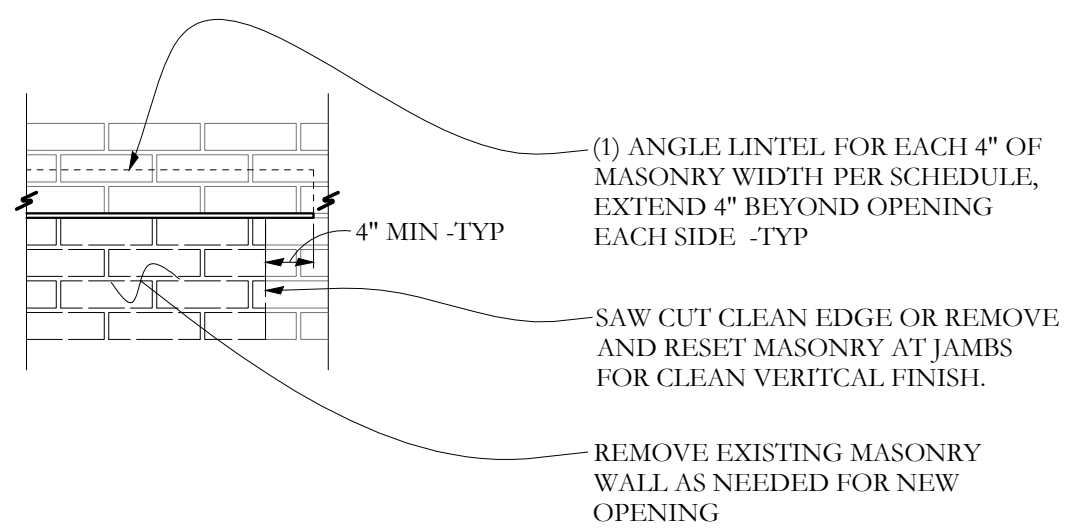


SECTION **K** S2.1 3/4"=1'-0

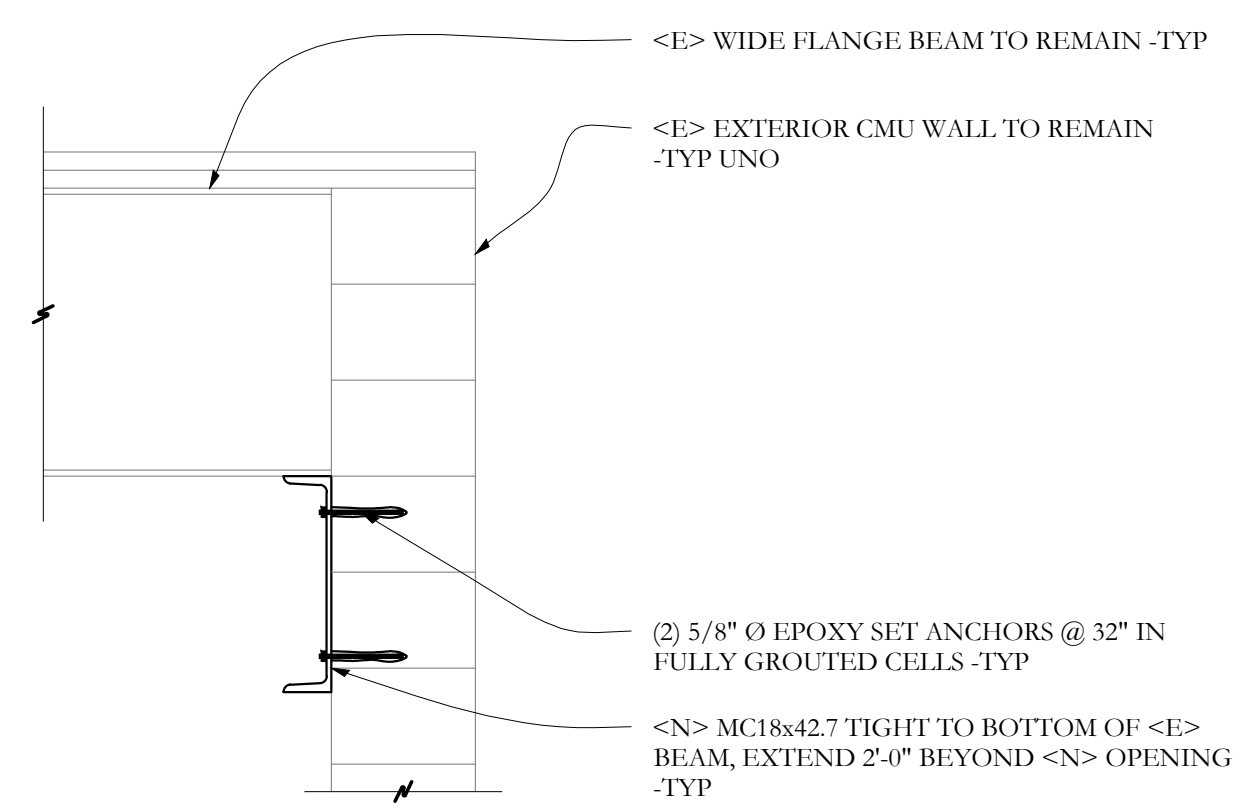


OPENING SIZE	LINTEL SIZE
LESS THAN 4'-0	1 1/2 x 3 1/2 x 1/4
4'-1 TO 5'-4	1 1/2 x 3 1/2 x 1/4
5'-5 TO 6'-1	1 1/2 x 3 1/2 x 5/16

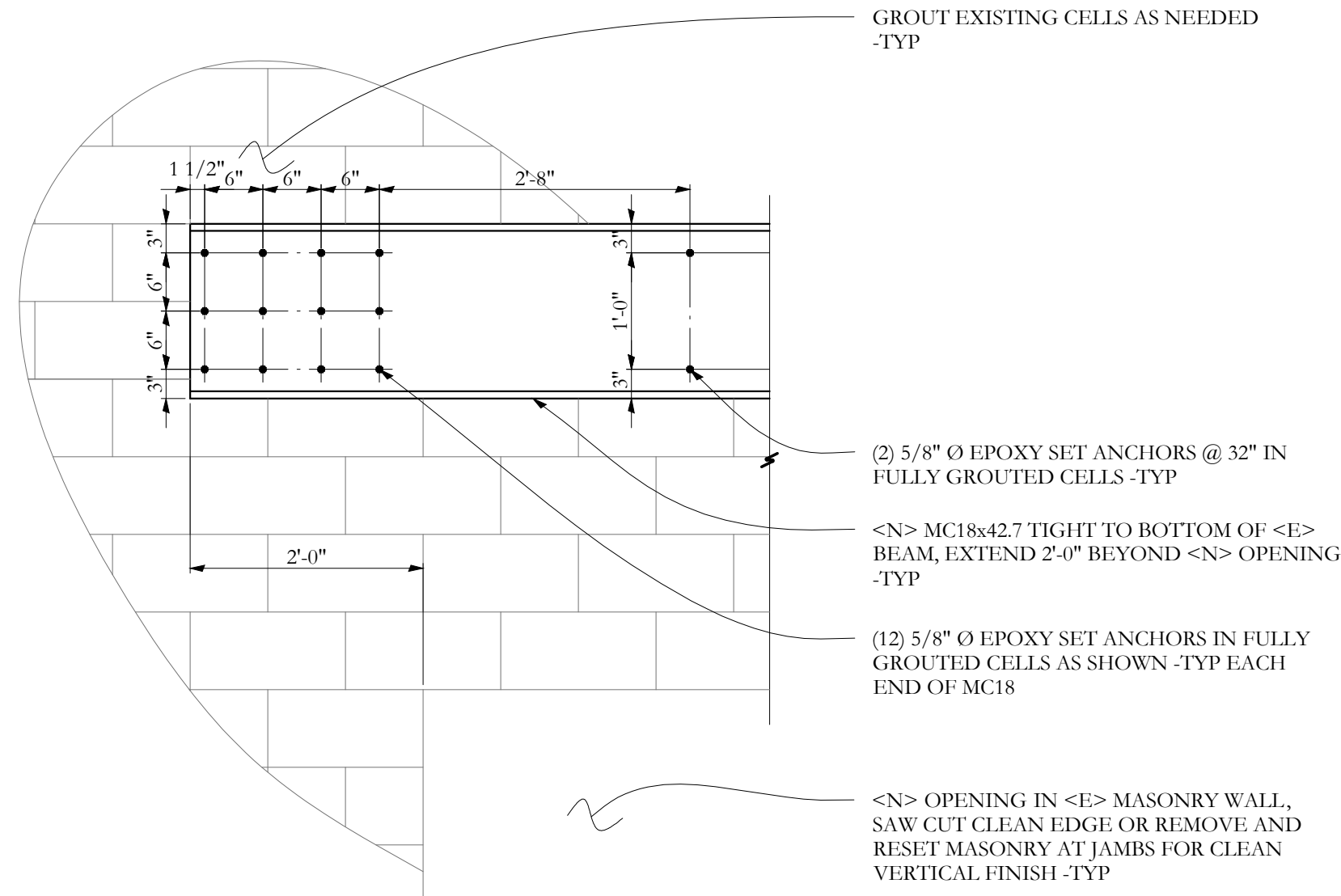
SECTION **E** S2.1 3/4"=1'-0



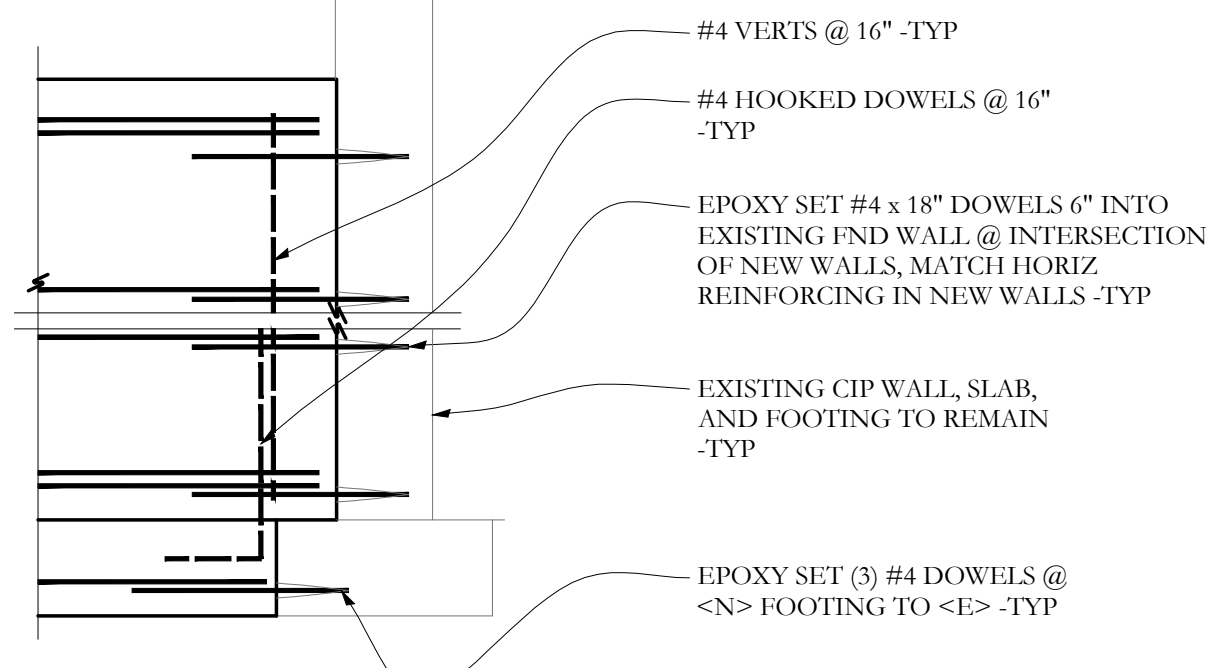
SECTION **F** S2.1 3/4"=1'-0



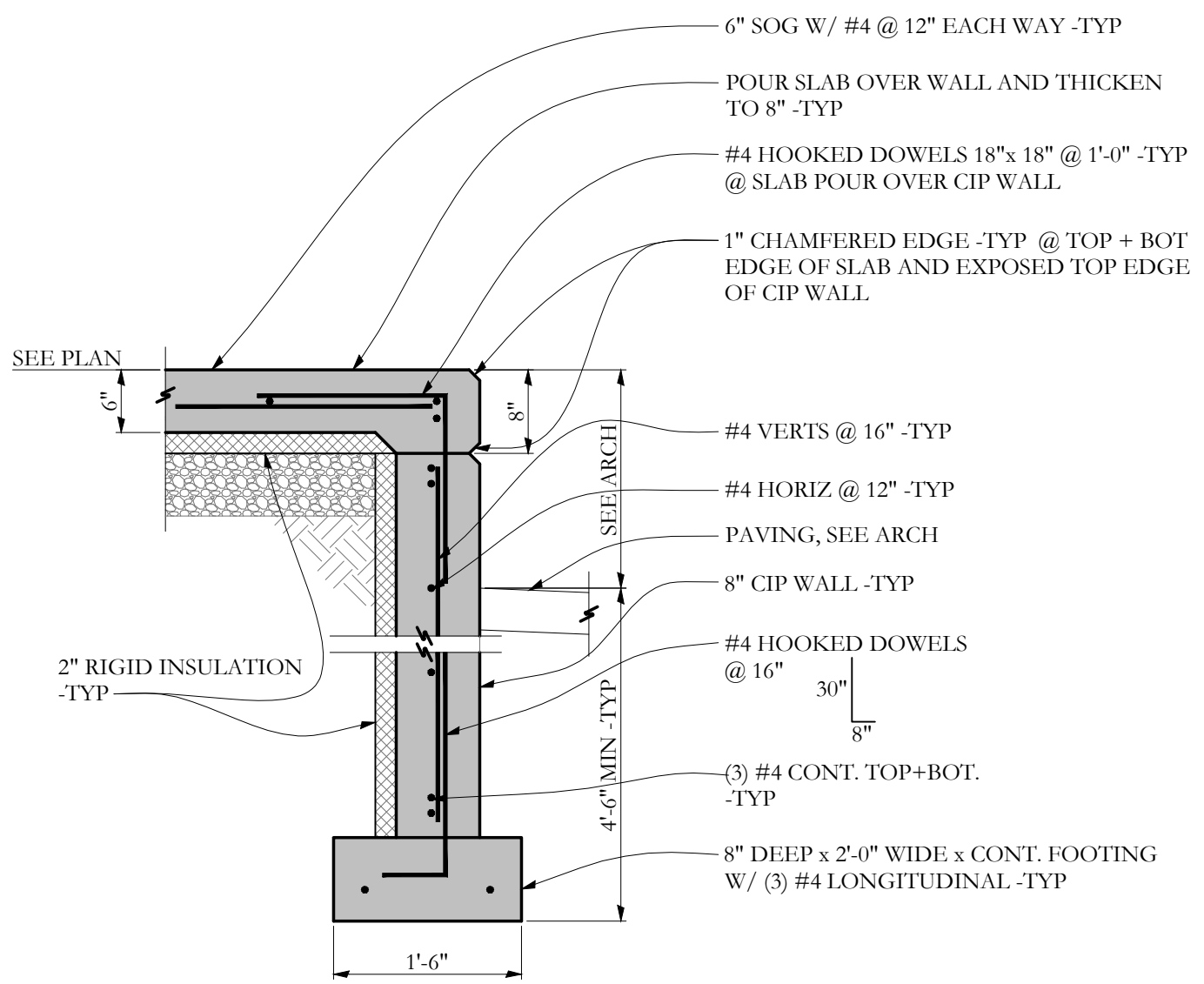
SECTION **G** S2.1 3/4"=1'-0



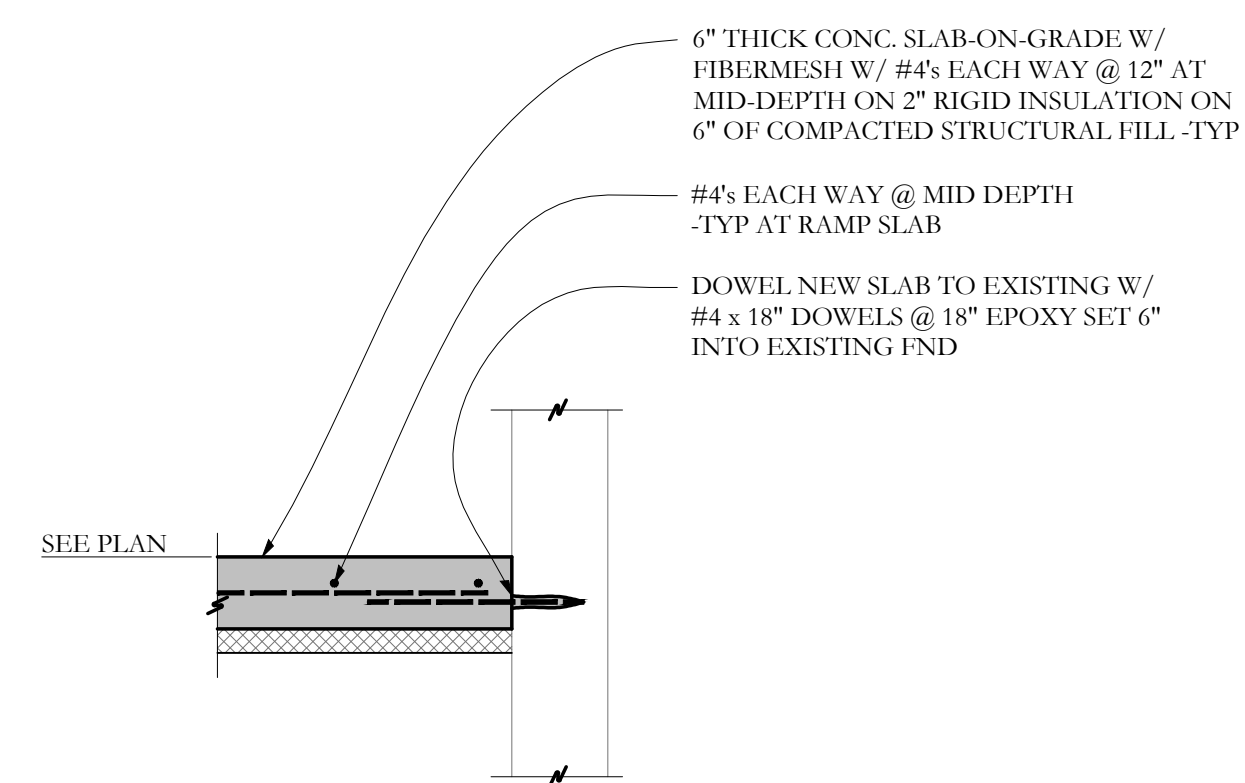
SECTION **H** S2.1 3/4"=1'-0



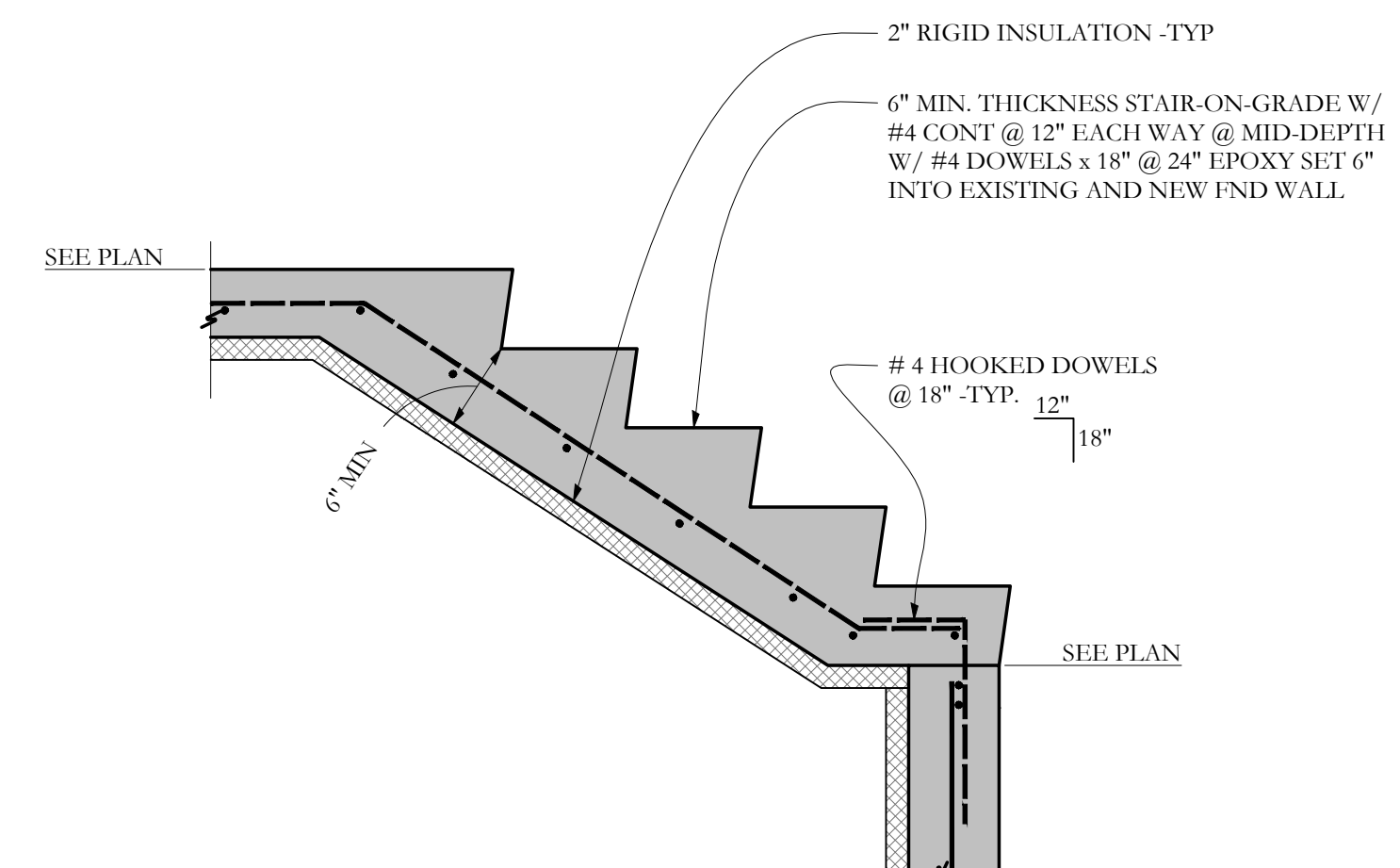
SECTION **A** S2.1 3/4"=1'-0



SECTION **B** S2.1 3/4"=1'-0



SECTION **C** S2.1 3/4"=1'-0

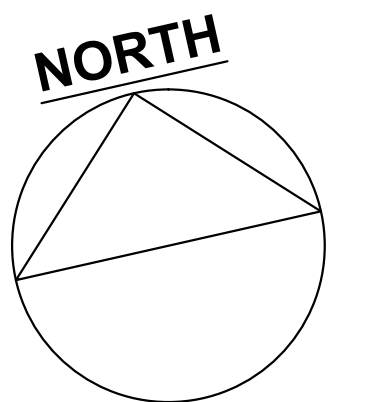


SECTION **D** S2.1 3/4"=1'-0

Consultant :

77 Oak Street  
Portland, ME, 04106  
p. 207-774-4614  
f. 866-793-7835  
www.structuralintgr.com

BUILD WITH CONFIDENCE  
©2012 Structural Integrity Consulting Engineers, Inc.  
SI# 12-0048



Revisions :

No. : Date : Remarks :

7-20-12 OPENINGS - CANOPY REMOVAL

Project :

**2301 Congress St**

Portland, ME

---

---

Date : JUNE 19, 2012

Scale : 1/8"=1'-0"

Project Number : ---

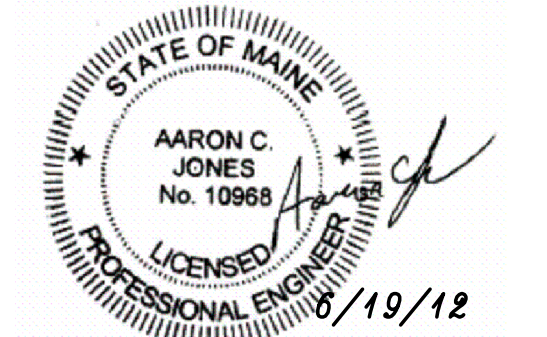
Drawn By : ---

Checked By : ---

Drawing Title :

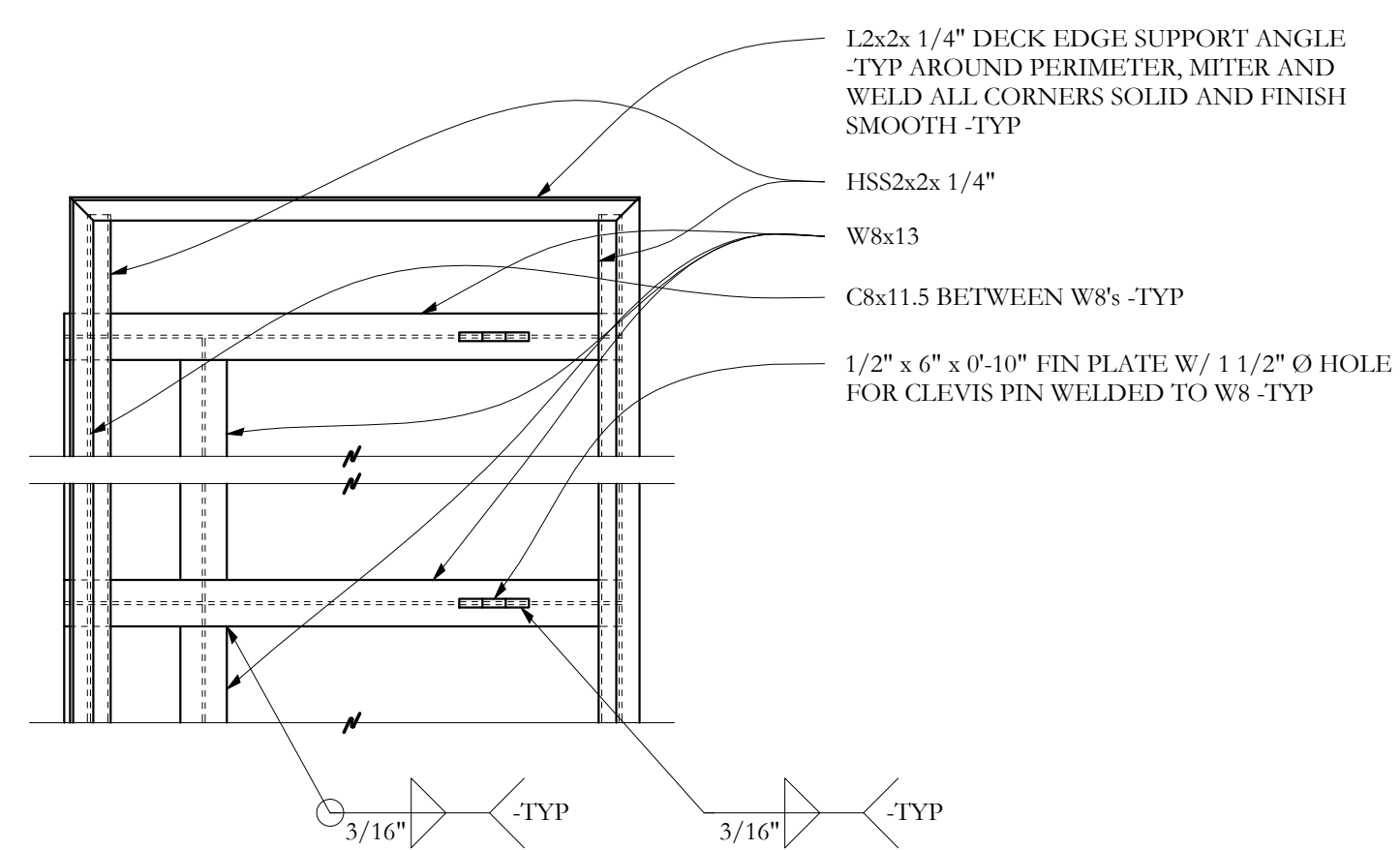
**SECTIONS**

Seal :

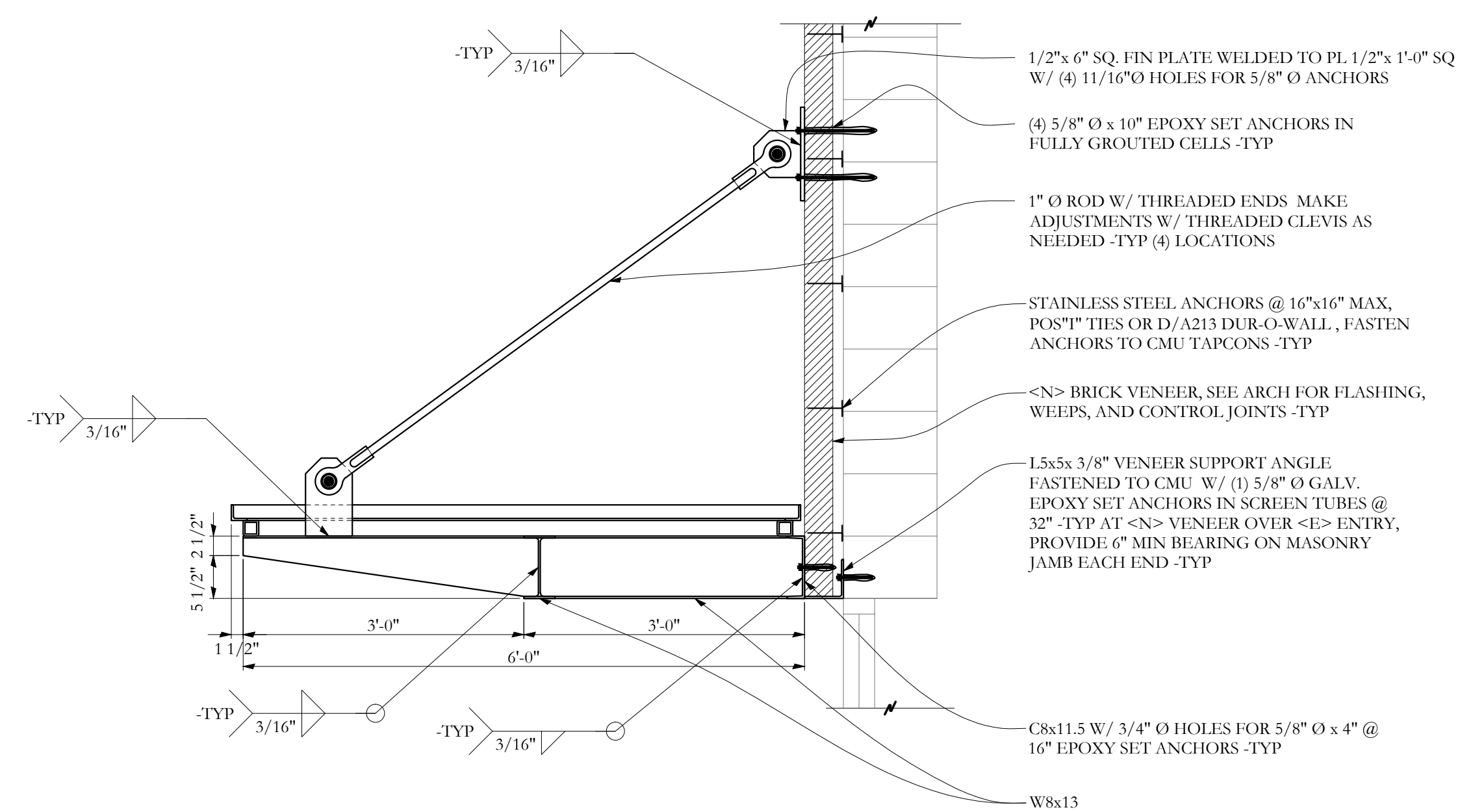


Sheet No. :

**S2.2**



SECTION **L** S2.2 3/4"=1'-0"



SECTION **M** S2.2 3/4"=1'-0"

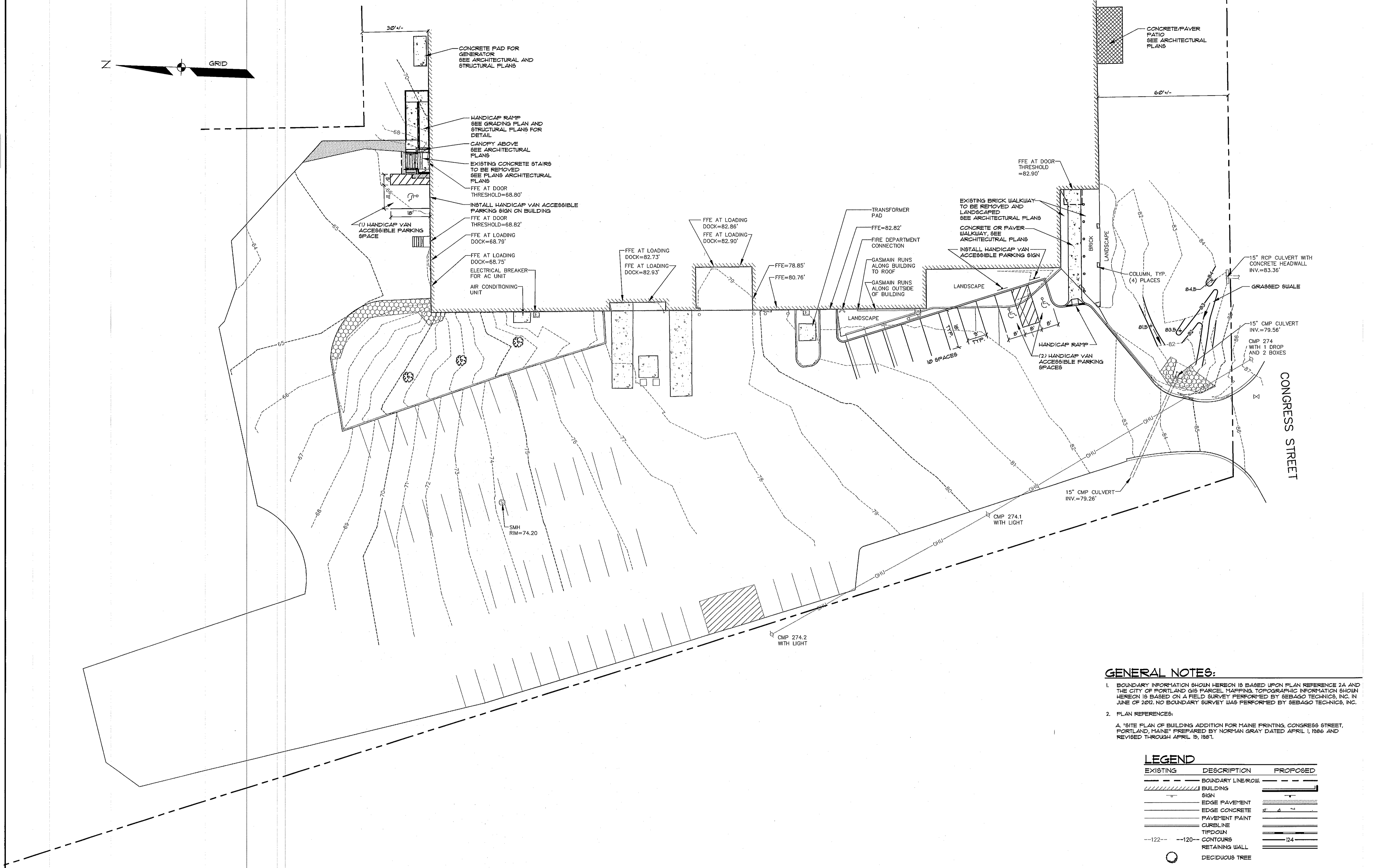
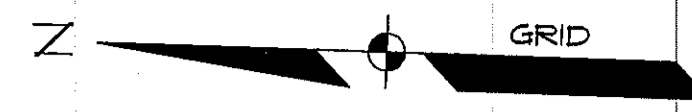
WELD ON MASONRY THIS EACH SIDE OF WEB AND TOP @ 16" MAX -TYP

**NOT USED**

- 1.2x2x 1/4" DECK EDGE SUPPORT ANGLE -TYP AROUND PERIMETER, MITER AND WELD ALL CORNERS SOLID AND FINISH SMOOTH -TYP
- HSS2x2x 1/4"
- W8x13
- C8x11.5 BETWEEN W8s -TYP
- 1/2" x 6" x 0'-10" FIN PLATE W/ 1 1/2" Ø HOLE FOR CLEVIS PIN WELDED TO W8 -TYP

- (4) 5/8" Ø x 10" EPOXY SET ANCHORS IN FULLY GROUTED CELLS -TYP
- 1/2" x 6" SQ. FIN PLATE WELDED TO PL 1/2" x 1'-0" SQ W/ (4) 11/16" Ø HOLES FOR 5/8" Ø ANCHORS W/ 1 1/2" Ø HOLE FOR CLEVIS PIN
- 1" Ø ROD W/ THREADED ENDS MAKE ADJUSTMENTS W/ THREADED CLEVIS AS NEEDED -TYP (4) LOCATIONS
- 1/2" x 6" x 0'-10" FIN PLATE W/ 1 1/2" Ø HOLE FOR CLEVIS PIN WELDED TO W8 -TYP
- 20 GA "B" DECKING INFILL
- 1.2x2x 1/4" DECK EDGE SUPPORT ANGLE -TYP AROUND PERIMETER
- HSS2x2x 1/4"
- W8x13
- C8x11.5 W/ 3/4" Ø HOLES FOR 5/8" Ø x 4" @ 16" EPOXY SET ANCHORS IN FULLY GROUTED MASONRY -TYP
- FULLY GROUT SPACE BEHIND CANOPY -TYP

- 1/2" x 6" SQ. FIN PLATE WELDED TO PL 1/2" x 1'-0" SQ W/ (4) 11/16" Ø HOLES FOR 5/8" Ø ANCHORS
- (4) 5/8" Ø x 10" EPOXY SET ANCHORS IN FULLY GROUTED CELLS -TYP
- 1" Ø ROD W/ THREADED ENDS MAKE ADJUSTMENTS W/ THREADED CLEVIS AS NEEDED -TYP (4) LOCATIONS
- STAINLESS STEEL ANCHORS @ 16"x16" MAX, POST" THIS OR D/A213 DUR-O-WALL, FASTEN ANCHORS TO CMU TAPCONS -TYP
- <N> BRICK VENEER, SEE ARCH FOR FLASHING, WEEPS, AND CONTROL JOINTS -TYP
- 1.5x5x 3/8" VENEER SUPPORT ANGLE FASTENED TO CMU W/ (1) 5/8" Ø GALV. EPOXY SET ANCHORS IN SCREEN TUBES @ 32" -TYP AT <N> VENEER OVER <E> ENTRY, PROVIDE 6" MIN BEARING ON MASONRY JAMB EACH END -TYP
- C8x11.5 W/ 3/4" Ø HOLES FOR 5/8" Ø x 4" @ 16" EPOXY SET ANCHORS -TYP
- W8x13


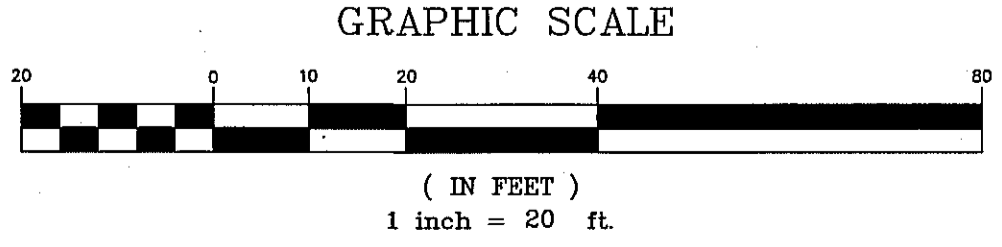


**GENERAL NOTES:**

- BOUNDARY INFORMATION SHOWN HEREON IS BASED UPON PLAN REFERENCE 2A AND THE CITY OF PORTLAND GIS PARCEL MAPPING. TOPOGRAPHIC INFORMATION SHOWN HEREON IS BASED ON A FIELD SURVEY PERFORMED BY SEBAGO TECHNIQS, INC. IN JUNE OF 2012. NO BOUNDARY SURVEY WAS PERFORMED BY SEBAGO TECHNIQS, INC.
- PLAN REFERENCES:  
A. "SITE PLAN OF BUILDING ADDITION FOR MAINE PRINTING, CONGRESS STREET, PORTLAND, MAINE" PREPARED BY NORMAN GRAY DATED APRIL 1, 1986 AND REVISED THROUGH APRIL 19, 1991.

**LEGEND**

EXISTING	DESCRIPTION	PROPOSED
---	BOUNDARY LINE/ROW	---
	BUILDING	
—	SIGN	—
—	EDGE PAVEMENT	—
—	EDGE CONCRETE	—
—	PAVEMENT PAINT	—
—	CURELINE	—
—	TIPDOWN	—
---122---	CONTOURS	---124---
—	RETAINING WALL	—
○	DECIDUOUS TREE	○
●	CONIFEROUS TREE	●
○	BOLLARD	○
○	GAS METER	○
○	WATER GATE VALVE	○
○	SEWER MH	○
—	CULVERT	—
—	OVERHEAD UTILITY	—
○	UTILITY POLE	○
○	RIPRAP	○
—	SIGN	—



D	DLR	06-26-12	REVISED PER FIRE MARSHALL REVIEW
C	DLR	06-16-12	ADMINISTRATIVE AUTHORIZATION REVIEW
B	DLR	06-13-12	PROGRESS PRINT
A	DLR	06-12-12	PROGRESS PRINT
REV.	BY:	DATE:	STATUS:

THIS PLAN SHALL NOT BE MODIFIED WITHOUT WRITTEN PERMISSION FROM SEBAGO TECHNIQS, INC. ANY ALTERATIONS, AUTHORIZED OR OTHERWISE, SHALL BE AT THE USER'S SOLE RISK AND WITHOUT LIABILITY TO SEBAGO TECHNIQS, INC.

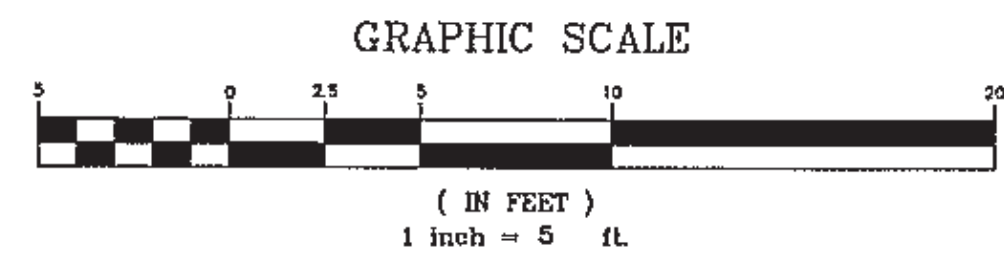
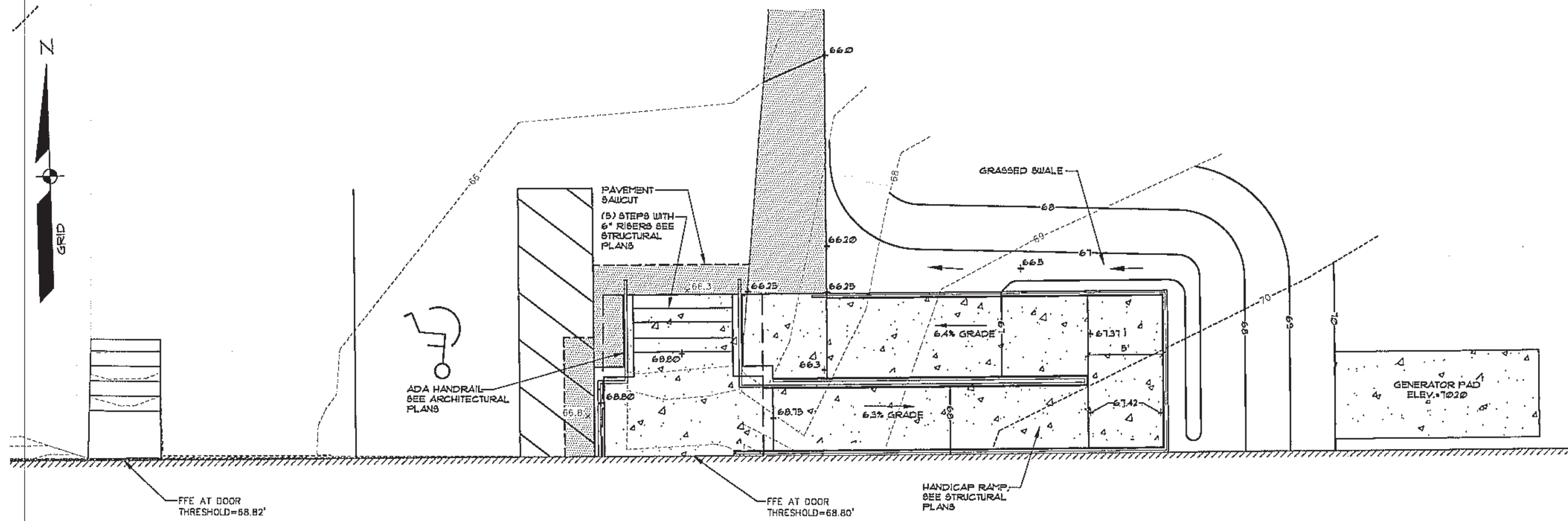
**SEBAGO**  
TECHNIQS  
75 John Roberts Rd., Suite 1A  
Saco, ME 04072  
Tel: 207-290-2100  
Fax: 207-793-8858  
WWW.SEAGOTECHNIQS.COM

PROJECT NO. 12163  
FIELD BOOK  
DESIGN  
CHKD  
DRAWN  
ELECT.  
KWD  
JRH

OVERALL SITE PLAN  
OF:  
**MPX PRINTING COMPANY**  
2301 CONGRESS STREET  
PORTLAND, MAINE  
FOR:  
**GREAT FALLS CONSTRUCTION, INC**  
20 MECHANIC STREET  
GORHAM, MAINE 04038


DATE	SCALE
08-08-12	1"=20'





**LEGEND**

EXISTING	DESCRIPTION	PROPOSED
	BUILDING	
	SIGN	
	EDGE PAVEMENT	
	EDGE CONCRETE	
	PAVEMENT PAINT	
	CURBLINE	
	TIE-DOWN	
	CONTOURS	
	RETAINING WALL	
	DECIDUOUS TREE	
	CONIFEROUS TREE	
	BOLLARD	
	GAS METER	
	WATER GATE VALVE	
	SEWER MH	
	CULVERT	
	OVERHEAD UTILITY	
	UTILITY POLE	
	RIPRAP	
	SIGN	



REV.	BY:	DATE:	STATUS:
C	DLR	06-18-12	ADMINISTRATIVE AUTHORIZATION REVIEW
B	DLR	06-13-12	PROGRESS PRINT
A	DLR	05-12-12	PROGRESS PRINT

PROJECT NO.	FIELD BOOK	DESIGN	CHKD	RVD	JRH
12153					

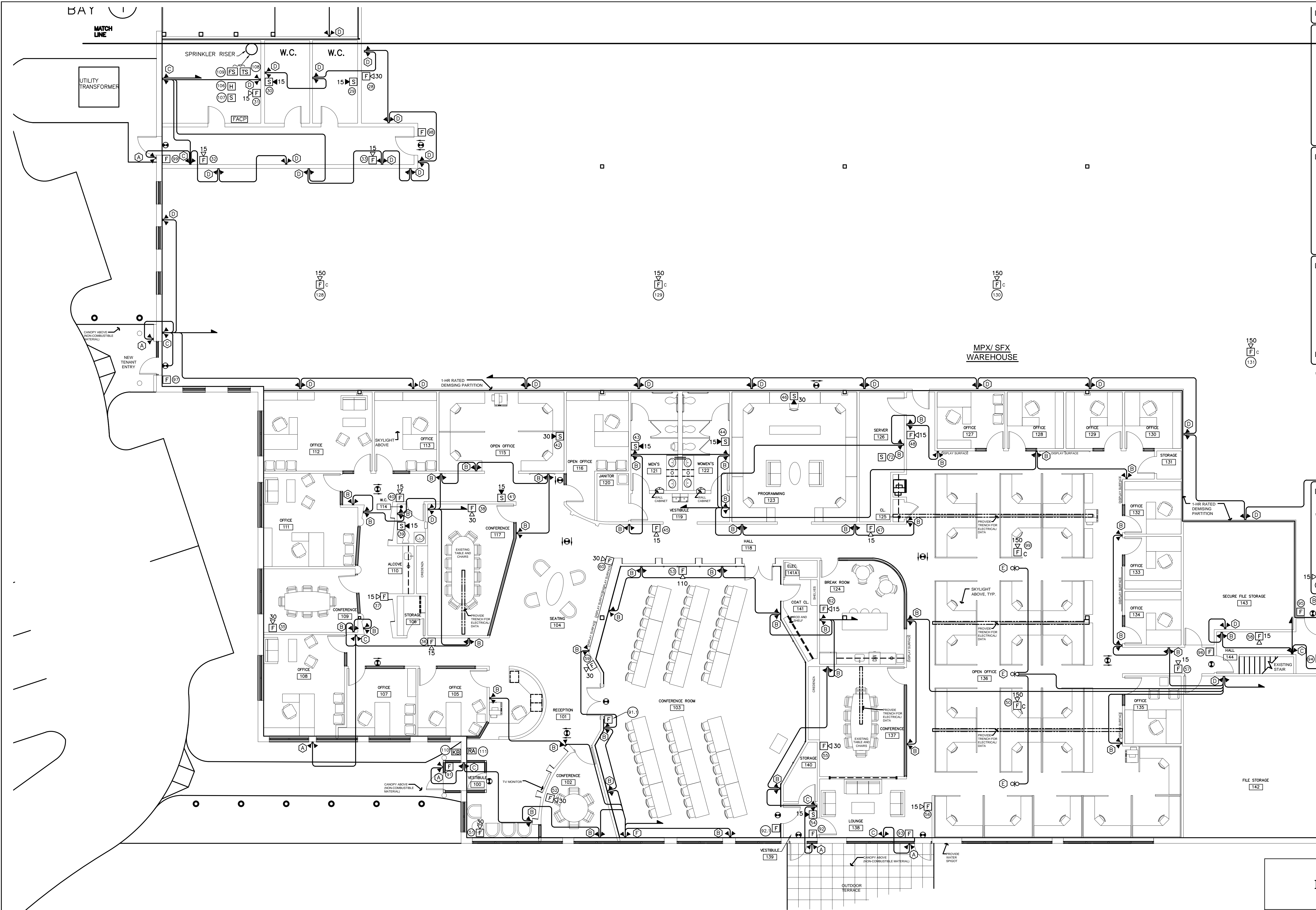
THIS PLAN SHALL NOT BE MODIFIED WITHOUT WRITTEN PERMISSION FROM SEBAGO TECHNIQUES, INC. ANY ALTERATIONS AUTHORIZED OR OTHERWISE, SHALL BE AT THE USER'S SOLE RISK AND WITHOUT LIABILITY TO SEBAGO TECHNIQUES, INC.

**SEBAGO TECHNIQUES**  
 WWW.SEBAGOTECHNIQUES.COM  
 78 John Roberts Rd. - Suite 1A  
 South Portland, ME 04106  
 Tel: 207-262-3638  
 Fax: 207-262-3638

**GRADING PLAN**  
 OF  
**MPX PRINTING COMPANY**  
 2001 CONGRESS STREET  
 FORTLAND, MAINE  
 FOR:  
**GREAT FALLS CONSTRUCTION, INC**  
 20 MECHANIC STREET  
 GORHAM, MAINE 04038

DATE	SCALE
08-08-12	1"=5'

**SHEET C1.2**





- SYMBOLS**
- ← LINE VOLTAGE BRANCH CIRCUIT, 120V/277V, HOME RUN.
  - (A) WEATHERPROOF, REMOTE POWERED EMERGENCY LIGHTS, DUAL-LITE # EVO OR EQUAL.
  - (B) WALL MOUNTED, SELF CONTAINED EMERGENCY LIGHT WITH ADJUSTABLE LED LAMPS, DUAL-LITE # EV2 OR EQUAL.
  - (C) WALL MOUNTED, SELF CONTAINED EMERGENCY LIGHT WITH ADJUSTABLE LED LAMPS AND ADDITIONAL BATTERY CAPACITY TO OPERATE REMOTE, TYPE "A" LAMP UNIT, DUAL-LITE # EV4 OR EQUAL.
  - (D) SELF CONTAINED BATTERY PACK WITH TWO IND NO. 7557, 12V-12W, HALOGEN EMERGENCY LAMPS, DUAL-LITE # LM24-12V-SRHSW1212 #7557.
  - (E) CEILING MOUNTED, EMERGENCY LIGHT UNIT DUAL-LITE # EZ-2RI OR EQUAL.
  - (F) WEATHER PROOF, REMOTE POWERED, EMERGENCY LIGHT WITH TWO # 7557 LAMPS, DUAL-LITE # C102TR-12V12W OR EQUAL.
  - (G) BATTERY PACK WITH EMERGENCY POWER CAPACITY FOR 66 WATT, 12 VDC LOAD WITH TWO #7557 LAMPS, DUAL-LITE # LM66-T-12V12W.
  - (H) BATTERY PACK WITH EMERGENCY POWER CAPACITY FOR 130 WATT, 12 VDC LOAD WITH TWO # 7557 LAMPS, DUAL-LITE # LM130-T-12V12W.
  - (I) EXIT SIGN, UNIVERSAL MOUNT, UNIVERSAL FACE, GREEN LED, WITH NICAD BATTERY, PUNCH OUT CHEVRONS AS SHOWN, DUAL-LITE # LXUGWE OR EQUAL.
  - 150 (F) CEILING MOUNTED HORN/STROBE, WHELLOCK # HSWC-150CD-95 DBA OR EQUAL.
  - (S) FIRE ALARM SYSTEM SMOKE DETECTOR.
  - (H) FIRE ALARM SYSTEM HEAT DETECTOR.
  - (F) FIRE ALARM SYSTEM PULL STATION.
  - # (F) FIRE ALARM SYSTEM HORN/STROBE, # INDICATES CANDELA VALUE OF STROBE.
  - (S) ELEVATOR LOBBY SMOKE DETECTOR.
  - (S) FIRE ALARM SYSTEM STROBE ONLY WITH 15 CANDELA BRIGHTNESS.
  - (D) FIRE ALARM SYSTEM RISER DIAGRAM ITEM NUMBER.
  - (FS) SPRINKLER SYSTEM TAMP SWITCH.
  - (FS) SPRINKLER SYSTEM FLOW SWITCH.
  - (KB) DUCT SMOKE DETECTOR REMOTE TEST SWITCH.
  - (RTS) KNOX BOX FOR FIRE DEPARTMENT ACCESS.

NOTE: WHERE EXIT SIGNS ARE NOT SHOWN WIRED TO NORMAL POWER, THEY SHALL BE WIRED TO THE CLOSEST NORMAL POWER BRANCH CIRCUIT.

**MPX OFFICE LIFE SAFETY PLAN UPPER LEVEL**  
 SCALE: 1/8" = 1'-0"

**2301 CONGRESS STREET  
 MPX WAREHOUSE AND OFFICE  
 PORTLAND, MAINE**

**LIFE SAFETY PLAN**



DESIGNED BY: RFS	FILENAME: MPX-E1
DRAWN BY: BMC	REVISION DATE:
DATE: 5-25-12	SCALE: 1/8"=1'-0"

**E-1**

C:\Users\BDAF\Documents\01-Drafting\Projects\ACAD\_2010\Projects\MPX-E1-6-21-12.dwg, E-1, 6/27/2012 9:16:52 AM, DWG To PDF.pc3

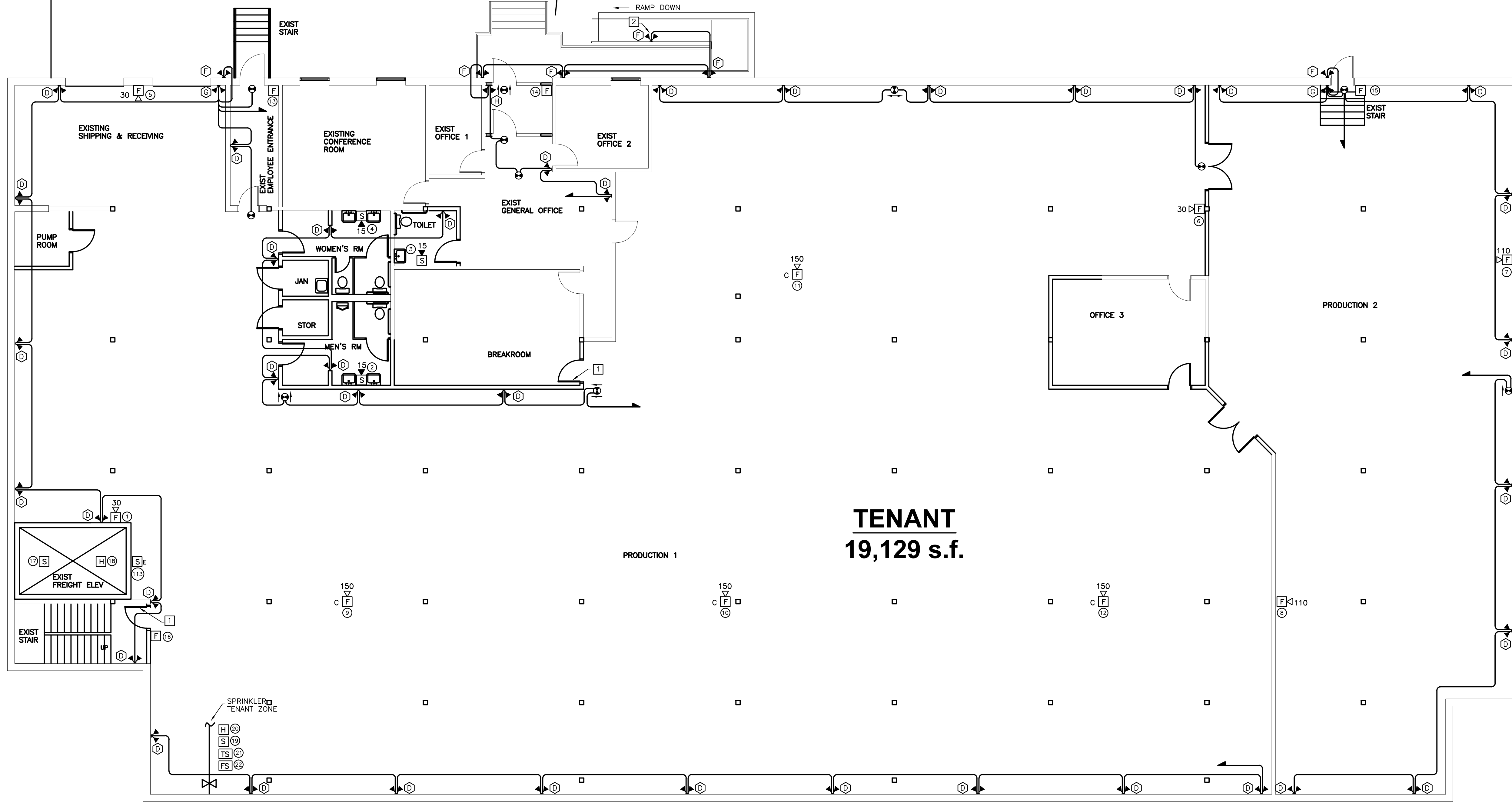
THIS DRAWING IS AN INSTRUMENT OF SERVICE AND SHALL REMAIN THE PROPERTY OF ELECTRICAL DESIGN CONSULTANTS. REPRODUCTION OR USE OF THIS DOCUMENT WITHOUT WRITTEN PERMISSION OF ELECTRICAL DESIGN CONSULTANTS IS PROHIBITED.



2 TENANT DEDICATED  
LOADING DOCKS

**CONSTRUCTION NOTES**

- 1 PROVIDE A "NOT AN EXIT" SIGN FOR THIS DOOR.
- 2 PROVIDE MEANS TO MOUNT EMERGENCY LIGHT AT 7' ABOVE THE LOWER LEVEL RAMP AT THIS LOCATION




**TENANT**  
**19,129 s.f.**

TENANT LIFE SAFETY PLAN LOWER LEVEL  
SCALE: 1/8" = 1'-0"

2301 CONGRESS STREET  
SFX WAREHOUSE  
PORTLAND, MAINE

**LIFE SAFETY PLAN**



DESIGNED BY: RFS	FILENAME: MPX-E1
DRAWN BY: BMC	REVISION DATE:
DATE: 5-25-12	SCALE: 1/8"=1'-0"

**E-3**

C:\Users\BDAF\Documents\01-Drafting\Projects\ACAD\_2010-Projects\2301 CONGRESS STREET\MPX-E1-6-21-12.dwg, E-3, 6/27/2012 9:15:49 AM, DWG To PDF.pc3

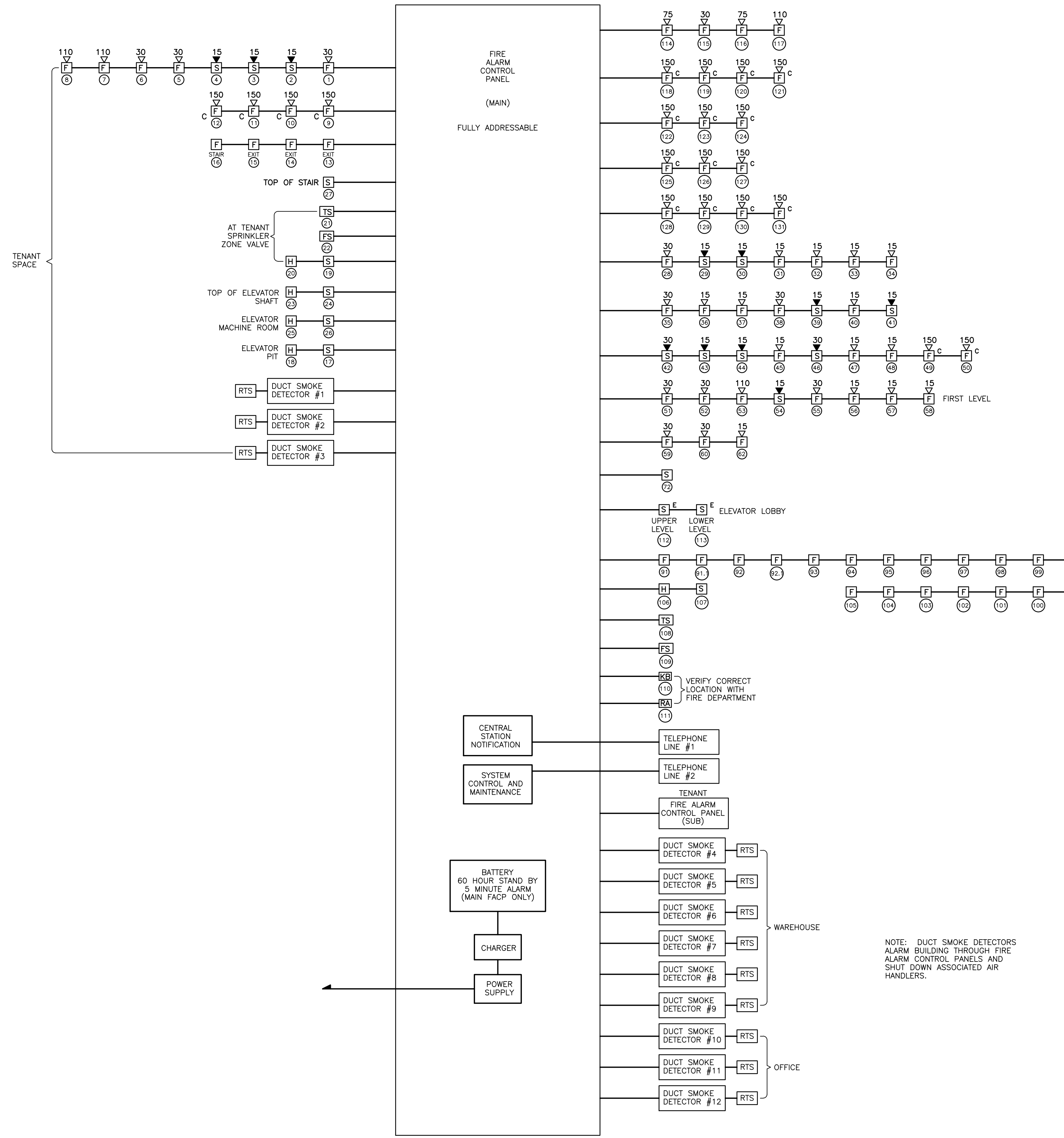
THIS DRAWING IS AN INSTRUMENT OF SERVICE AND SHALL REMAIN THE PROPERTY OF ELECTRICAL DESIGN CONSULTANTS. REPRODUCTION OR USE OF THIS DOCUMENT WITHOUT WRITTEN PERMISSION OF ELECTRICAL DESIGN CONSULTANTS IS PROHIBITED.

**GENERAL NOTES**

- ALL WORK SHALL BE DONE IN ACCORDANCE WITH THE NATIONAL ELECTRICAL CODE, NFPA70-2011.
- THE CONTRACTOR SHALL COORDINATE HIS WORK WITH THAT OF OTHER TRADES.
- THE CONTRACTOR SHALL VERIFY THE EXACT ELECTRICAL CONNECTION POINT FOR EQUIPMENT OF OTHER TRADES WITH THOSE TRADES BEFORE ROUGHING-IN ELECTRICAL WORK.
- ALL ELECTRICAL WORK SHOWN WITHOUT DIMENSIONS IS SHOWN DIAGRAMMATICALLY AND EXACT LOCATIONS ARE TO BE DETERMINED IN THE FIELD.
- THE CONTRACTOR SHALL VERIFY THE FIRE RATING OF WALLS, FLOORS AND CEILINGS WITH THE ARCHITECT'S DRAWINGS AND SHALL PROVIDE ELECTRICAL PENETRATIONS OF THESE PARTITIONS HAVING THE SAME OR HIGHER FIRE RATING BASED ON AND AS SHOWN IN THE UL FIRE RESISTANCE DIRECTORY FOR EACH CIRCUMSTANCE.
- WHERE DIFFERENCES EXIST BETWEEN TWO OR MORE DESCRIPTIONS OF WORK TO BE DONE, THE MORE DETAILED DESCRIPTION SHALL PREVAIL.
- WHERE ALLOWED AND UNLESS OTHERWISE NOTED ON THE DRAWINGS OR IN THE SPECIFICATIONS, ALL WIRING FOR 20 AMPERE, 120 VOLT BRANCH CIRCUITS SHALL BE COPPER NUMBER 12/2 W/GND TYPE MC CABLE. PROVIDE POWER WIRING IN EMT WHERE EXPOSED AND LESS THAN 12' ABOVE THE FLOOR.
- PROVIDE FIRE ALARM RATED CABLE IN CEILING CAVITIES AND FASTENED TO BAR JOISTS IN OPEN CEILING AREAS. FIRE ALARM CABLE ON EXPOSED WALL LESS THAN 12 ABOVE THE FLOOR SHALL BE IN EMT.
- ALL INDIVIDUAL CONDUCTORS SHALL BE COPPER WITH THWN INSULATION COLOR CODED AS SPECIFIED.
- THE CONTRACTOR SHALL ARRANGE TO HAVE THE ELECTRICAL INSTALLATION BEFORE IT IS CONCEALED.

**SYMBOLS**

- LINE VOLTAGE BRANCH CIRCUIT, 120V/277V, HOME RUN.
- WEATHERPROOF, REMOTE POWERED EMERGENCY LIGHTS, DUAL-LITE # EVO OR EQUAL.
- WALL MOUNTED, SELF CONTAINED EMERGENCY LIGHT WITH ADJUSTABLE LED LAMPS, DUAL-LITE # EV2 OR EQUAL.
- WALL MOUNTED, SELF CONTAINED EMERGENCY LIGHT WITH ADJUSTABLE LED LAMPS AND ADDITIONAL BATTERY CAPACITY TO OPERATE REMOTE, TYPE "A" LAMP UNIT, DUAL-LITE # EV4 OR EQUAL.
- SELF CONTAINED BATTERY PACK WITH TWO IN NO. 7557, 12V-12W, HALOGEN EMERGENCY LAMPS, DUAL-LITE # LM24-12V-SRHSW1212 #7557.
- CEILING MOUNTED, EMERGENCY LIGHT UNIT DUAL-LITE # EZ-2R1 OR EQUAL.
- WEATHER PROOF, REMOTE POWERED, EMERGENCY LIGHT WITH TWO # 7557 LAMPS, DUAL-LITE # C1D2TR-12V12W OR EQUAL.
- BATTERY PACK WITH EMERGENCY POWER CAPACITY FOR 66 WATT, 12 VDC LOAD WITH TWO #7557 LAMPS, DUAL-LITE # LM66-T-12V12W.
- BATTERY PACK WITH EMERGENCY POWER CAPACITY FOR 130 WATTS, 12 VDC LOAD WITH TWO #7557 LAMPS, DUAL-LITE # LM130-T-12V12W.
- EXIT SIGN, UNIVERSAL MOUNT, UNIVERSAL FACE, GREEN LED, WITH NICAD BATTERY, PUNCH OUT CHEVRONS AS SHOWN, DUAL-LITE # LXU6WE OR EQUAL.
- CEILING MOUNTED HORN/STROBE, WHEELLOCK # HSWC-150CD-95 DBA OR EQUAL.
- FIRE ALARM SYSTEM SMOKE DETECTOR.
- FIRE ALARM SYSTEM HEAT DETECTOR.
- FIRE ALARM SYSTEM PULL STATION.
- FIRE ALARM SYSTEM HORN/STROBE, # INDICATES CANDELA VALUE OF STROBE.
- ELEVATOR LOBBY SMOKE DETECTOR.
- FIRE ALARM SYSTEM STROBE ONLY WITH 15 CANDELA BRIGHTNESS.
- FIRE ALARM SYSTEM RISER DIAGRAM ITEM NUMBER.
- SPRINKLER SYSTEM TAMPER SWITCH.
- SPRINKLER SYSTEM FLOW SWITCH.
- DUCT SMOKE DETECTOR REMOTE TEST SWITCH.
- KNOX BOX FOR FIRE DEPARTMENT ACCESS.




**MAIN FIRE ALARM RISER DIAGRAM**  
NOT TO SCALE

NOTE: DUCT SMOKE DETECTORS ALARM BUILDING THROUGH FIRE ALARM CONTROL PANELS AND SHUT DOWN ASSOCIATED AIR HANDLERS.

**2301 CONGRESS STREET  
MPX/SFX WAREHOUSE AND OFFICE  
PORTLAND, MAINE**

**LIFE SAFETY PLAN**



DESIGNED BY: RFS  
DRAWN BY: BMC  
DATE: 5-25-12

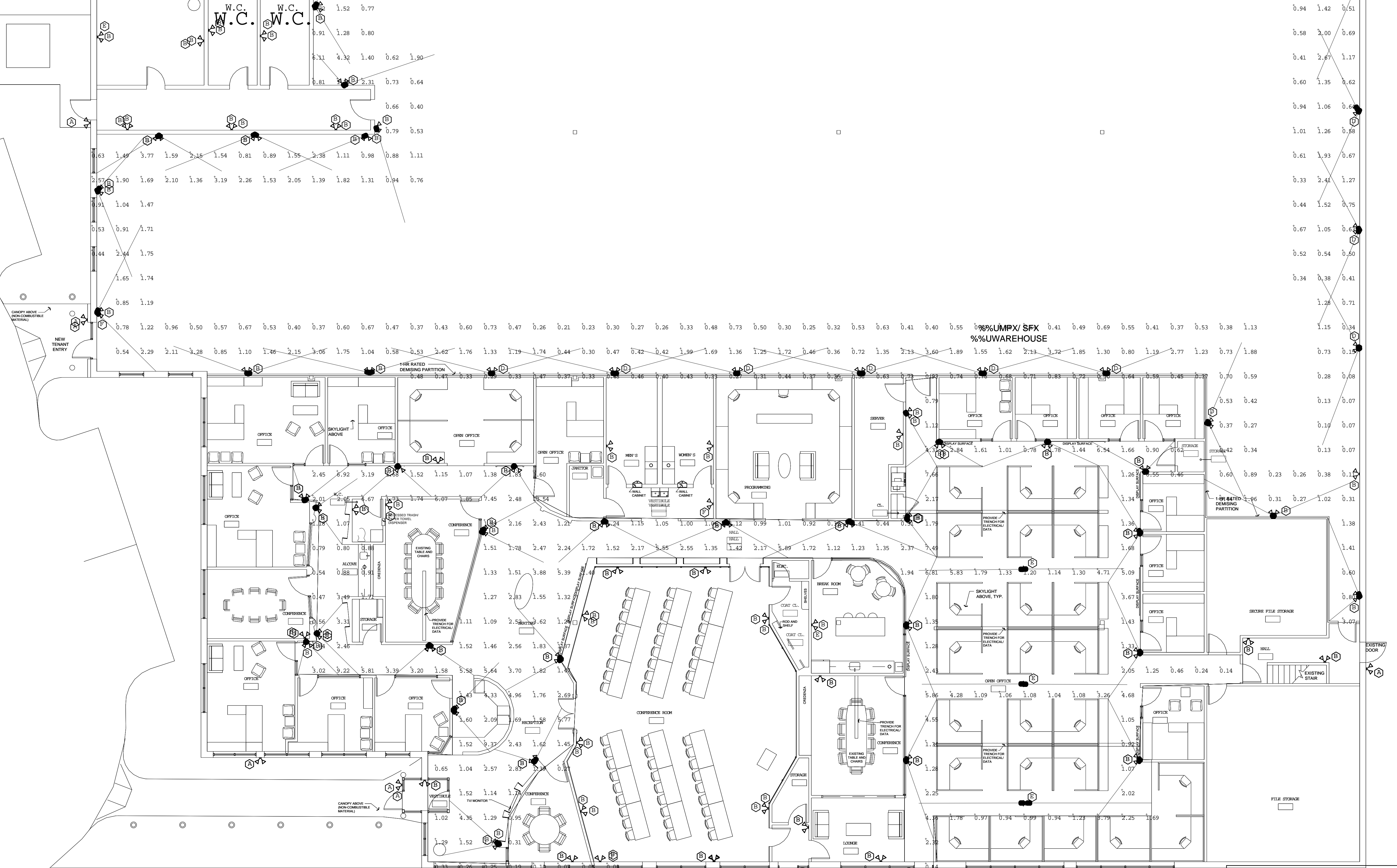
FILENAME: MPX-E1  
REVISION DATE:  
SCALE: 1/8"=1'-0"

**E-4**

SERVICE BAY 1

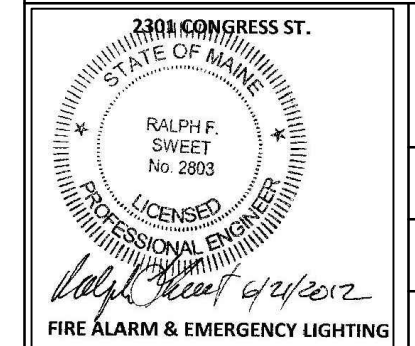
MATCH LINE

MATCH LINE



2301 CONGRESS STREET  
MPX/SFX WAREHOUSE  
PORTLAND, MAINE

EMERGENCY LIGHT PHOTOMETRIC



DESIGNED BY: RFS  
DRAWN BY: BMC  
DATE: 5-25-12

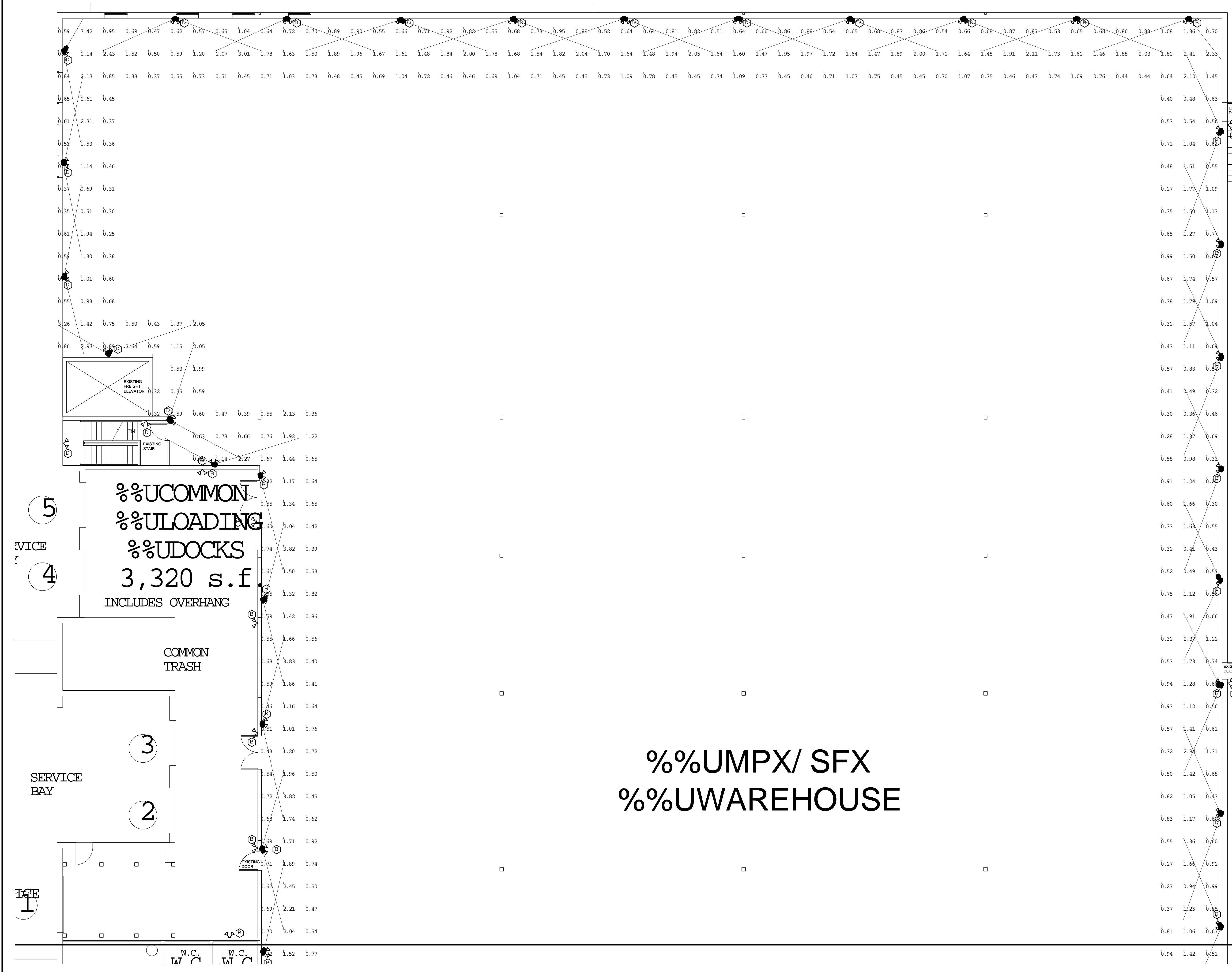
FILENAME: MPX3-7557  
REVISION DATE:  
SCALE: 1/8"=1'-0"

E-1P

C:\Users\BDAF\Documents\2010-Projects\ACAD 2010-Projects\MPX3-7557.dwg, E1, 6/21/2012 2:16:02 PM, DWG To PDF.pc3

THIS DRAWING IS AN INSTRUMENT OF SERVICE AND SHALL REMAIN THE PROPERTY OF ELECTRICAL DESIGN CONSULTANTS. REPRODUCTION OR USE OF THIS DOCUMENT WITHOUT WRITTEN PERMISSION OF ELECTRICAL DESIGN CONSULTANTS IS PROHIBITED.

C:\Users\BDAF\Documents\01-Drafting\Projects\ACAD\_2010-Projects\MPX3-7557.dwg, EA, 6/21/2012 2:20:36 PM, DWG To PDF.pc3



5  
SERVICE BAY  
4  
%%UCOMMON  
%%ULOADING  
%%UDOCKS  
3,320 s.f  
INCLUDES OVERHANG

COMMON TRASH

%%UMPX/ SFX  
%%UWAREHOUSE

2301 CONGRESS STREET  
MPX/SFX WAREHOUSE  
PORTLAND, MAINE

EMERGENCY LIGHT PHOTOMETRIC

STATE OF MAINE  
RALPH F. SWEET  
No. 2093  
LICENSED PROFESSIONAL ELECTRICIAN

DESIGNED BY: RFS  
DRAWN BY: BMC  
DATE: 5-25-12

FILENAME: MPX3-7557  
REVISION DATE:  
SCALE: 1/8" = 1'-0"

E-2P

THIS DRAWING IS AN INSTRUMENT OF SERVICE AND SHALL REMAIN THE PROPERTY OF ELECTRICAL DESIGN CONSULTANTS. REPRODUCTION OR MISE OF THIS DOCUMENT WITHOUT WRITTEN PERMISSION OF ELECTRICAL DESIGN CONSULTANTS IS PROHIBITED.

