



























# POWER LEGEND

-  DUPLEX CONVENIENCE RECEPTACLE
-  DUPLEX CONVENIENCE RECEPTACLE - 46" AFF TO TOP
-  GROUND FAULT INTERRUPTER RECEPTACLE
-  GROUND FAULT INTERRUPTER RECEPTACLE - 46" AFF TO TOP
-  SPECIAL EQUIPMENT WIRING
-  PARTIAL CIRCUIT
-  VOICE/DATA RECEPTACLE 18" AFF TO TOP
-  CATV OUTLET
-  RECESSED MOUNTED LIGHTING & POWER PANEL
-  FUSED DISCONNECT SWITCH
-  MOTOR SWITCH







# FIXTURE SCHEDULE

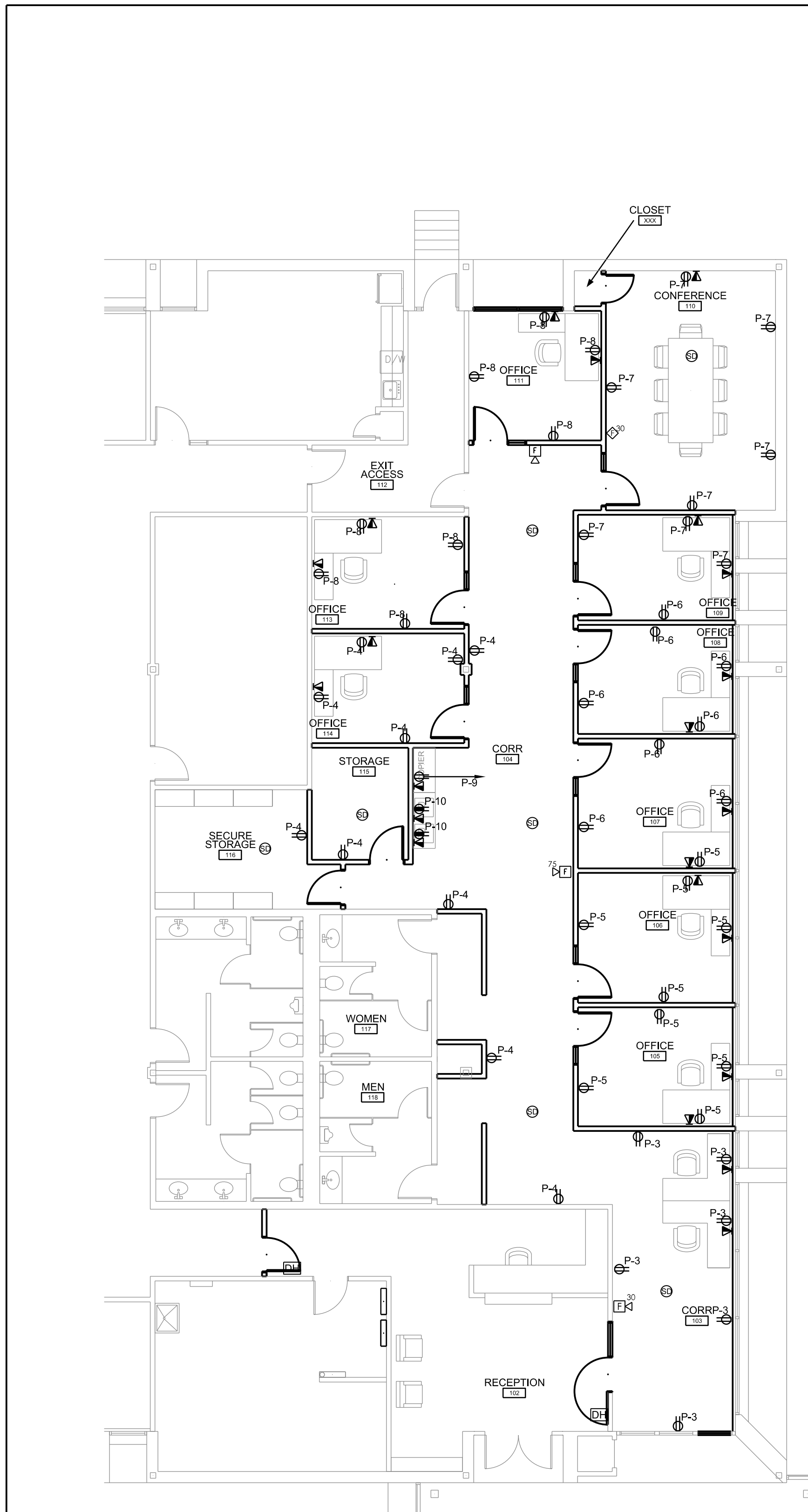
QUANTITY	TYPE	MANUFACTURER	CATALOG NUMBER	DESCRIPTION	LAMPS
60	A	LIGHTOLIER	HLS22GLR28L35UDZT	LED 2X2 DIRECT/INDIRECT	LED
4	EXIT	CHLORIDE	VERWEM	EXIT SIGN	LED
2	EBU	CHLORIDE	VU6	EMERGENCY BATTERY UNIT	

# LIGHTING & EMERGENCY LEGEND

-  2' x 4' LIGHT FIXTURE
-  2' x 2' LIGHT FIXTURE
-  RECESSED LIGHT FIXTURE
-  FLUORESCENT STRIP LIGHT FIXTURE
-  FLUSH/SEMI-FLUSH LIGHT FIXTURE
-  WALL MOUNTED LIGHT FIXTURE
-  SINGLE-POLE SWITCH
-  THREE-WAY SWITCH
-  MOTION SENSOR - CEILING MOUNTED
-  DT - DUAL TECHNOLOGY
-  PIR - PASSIVE INFRARED
-  LED EXIT SIGN
-  COMBINATION EMERGENCY LIGHT FIXTURE & EXIT SIGN
-  EMERGENCY LIGHT FIXTURES W/ BATTERY PACK - MOUNTED 84" AFF TO TOP OF BOX OR 6" BELOW CEILING, WHICH EVER IS LOWER
-  EMERGENCY LIGHT REMOTE FIXTURES 84" AFF TO TOP OF BOX OR 6" BELOW CEILING, WHICH EVER IS LOWER

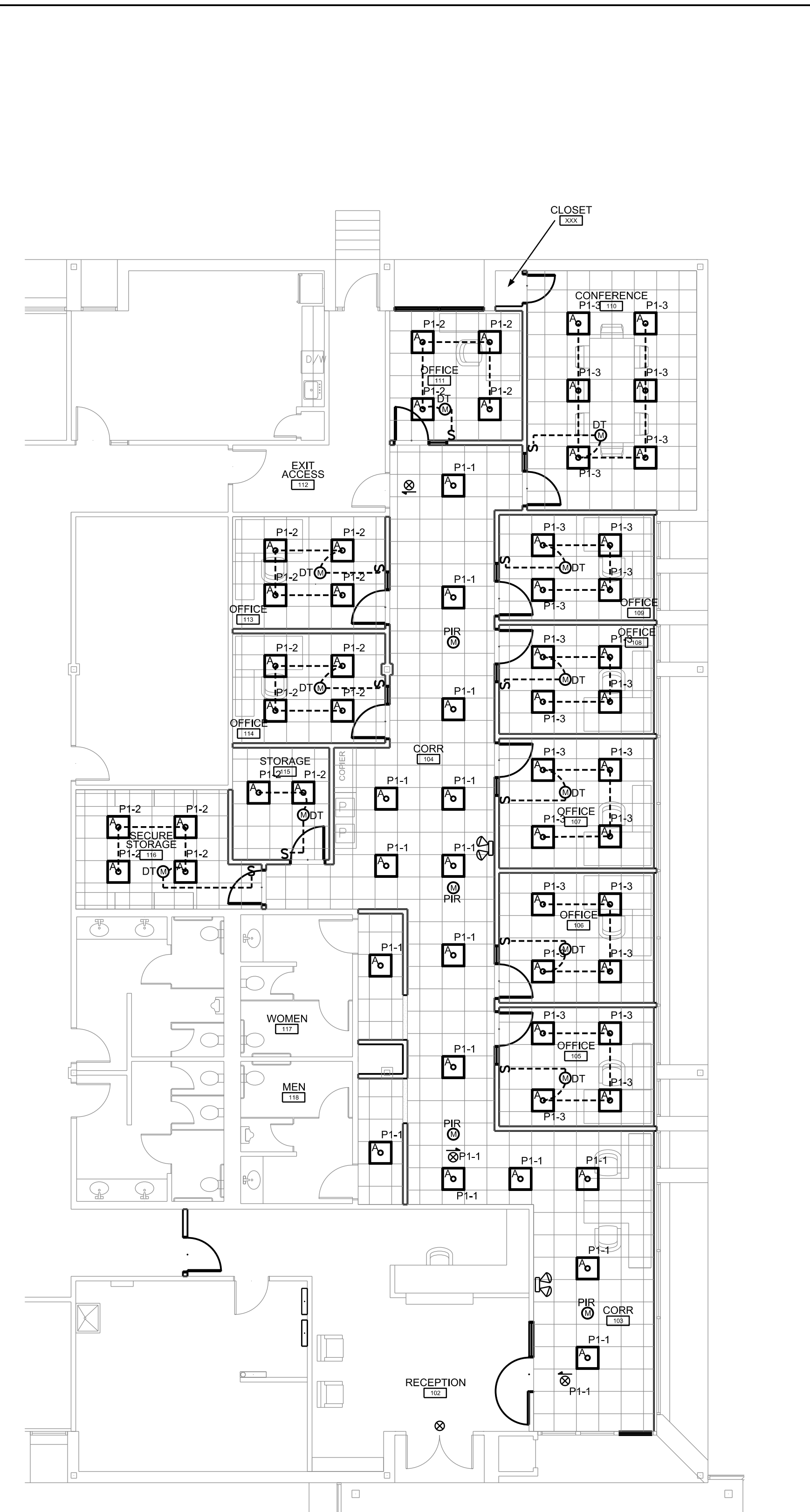
# FIRE ALARM LEGEND

-  FIRE ALARM MANUAL PULL STATION - MOUNT 52" AFF TO TOP OF BOX
-  FIRE ALARM HORN AND STROBE UNIT - MOUNT 84" AFF TO TOP OF BOX OR 6" BELOW CEILING, WHICH EVER IS LOWER
-  FIRE ALARM STROBE UNIT - MOUNT ABOVE DOOR - MOUNT 84" AFF TO BOTTOM OF BOX OR 6" BELOW CEILING, WHICH EVER IS LOWER
-  HEAT DETECTOR - CEILING MOUNTED
-  SMOKE DETECTOR - CEILING MOUNTED
-  DOOR HOLDER




POWER & SYSTEMS LAYOUT

1/8"=1'-0"




LIGHTING LAYOUT

1/8"=1'-0"



**Anthony Mancini, Inc.**  
 179 SHERIDAN ST.  
 PORTLAND, ME 04101  
 P: (207)774-5829 F: (207)772-1686  
 E: info@mancinielectric.com  
 "We appreciate Your Business."



PROJECT NAME & ADDRESS:	DATE:	DESCRIPTION:
Cross Insurance Congress Street Portland, Maine		

SHEET NAME:  
**Systems Layout  
 Office renovations**

Checked By: G. MANCINI Date: 09-13-2016  
 Drawn By: A. AMES Scale: 1/8" = 1'-0"

SHEET:  
**E1**