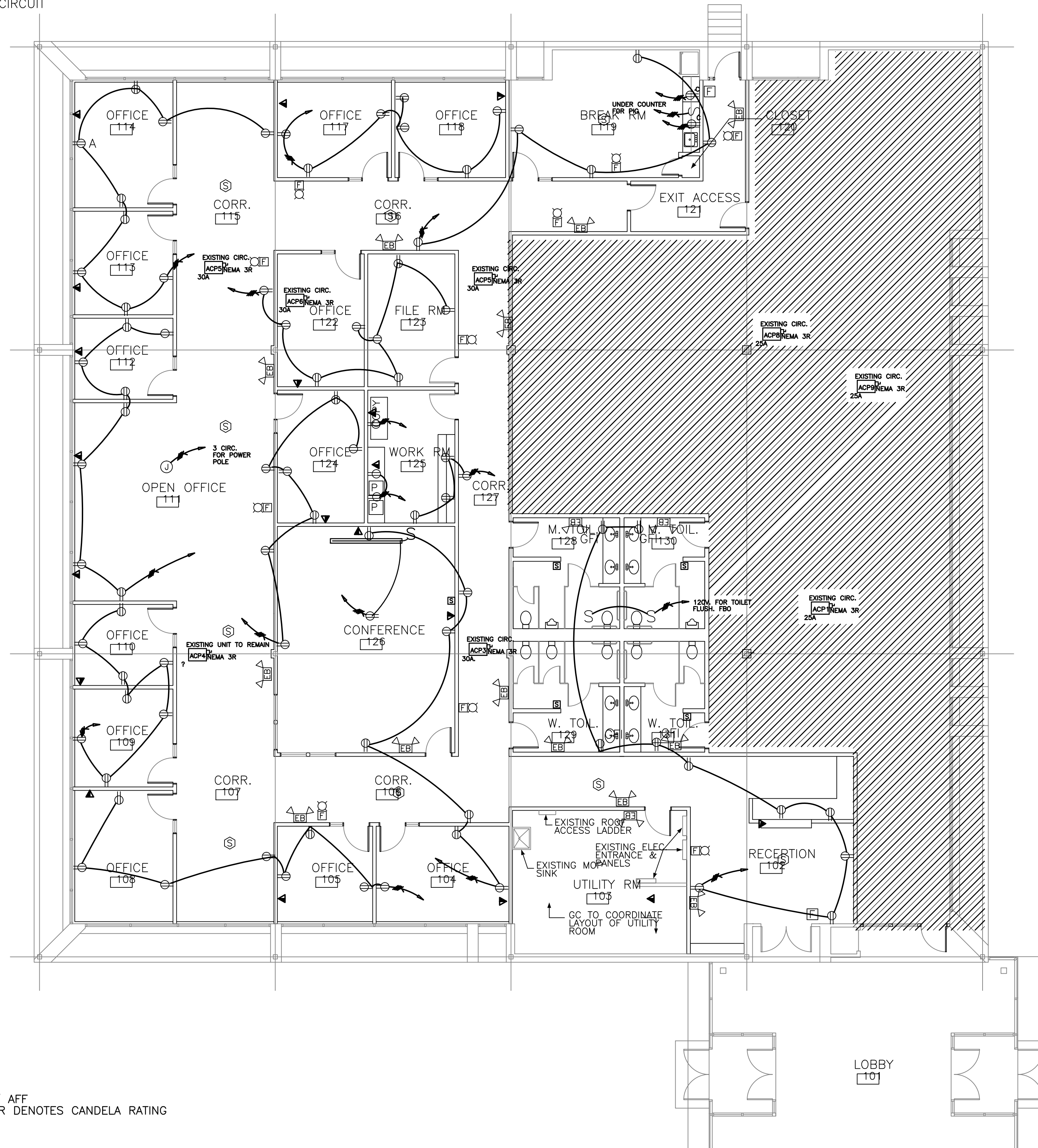




- NOTES:
 1) REUSE EXISTING CIRCUITING FOR NEW LAYOUT
 2) FINAL PANEL SCHEDULES WILL BE DONE AT COMPLETION
 3) EXISTING PANELS ARE IN ROOM 103
 4) SYSTEM VOLTAGE 120/208V.
 5) CONNECT EMERGENCY BATTERY UNITS TO NEAREST LIGHTING CIRCUIT



FIRE ALARM SYSTEM

- F** FIRE ALARM MANUAL STATION 48" AFF
- FL** FIRE ALARM HORN AND LIGHT UNIT — MOUNT 80" AFF EXCEPT NO CLOSER THAN 6" TO CEILING. NUMBER DENOTES CANDELA RATING
- T** SPRINKLER TAMPER SWITCH
- FL** SPRINKLER WATERFLOW SWITCH
- S** FIRE ALARM VISUAL UNIT (NUMBER DENOTES CANDELA RATING) 6'8" AFF
- S** FIRE ALARM SMOKE DETECTOR "E" SUBSCRIPT DENOTES ELEVATOR RECALL.

FLOOR PLAN
 1/8" = 1'-0" A1



B.H. Milliken
 ELECTRICAL CONTRACTORS
 175 ANDERSON STREET
 PORTLAND, MAINE 04101
 PHONE 879-1877
 FAX: 774-1492

CROSS INS.
 CONGRESS STREET
 PORTLAND, MAINE

TITLE
POWER
SCALE: 1/8"=1'
DATE: 3-29-13
SHEET
E400