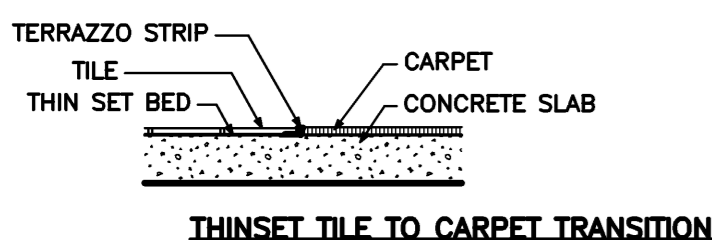
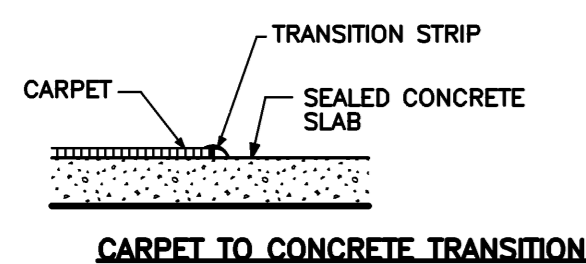
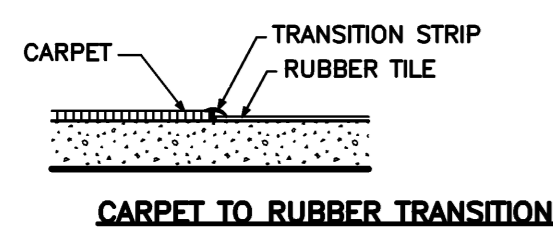
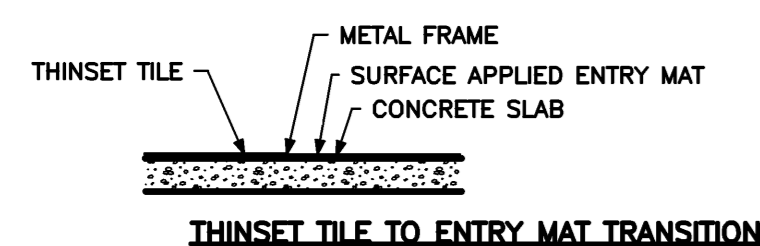


# ROOM FINISH SCHEDULE

AREA	ROOM		FLOOR	BASE	WAINSCOT		WALLS				CEILING		REMARKS
	NO.	NAME			Code	HT	N	E	S	W	Code	HT	
	301	OFFICE	C2	VB1	-	-	P1	P1	P1	P1	ACT2	9'-4"	-
	302	STAIR #1	RT1	VB1	-	-	P1	P1	P1	P1	ACT2	9'-4"	-
	303	OPEN OFFICE	C1	VB1	-	-	P1	P1	P1	P1	ACT1	9'-6"	-
	304	OFFICE	C2	VB1	-	-	P1	P1	P1	P1	ACT2	9'-4"	-
	305	CONFERENCE	C3	VB1	-	-	P1	P1	P1	P1	ACT2	9'-4"	WOOD CHAIR RAIL-ST1
	306	OFFICE	C2	VB1	-	-	P1	P1	P1	P1	ACT2	9'-4"	-
	307	CORRIDOR	C1	VB1	-	-	P1	P1	P1	P1	ACT2	9'-0"	-
	308	LOUNGE	C1	VB1	-	-	P1	P1	P1	P1	ACT1	9'-6"	-
	309	OFFICE	C2	VB1	-	-	P1	P1	P1	P1	ACT2	9'-4"	-
	310	OFFICE	C2	VB1	-	-	P1	P1	P1	P1	ACT2	9'-4"	-
	311	OFFICE	C2	VB1	-	-	P1	P1	P1	P1	ACT2	9'-4"	-
	312	CORRIDOR	C1	VB1	-	-	P1	P1	P1	P1	ACT2	8'-6"	-
	313	CONFERENCE	C3	VB1	-	-	P1	P1	P1	P1	ACT2	8'-6"	WOOD CHAIR RAIL-ST1
	314	OFFICE	C2	VB1	-	-	P1	P1	P1	P1	ACT2	8'-6"	-
	315	OFFICE	C2	VB1	-	-	P1	P1	P1	P1	ACT2	8'-6"	-
	316	OFFICE	C2	VB1	-	-	P1	P1	P1	P1	ACT2	8'-6"	-
	317	BREAK RM	PT1	VB1	-	-	P1	P1	P1	P1	ACT2	8'-6"	-
	318	JANITOR	SEALED CONC	VB1	-	-	P1	P1	P1	P1	-	-	-
	319	MENS	PT1	PT3	PT3	FULL HEIGHT	P1	P1	P1	P1	ACT2	8'-6"	SEE INT ELEVS FOR EXTENT OF WALL TILE
	320	DATA	SEALED CONC	VB1	-	-	P1	P1	P1	P1	-	-	-
	321	OFFICE	C2	VB1	-	-	P1	P1	P1	P1	ACT2	8'-6"	-
	322	OFFICE	C2	VB1	-	-	P1	P1	P1	P1	ACT2	8'-6"	-
	323	CORRIDOR	C1	VB1	-	-	P1	P1	P1	P1	ACT2	8'-6"	-
	324	OFFICE	C2	VB1	-	-	P1	P1	P1	P1	ACT2	8'-6"	-
	325	OFFICE	C2	VB1	-	-	P1	P1	P1	P1	ACT2	8'-6"	-
	326	STORAGE	C1	VB1	-	-	P1	P1	P1	P1	-	-	-
	327	ELECTRICAL	SEALED CONC	VB1	-	-	P1	P1	P1	P1	-	-	-
	328	WOMENS	PT1	PT3	PT3	FULL HEIGHT	P1	P1	P1	P1	ACT2	8'-6"	SEE INT ELEVS FOR EXTENT OF WALL TILE
	329	CORRIDOR	C1	VB1	-	-	P1	P1	P1	P1	ACT2	8'-6"	-
	330	STORAGE	C1	VB1	-	-	P1	P1	P1	P1	-	-	-
	331	OFFICE	C2	VB1	-	-	P1	P1	P1	P1	ACT2	8'-6"	-
	332	OFFICE	C2	VB1	-	-	P1	P1	P1	P1	ACT2	8'-6"	-
	333	OFFICE	C2	VB1	-	-	P1	P1	P1	P1	ACT2	8'-6"	-
	334	CORRIDOR	C1	VB1	-	-	P1	P1	P1	P1	ACT2	9'-0"	REMOVE EXG VCT PROVIDE NEW C1
	335	STAIR #2	RT1	VB1	-	-	P1	P1	P1	P1	MATCH EXG	REMOVE EXG VCT & PROVIDE NEW RT1 @ LANDING ONLY	

# MATERIALS LEGEND

MATERIAL	CODE NO.	MANUFACTURER / SERIES	COLOR / FINISH
PAINT	P1	TBD	TBD
	P2	TBD	TBD
STAIN	ST1	TBD	MATCH EXG BUILDING
CARPET	C1	TBD	\$30 SQ. YARD ALLOWANCE
	C2	TBD	\$30 SQ. YARD ALLOWANCE
	C3	TBD	\$30 SQ. YARD ALLOWANCE
PORCELAIN TILE	PT1	CASALGRANDE PADANA- PIETRE ETRUSCHE	12"X12" - COLOR TBD
	PT2	CASALGRANDE PADANA- PIETRE ETRUSCHE	BULLNOSE 3 1/2" X 12"
	PT3	CASALGRANDE PADANA- PIETRE ETRUSCHE	6" X 24"
VINYL BASE	VB1	TBD	4"
VINYL WALL COVERING	WC1	TBD	\$20 SQ. YARD ALLOWANCE
ACOUSTICAL CEILING TILE	ACT1	ARMSTRONG DUNE	#1774 ANGLEDTEGULAR
	ACT2	ARMSTRONG CIRRUS	OPEN PLAN #551 ANLGED TEGULAR
SOLID SURFACING	SS1	TBD	
RUBBER TILE	RT1	JOHNSONITE ROUNDEL RUBBER	TBD
ENTRY MAT	MAT1	BONAR FLOOR LTD. - CORAL DUO	



### TRANSITION STRIP DETAIL

1/2" = 1'-0" 0 1' 2' 3' REF: A1/A11.1

**A4**

# ROOM FINISH SCHEDULE

AREA	ROOM		FLOOR	BASE	WAINSCOT		WALLS				CEILING		REMARKS
	NO.	NAME			Code	HT	N	E	S	W	Code	HT	
	101	STAIR #1	RT1	VB1	-	-	P1	P1	P1	P1	-	-	-
	102	OPEN OFFICE	CONC	VB1	-	-	P1	P1	P1	P1	-	-	-
	103	STORAGE	C1	VB1	-	-	P1	P1	P1	P1	-	-	-
	104	DATA	SEALED CONC	VB1	-	-	P1	P1	P1	P1	-	-	-
	105	ELECTRICAL	SEALED CONC	VB1	-	-	P1	P1	P1	P1	-	-	-
	106	MECHANICAL	SEALED CONC	VB1	-	-	P1	P1	P1	P1	GPDW P1	10'-0" +/-	1 HR CEILING SEE A40.1
	107	MAINTENANCE	SEALED CONC	VB1	-	-	P1	P1	P1	P1	GPDW P1	10'-0" +/-	1 HR CEILING- SEE A40.1
	108	CORRIDOR	C2	VB1	-	-	P1	P1	P1	P1	ACT2	8'-6" ABOVE NEW FLR	REMOVE EXG VCT PROVIDE NEW C1
	109	STAIR #2	RT1	EXG	-	-	P1	P1	P1	P1	ACT2	MATCH EXG	REMOVE EXG VCT & PROVIDE NEW RT1 @ LANDING ONLY
	110	VESTIBULE	CONC	VB1	-	-	P1	P1	P1	P1	-	-	-
	201	OFFICE	C2	VB1	-	-	P1	P1	P1	P1	ACT2	9'-4"	-
	202	STAIR #1	RT1	VB1	-	-	P1	P1	P1	P1	-	-	-
	203	OPEN OFFICE	C1	VB1	-	-	P1	P1	P1	P1	ACT1	9'-6"	-
	204	OFFICE	C2	VB1	-	-	P1	P1	P1	P1	ACT2	9'-4"	-
	205	CONFERENCE	C3	VB1	-	-	P1	P1	P1	P1	ACT2	9'-4"	WOOD CHAIR RAIL -ST1
	206	OFFICE	C2	VB1	-	-	P1	P1	P1	P1	ACT2	9'-4"	-
	208	OPEN OFFICE	C1	VB1	-	-	P1	P1	P1	P1	ACT1	9'-6"	-
	212	OFFICE	C2	VB1	-	-	P1	P1	P1	P1	ACT2	9'-4"	-
	213	OFFICE	C2	VB1	-	-	P1	P1	P1	P1	ACT2	9'-4"	-
	214	OFFICE	C2	VB1	-	-	P1	P1	P1	P1	ACT2	9'-4"	-
	215	CORRIDOR	C1	VB1	-	-	P1	P1	P1	P1	ACT2	8'-4"	-
	216	CONFERENCE	C3	VB1	-	-	P1	P1	P1	P1	ACT2	8'-4"	WOOD CHAIR RAIL -ST1
	217	OFFICE	C2	VB1	-	-	P1	P1	P1	P1	ACT2	8'-4"	-
	218	OFFICE	C2	VB1	-	-	P1	P1	P1	P1	ACT2	8'-4"	-
	219	OFFICE	C2	VB1	-	-	P1	P1	P1	P1	ACT2	8'-4"	-
	220	BREAK RM	PT1	VB1	-	-	P1	P1	P1	P1	ACT2	8'-4"	-
	221	JANITOR	SEALED CONC	VB1	-	-	P1	P1	P1	P1	-	-	-
	222	MENS	PT1	PT3	PT3	FULL HEIGHT	P1	P1	P1	P1	ACT2	8'-4"	SEE INT ELEVS FOR EXTENT OF WALL TILE
	223	DATA	SEALED CONC	VB1	-	-	P1	P1	P1	P1	-	-	-
	224	OFFICE	C2	VB1	-	-	P1	P1	P1	P1	ACT2	8'-4"	-
	225	OFFICE	C2	VB1	-	-	P1	P1	P1	P1	ACT2	8'-4"	-
	226	CORRIDOR	C1	VB1	-	-	P1	P1	P1	P1	ACT2	8'-4"	-
	227	OFFICE	C2	VB1	-	-	P1	P1	P1	P1	ACT2	8'-4"	-
	228	OFFICE	C2	VB1	-	-	P1	P1	P1	P1	ACT2	8'-4"	-
	229	STORAGE	C1	VB1	-	-	P1	P1	P1	P1	-	-	-
	230	ELECTRICAL	SEALED CONC	VB1	-	-	P1	P1	P1	P1	-	-	-
	231	WOMENS	PT1	PT3	PT3	FULL HEIGHT	P1	P1	P1	P1	ACT2	8'-4"	SEE INT ELEVS FOR EXTENT OF WALL TILE
	232	CORRIDOR	C1	VB1	-	-	P1	P1	P1	P1	ACT2	8'-4"	-
	233	STORAGE	C1	VB1	-	-	P1	P1	P1	P1	-	-	-
	234	OFFICE	C2	VB1	-	-	P1	P1	P1	P1	ACT2	8'-4"	-
	235	OFFICE	C2	VB1	-	-	P1	P1	P1	P1	ACT2	8'-4"	-
	236	OFFICE	C2	VB1	-	-	P1	P1	P1	P1	ACT2	8'-4"	-
	237	CORRIDOR	C1	VB1	-	-	P1	P1	P1	P1	ACT2	9'-0"	REMOVE EXG VCT PROVIDE NEW C1
	238	STAIR #2	RT1	VB1	-	-	P1	P1	P1	P1	ACT2	MATCH EXG	REMOVE EXG VCT & PROVIDE NEW RT1 @ LANDING ONLY

Architects + Engineers  
**HARRIMAN ASSOCIATES**  
 One Ashura Business Park  
 Ashura, Maine 04210  
 207.784.5100 tel  
 207.783.3017 fax  
 www.harriman.com  
 Building communities since 1970  
 © 2005

Project Title  
**WOODARD & CURRAN  
 OFFICE ADDITION**

PORTLAND, MAINE

HA Project No. **05178**

Key Plan

Mark	Date	Description
-	05-15-06	ISSUED FOR CONSTRUCTION
-	03-14-06	FINAL REVIEW

Issue Dates

Drawing Status

Drawing Title  
**ROOM FINISH SCHEDULE**

PA / PE: \_\_\_\_\_ Drawn By: \_\_\_\_\_

Drawing Number

**A61.1**