

Architects + Engineers
HARRIMAN ASSOCIATES

One Auburn Business Park
 Auburn, Maine 04210
 207.784.5100 tel
 207.782.3017 fax
 www.harriman.com
 Building committees
 since 1979
 © 2006


WOODARD & CURRAN

OFFICE BUILDING ADDITION


**ISSUED FOR CONSTRUCTION
 05/15/06**

LIST OF DRAWINGS

- T01.1 COVER SHEET
- A00.1 ABBREVIATIONS AND LEGENDS
- A10.1 FIRST FLOOR PLAN
- A10.2 SECOND FLOOR PLAN
- A10.3 THIRD FLOOR PLAN
- A11.1 ENLARGED FLOOR PLANS
- A15.1 ROOF PLAN
- A20.1 EXTERIOR ELEVATIONS
- A20.2 EXTERIOR ELEVATIONS
- A25.1 BUILDING SECTIONS
- A30.1 WALL SECTIONS
- A30.2 WALL SECTIONS
- A30.3 WALL SECTIONS
- A35.1 STAIR SECTIONS
- A35.2 STAIR AND ELEVATOR DETAILS
- A40.1 CONSTRUCTION SYSTEMS
- A50.1 DETAILS
- A50.2 DETAILS
- A50.3 DETAILS
- A50.4 DETAILS
- A50.5 DETAILS
- A55.1 WINDOW DETAILS
- A60.1 DOOR SCHEDULE
- A61.1 ROOM FINISH SCHEDULE
- A70.1 FIRST FLOOR CEILING PLAN
- A70.2 SECOND FLOOR CEILING PLAN
- A70.3 THIRD FLOOR CEILING PLAN
- A81.1 INTERIOR ELEVATIONS AND DETAILS
- A82.1 DETAILS



- S10.1 FOUNDATION PLAN
- S20.1 SECOND FLOOR FRAMING PLAN
- S20.2 THIRD FLOOR FRAMING PLAN
- S30.1 ROOF FRAMING PLAN
- S40.1 BRACE FRAME ELEVATIONS AND DETAILS
- S50.1 FOUNDATION NOTES AND DETAILS
- S50.2 FOUNDATION DETAILS
- S50.3 FOUNDATION DETAILS
- S60.1 FRAMING NOTES AND DETAILS
- S60.2 STRUCTURAL DETAILS
- S60.3 STRUCTURAL DETAILS




- P00.1 LEGEND GENERAL NOTES DETAILS
- P10.1 FIRST FLOOR PLAN DRAINAGE
- P10.2 SECOND FLOOR PLAN DRAINAGE
- P10.3 THIRD FLOOR PLAN DRAINAGE
- P20.1 FIRST FLOOR PLAN SUPPLY
- P20.2 SECOND FLOOR PLAN SUPPLY
- P20.3 THIRD FLOOR PLAN SUPPLY



- M00.1 LEGEND & GENERAL NOTES
- M10.1 FIRST FLOOR PLAN DUCTWORK
- M10.2 SECOND FLOOR PLAN DUCTWORK
- M10.3 THIRD FLOOR PLAN DUCTWORK
- M10.4 ROOF PLAN
- M20.1 FIRST FLOOR PLAN PIPING
- M20.2 SECOND FLOOR PLAN PIPING
- M20.3 THIRD FLOOR PLAN PIPING
- M30.1 DETAILS
- M30.2 DETAILS
- M31.1 SECTIONS
- M40.1 SCHEDULES
- M40.2 SCHEDULES



- E00.1 LEGEND & LIGHT FIXTURE SCHEDULE
- E10.1 FIRST FLOOR PLAN LIGHTING
- E10.2 SECOND FLOOR PLAN LIGHTING
- E10.3 THIRD FLOOR PLAN LIGHTING
- E20.1 FIRST FLOOR PLAN POWER
- E20.2 SECOND FLOOR PLAN POWER
- E20.3 THIRD FLOOR PLAN POWER
- E20.4 ROOF PLAN POWER
- E30.1 POWER RISER DIAGRAM
- E40.1 PANEL SCHEDULES
- E40.2 PANEL SCHEDULES
- E70.1 DETAILS



CODE COMPLIANCE INFORMATION

BUILDING DESIGN CODES :
 AMERICANS WITH DISABILITIES ACT (ADA)
 NFPA 101 LIFE SAFETY CODE / 2003
 INTERNATIONAL BUILDING CODE / 2003
 INTERNATIONAL PLUMBING CODE / 2000 ED
 STATE OF MAINE INTERNAL PLUMBING CODE
 NFPA 70 NATIONAL ELECTRIC CODE / 2003
 ASHRAE / IES STANDARD 90.1-1999

OCCUPANCY CLASSIFICATION :
 NFPA: NEW BUSINESS (CH. 3B)
 IBC: GROUP B BUSINESS

CONSTRUCTION TYPE :
 NFPA: TYPE III
 IBC: TYPE 2B

BUILDING HEIGHT :
 3 STORIES @ 42'-0" (45'-0" ALLOWABLE)

BUILDING AREA :

	NEW BLDG	EXISTING	EXISTING
1ST FLOOR	7,792 SF	7,563 SF	NA
2ND FLOOR	7,792 SF	7,640 SF	5,592 SF
3RD FLOOR	7,870 SF	7,563 SF	5,592 SF
TOTALS	23,454 SF	22,766 SF	11,184 SF

OCCUPANT LOAD :
 OFFICE 100 SF/PERSON

SEPARATION REQUIREMENTS :
 ONE HOUR FIRE SEPARATION ASSEMBLY
 VERTICAL SHAFTS & STAIRWELLS
 PROTECTION FROM HAZARDS
 TRASH RMS, BOILER RMS, STOR. RMS
 TWO HOUR BUILDING SEPARATION ASSEMBLY
 NO REQUIREMENTS
 EXIT ACCESS CORRIDORS

FIRE SUPPRESSION :
 FULLY SPRINKLERED WITH SUPERVISED SYSTEM

MEANS OF EGRESS :

MAX. TRAVEL DISTANCE	200 FT
MAX. DEAD END CORRIDOR	50 FT
MAX. COMMON PATH OF TRAVEL	75 FT