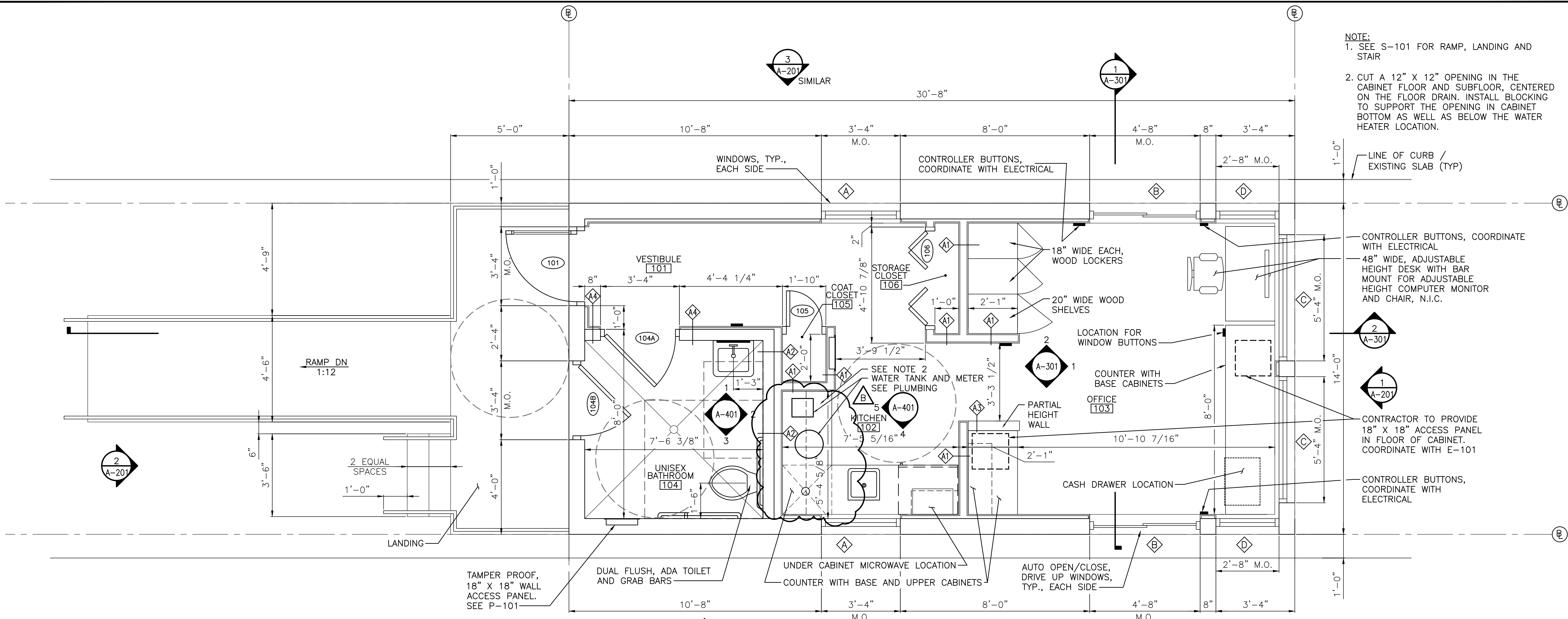
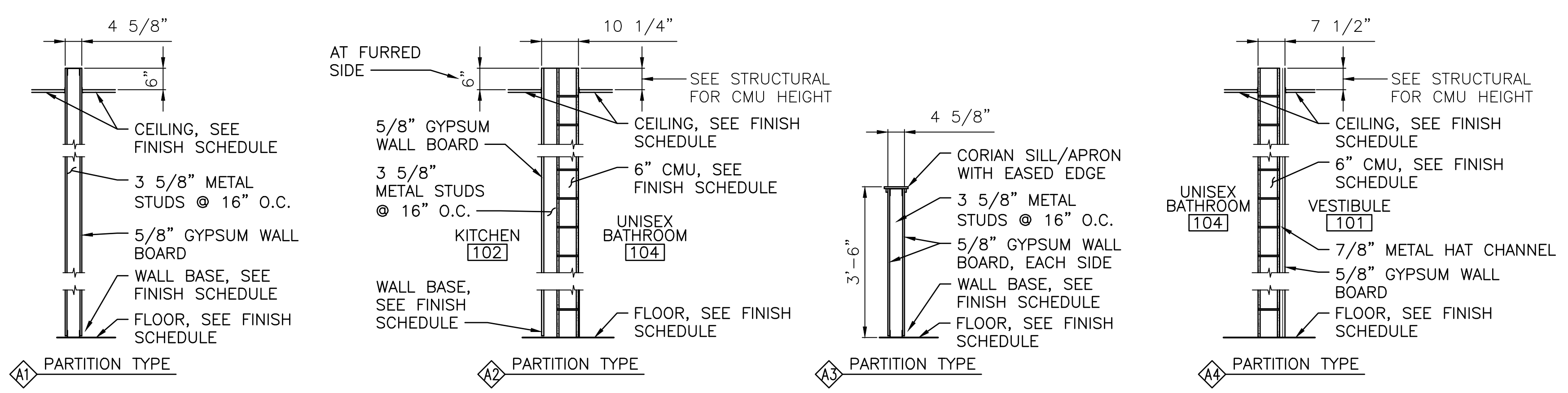


- NOTE:  
 1. SEE S-101 FOR RAMP, LANDING AND STAIR  
 2. CUT A 12" X 12" OPENING IN THE CABINET FLOOR AND SUBFLOOR, CENTERED ON THE FLOOR DRAIN. INSTALL BLOCKING TO SUPPORT THE OPENING IN CABINET BOTTOM AS WELL AS BELOW THE WATER HEATER LOCATION.




1 FLOOR PLAN  
 SCALE: 1/2" = 1'-0"




2 PARTITION TYPES  
 SCALE: 1/2" = 1'-0"

ISSUED FOR BID  
 NOT FOR CONSTRUCTION  
 JANUARY 5, 2017



Scale: 1/2" = 1'-0"



REV	DESCRIPTION	DWN	APP	DATE
C	RE-ISSUED FOR BID	BLB	CBC	01/05/17
B	RE-ISSUED FOR BID	BLB	CBC	10/28/16
A	ISSUED FOR BID	BLB	CBC	9/02/16

ecomaine  
 64 BLUEBERRY ROAD, PORTLAND, ME  
 SCALE HOUSE WITH  
 INSULATED BLOCK CONSTRUCTION  
 FLOOR PLAN

PLEASE NOTE: THIS DOCUMENT MAY NOT ACCURATELY REPRESENT THE FINAL DOCUMENT. ONLY AN ENGINEER, ARCHITECT OR SURVEYOR SIGNED, SEALED AND DATED PAPER COPY, PROVIDED BY THIS OFFICE, MAY BE UTILIZED FOR BIDDING OR CONSTRUCTION PURPOSES.	47A York Street Portland, Maine 04101 207.533.7753 colbycoengineering.com	PROJECT NO. 162.002.002 SHEET 11 OF 40	DRAWING NO. <b>A-101</b>
---	--	---	-----------------------------

X:\162 Ecomaine\162.002.002 - Scale House with CMU Drawings\Sheets\A-101.dwg - 1/5/2017 2:26 PM - ZACH JONES