
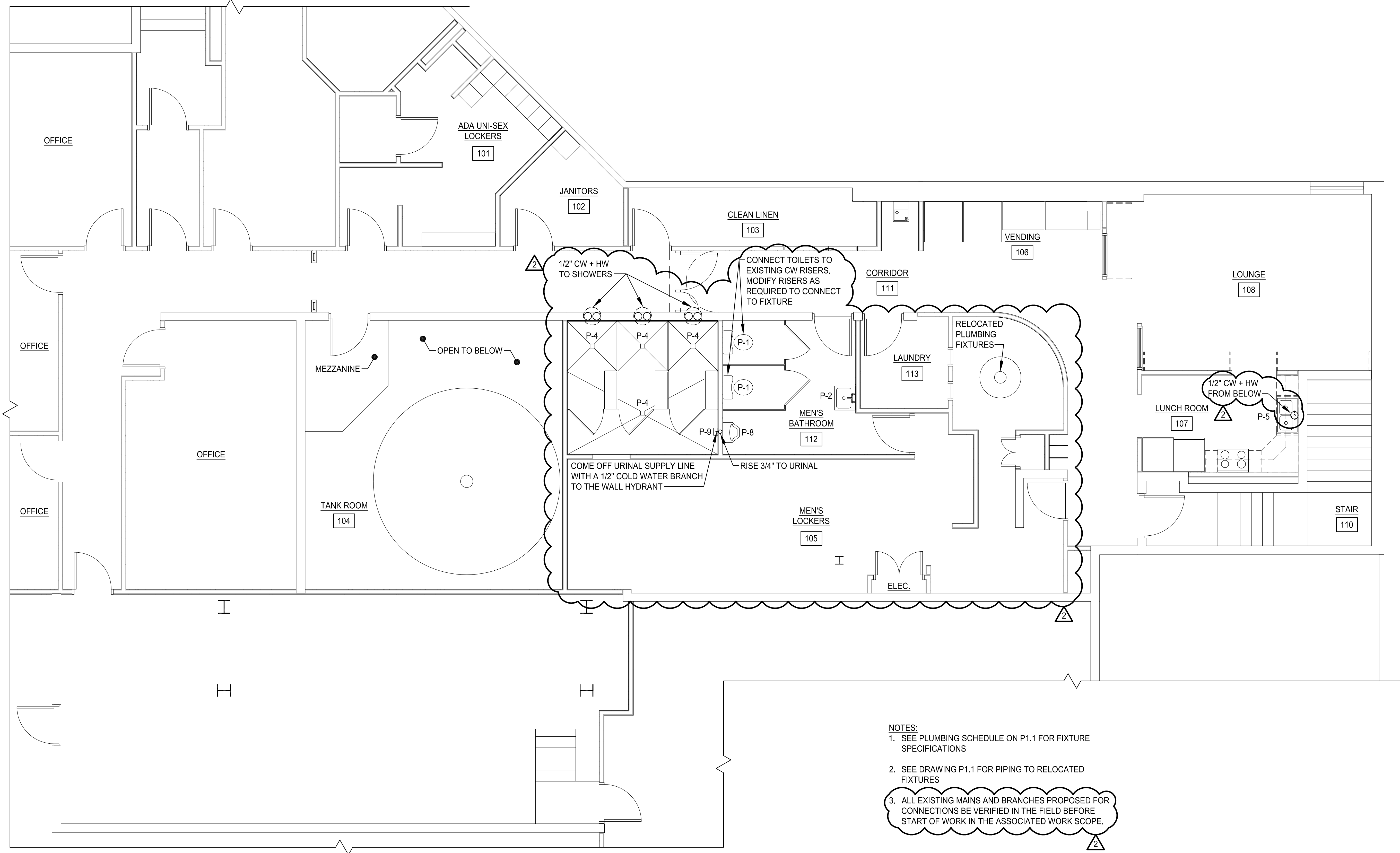



COPYRIGHT 2016 © DIRIGO ARCHITECTURAL ENGINEERING LLC. ALL RIGHTS RESERVED. NO REPRODUCTION WITHOUT PRIOR WRITTEN PERMISSION



LEVEL 2 FLOOR CW + HW PIPING PLAN
 22X34 SCALE: 1/4"=1'-0"
 11X17 SCALE: 1/8"=1'-0"

1
 P1.2

- NOTES:
1. SEE PLUMBING SCHEDULE ON P1.1 FOR FIXTURE SPECIFICATIONS
 2. SEE DRAWING P1.1 FOR PIPING TO RELOCATED FIXTURES
 3. ALL EXISTING MAINS AND BRANCHES PROPOSED FOR CONNECTIONS BE VERIFIED IN THE FIELD BEFORE START OF WORK IN THE ASSOCIATED WORK SCOPE.



LEVEL 2 FL. CW + HW PIPING PLAN

| REV. | DATE | DESCRIPTION |
|------|---------|-------------------------|
| 1 | 1/18/16 | ISSUED FOR CONSTRUCTION |
| 2 | 6/1/16 | ISSUED FOR SI #1 |
| 3 | | |

DRAWN BY: CGB
 CHECKED BY: RHB

PH: (207) 225 - 3040
 1071 Auburn Road
 Suite G
 Turner, ME 04282

DIRIGO
 ARCHITECTURAL
 ENGINEERING • CONSTRUCTION MANAGEMENT
 EMail: tperkins@dirigoae.com W: www.dirigoae.com

DATE: 6/1/16
 PROJECT NO. 15-015
 SHEET NO.

P1.2