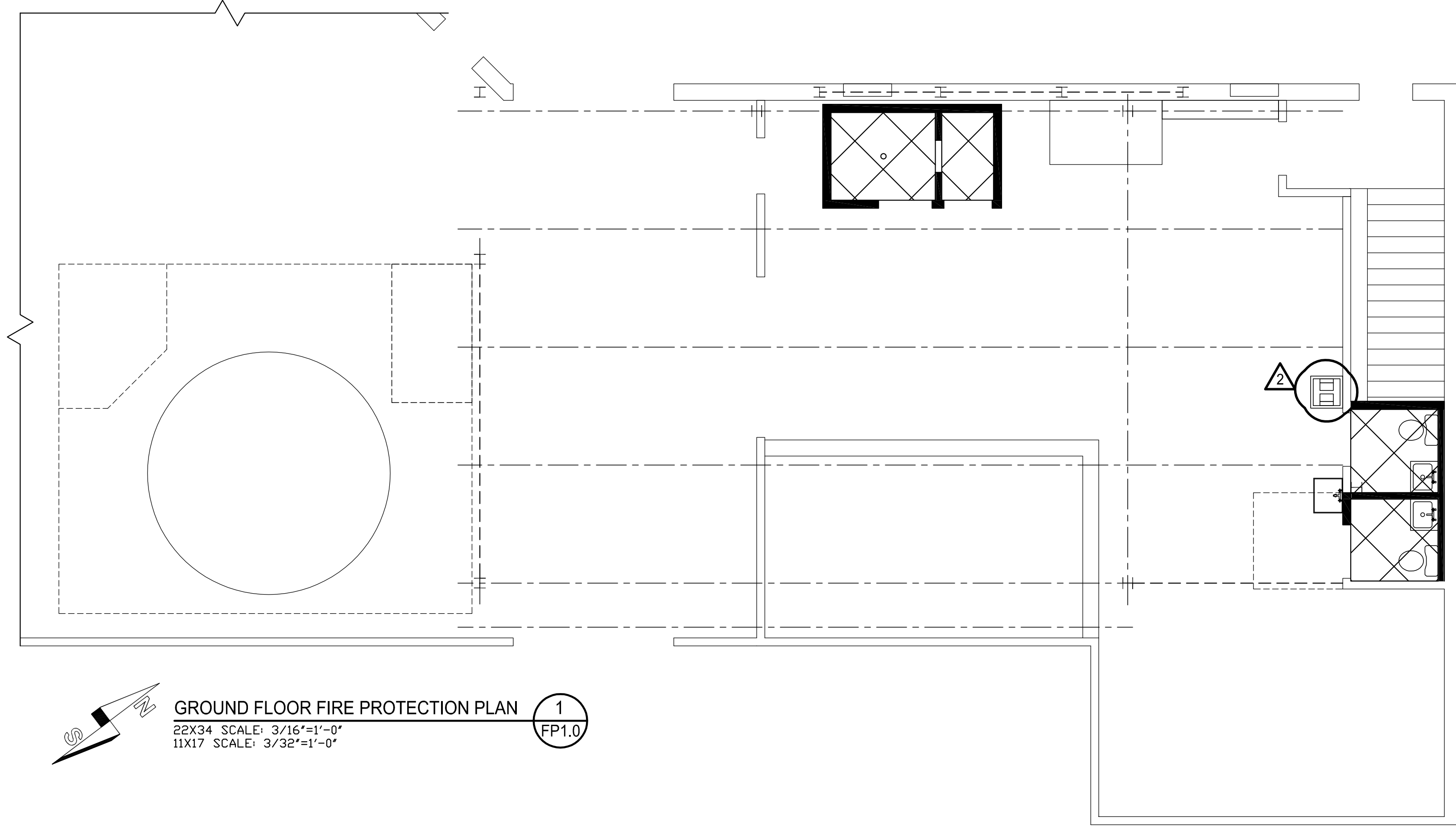


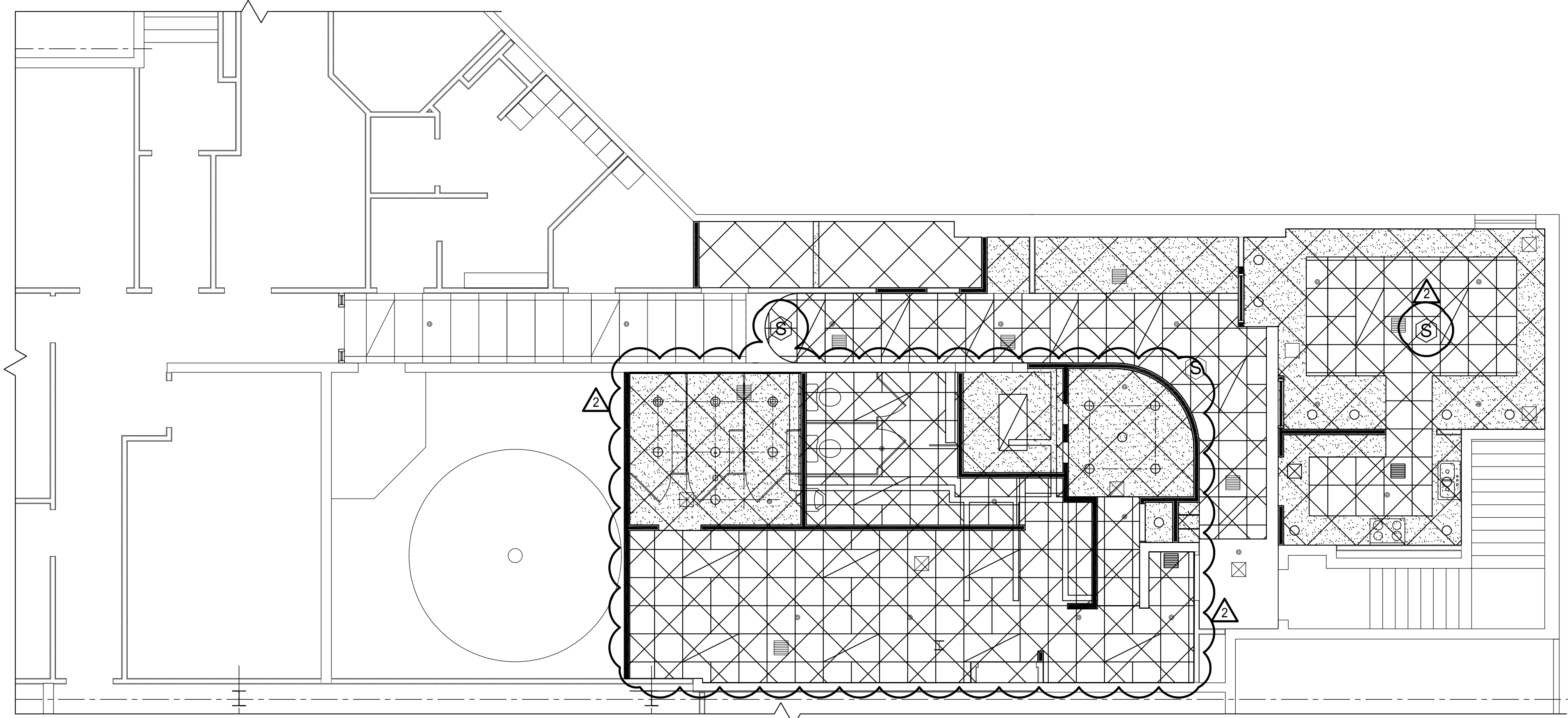
COPYRIGHT 2016 © DIRIGO ARCHITECTURAL ENGINEERING LLC. ALL RIGHTS RESERVED. NO REPRODUCTION WITHOUT PRIOR WRITTEN PERMISSION



GROUND FLOOR FIRE PROTECTION PLAN 1
22X34 SCALE: 3/16"=1'-0"
11X17 SCALE: 3/32"=1'-0"
FP1.0

GENERAL NOTES:


1. CONTRACTOR TO ADAPT EXISTING SPRINKLER SYSTEM TO NEW FLOOR PLANS AND FINISHES. PROVIDE ADDITIONAL PIPING, HEADS, TESTS, AND APPERTANCES AS REQUIRED.
2. PROVIDE SPRINKERS AND PIPING IN ACCORDANCE WITH NFPA 13
3. PROVIDE ADDITIONAL COVERAGE UNDER ANY OBSTRUCTION 48" OR WIDER
4. CONTRACTOR WILL PREPARE AND SUBMIT SHOP DRAWINGS AND HYDRAULIC CALCULATIONS
5. COORDINATION WORK WITH THAT OF OTHER TRADES
6. PROVIDE ABOVE CEILING COVERAGE AS REQUIRED
7. NFPA CLASSIFICATION: ORDINARY HAZARD (GROUP 1)



LEVEL 2 FIRE PROTECTION PLAN 2
22X34 SCALE: 3/16"=1'-0"
11X17 SCALE: 3/32"=1'-0"
FP1.0

ecomaine
LOCKER ROOM RENOVATION
PORTLAND
MAINE

SIGNED COPY OF DRAWING
ON FILE AT DIRIGO A/E
OFFICE



FIRE PROTECTION PLAN

REV.	DATE	DESCRIPTION	CHECKED BY: TWP
1	1/18/16	ISSUED FOR CONSTRUCTION	
2	6/1/16	ISSUED FOR SI #1	
3			

DRAWN BY: CGB

PH: (207) 225 - 3040
1071 Auburn Road
Suite G
Turner, ME 04282



DATE: 6/1/16

PROJECT NO. 15-015

SHEET NO.
FP1.0