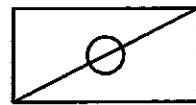








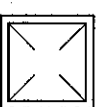
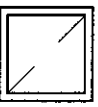


CEILING GRAPHIC LEGEND

-  2x4 DIRECT/INDIRECT FLOURESCENT FIXTURE
-  4' LINEAR WALL-MOUNTED FIXTURE
-  WALL SCONCE
-  CEILING TYPE
CEILING HEIGHT
-  ELEC. SWITCH
-  THREE WAY ELEC. SWITCH
-  CEILING SPEAKER
-  CEILING MOUNTED EXIT SIGN
-  FIRE HORN / STROBE
-  AIR DIFFUSER
-  AIR RETURN

CEILING TYPES


- C1 ARMSTRONG
24 X 48 GRID
DUNE, SQUARE LAY-IN

LIGHT FIXTURE SCHEDULE

- A FOCAL POINT
LUNA 2 x 4
FLU24BWH
T8 LAMPS
- B FINELITE
SERIES 17
ANGLED CURVED FASCIA, PERFORATED
LENGTH: 4'
T8 LAMP
- C FINELITE
SERIES 17
ANGLED CURVED FASCIA, PERFORATED
LENGTH: 2'
T8 LAMP

CEILING NOTES:

1. EXISTING SPRINKLER EQUIPMENT TO REMAIN. CLEAN HEADS.
2. EXISTING DUCTWORK TO REMAIN WHERE POSSIBLE. PROVIDE NEW AIR SUPPLY AND RETURN GRILLES. COORDINATE LOCATIONS WITH NEW PLAN LAYOUT.



Ecomaine - Renovation of Office/Break Area
64 Blueberry Road, Portland, ME 04102

SHEET
A102

JOB # 12122
DATE 05/06/13
SCALE 1/4" = 1'-0"

TITLE
REFLECTED CEILING PLAN

ARCHITECTURE
INTERIOR DESIGN
PLANNING
49 DARTMOUTH STREET
PORTLAND, MAINE 04101
www.pdlarchts.com

