

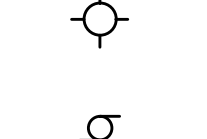

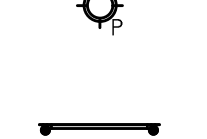



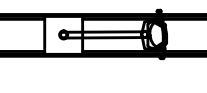
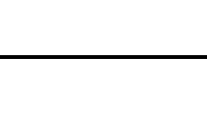





PROPOSED CEILING PLAN
3/16"=1'-0"

CEILING LEGEND

*ALL EXIT AND EMERGENCY LIGHTS ARE THE RESPONSIBILITY OF THE LIGHTING CONTRACTOR AND TO BE INSTALLED PER LOCAL CODE.
*GENERAL SWITCH LOCATIONS AND WIRING TO BE DETERMINED BY LIGHTING CONTRACTOR PER LOCAL CODE AND BE APPROVED BY DOCTOR.

-  SUSPENDED CEILING GRID
-  GYP. BRD. CEILING OR SOFFIT. CONFIRM HEIGHTS WITH HENRY SCHEIN REP.
-  CEILING MOUNTED LIGHT FIXTURE
-  EXHAUST FAN VENTED TO OUTSIDE
-  RECESSED LIGHT FIXTURE
-  PENDANT LIGHT FIXTURE
-  MIRROR LIGHT
-  RECESSED HALOGEN SPOT LIGHT FIXTURE
-  FAN / LIGHT COMBINATION
-  2 x 4 RECESSED FLUORESCENT LIGHT FIXTURE
-  CEILING MOUNTED DENTAL TRACK LIGHT

HENRY SCHEIN®
DENTAL
10920 WEST LINCOLN AVENUE
WEST ALLIS, WI 53227

PROJECT: **PROSTHODONTIC ASSOCIATES**
LOCATION: 131 JOHNSON ROAD
PORTLAND, ME 04102

HENRY SCHEIN REP:
JESSE LEVIELLE
CENTER:
BOSTON, MA
PHONE #:
(207) 233-4978

-IMPORTANT NOTE-
THIS DOCUMENT HAS BEEN PREPARED AS AN INSTRUMENT OF PROFESSIONAL SERVICE, AND IS NOT AN ARCHITECTURAL PLAN. IDEAS / DESIGNS INCLUDED HEREIN ARE THE SOLE PROPERTY OF HENRY SCHEIN DENTAL AND ARE PROTECTED UNDER COPYRIGHT. THEY MAY NOT BE USED OR REPRODUCED WITHOUT EXPRESSED WRITTEN CONSENT OF HENRY SCHEIN AND FULL PAYMENT OF ANY ASSOCIATED DESIGN FEES.
ALL DIMENSIONS ARE SUBJECT TO JOB-SITE VERIFICATION.

DRAWING NAME:
PROSTHO-3d-F1
PROJECT START DATE:
06/06/2013
FINALS START DATE:
08/15/2014
DRAWN BY: AKL/CAS
FINALS BY: AKL
CHECKED BY: KS

REVISIONS:
08/22/14 AKL
10/22/14 AKL

INT.SQ.FT.= 5167

SCALE: 3/16"=1'-0"
SHT. SIZE: D

CEILING PLAN

SA.2