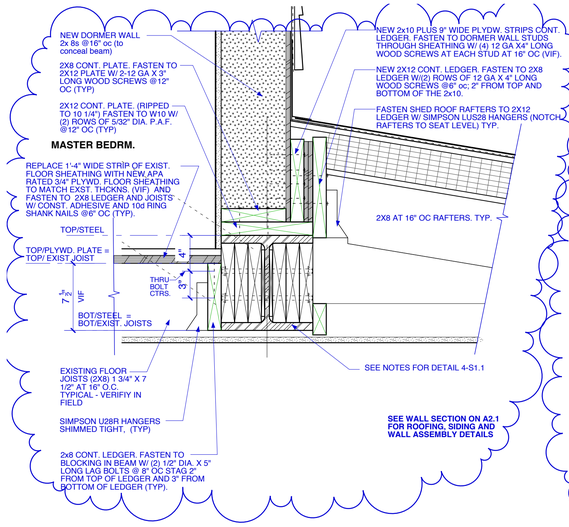


## 3 FRAMING DETAIL AT NEW DORMER WALL

SCALE: 1 1/2" = 1'-0"

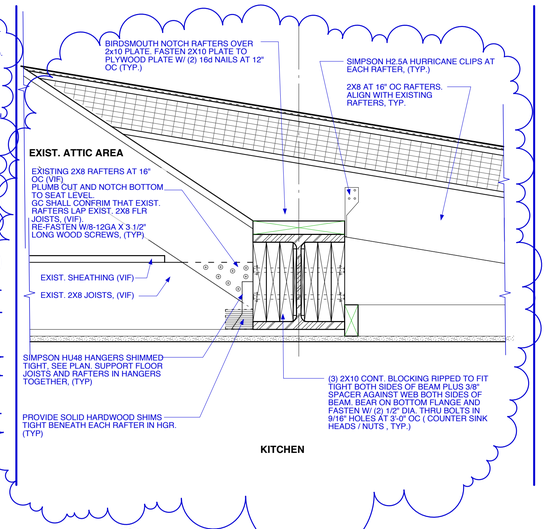


## 4 FRAMING DETAIL

SCALE: 1 1/2" = 1'-0"

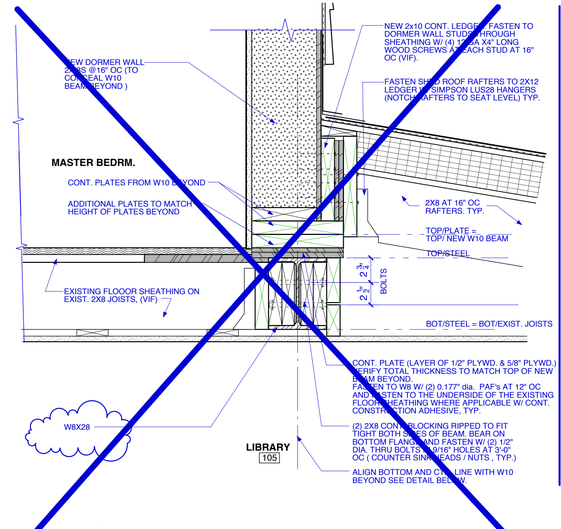


## 5 VOID - NOT USED

SCALE: 1 1/2" = 1'-0"

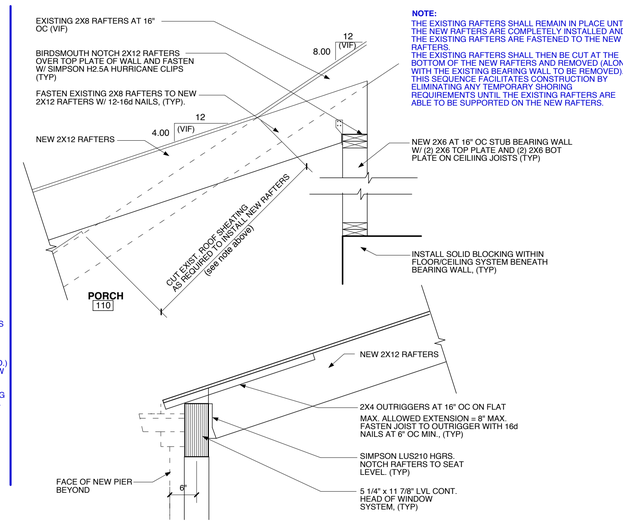


## 6 FRAMING DETAILS AT PORCH

SCALE: 3/4" = 1'-0"

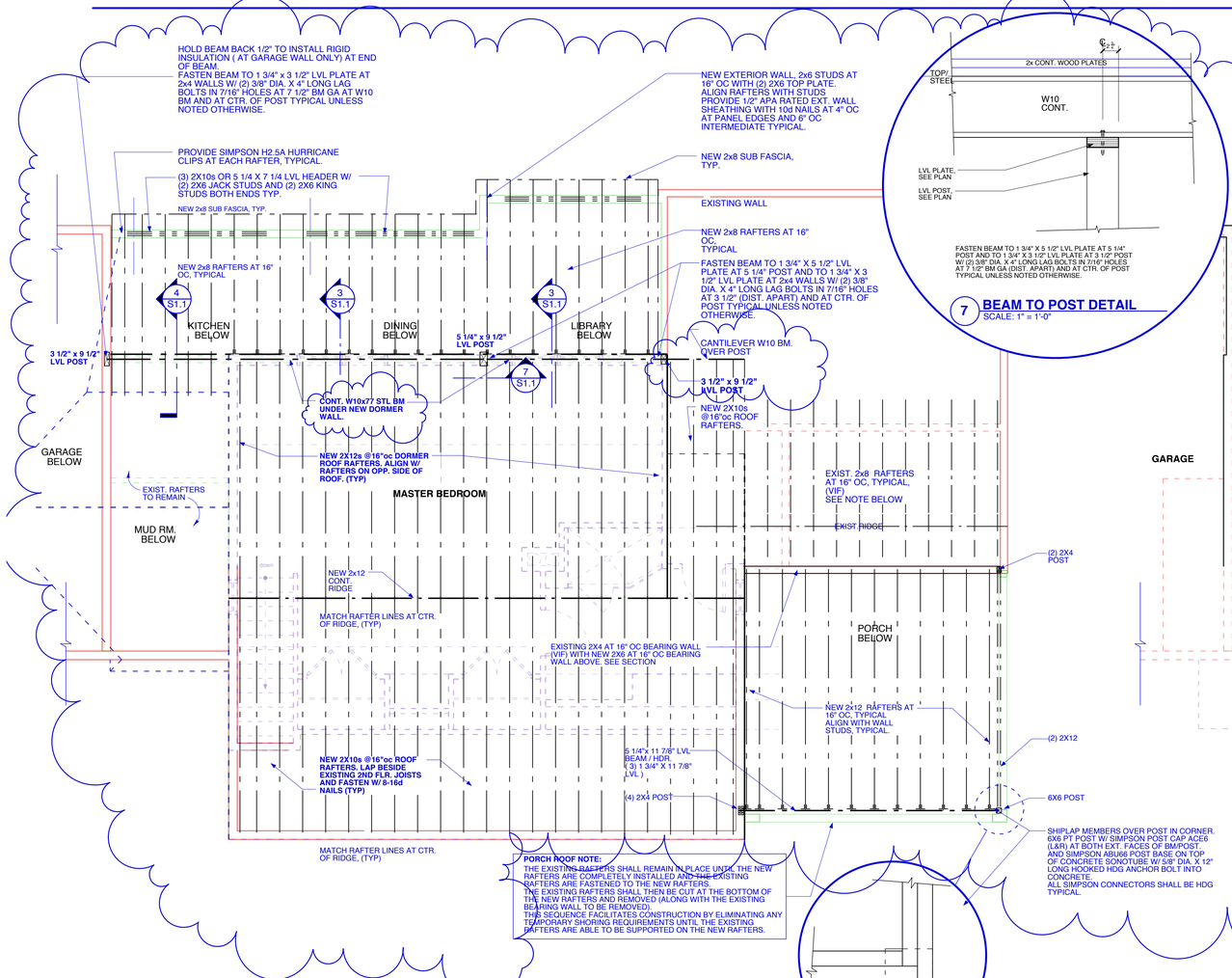


## 2 FIRST FLOOR PROPOSED ROOF FRAMING PLAN

SCALE: 1/4" = 1'-0"




## 7 BEAM TO POST DETAIL

SCALE: 1" = 1'-0"

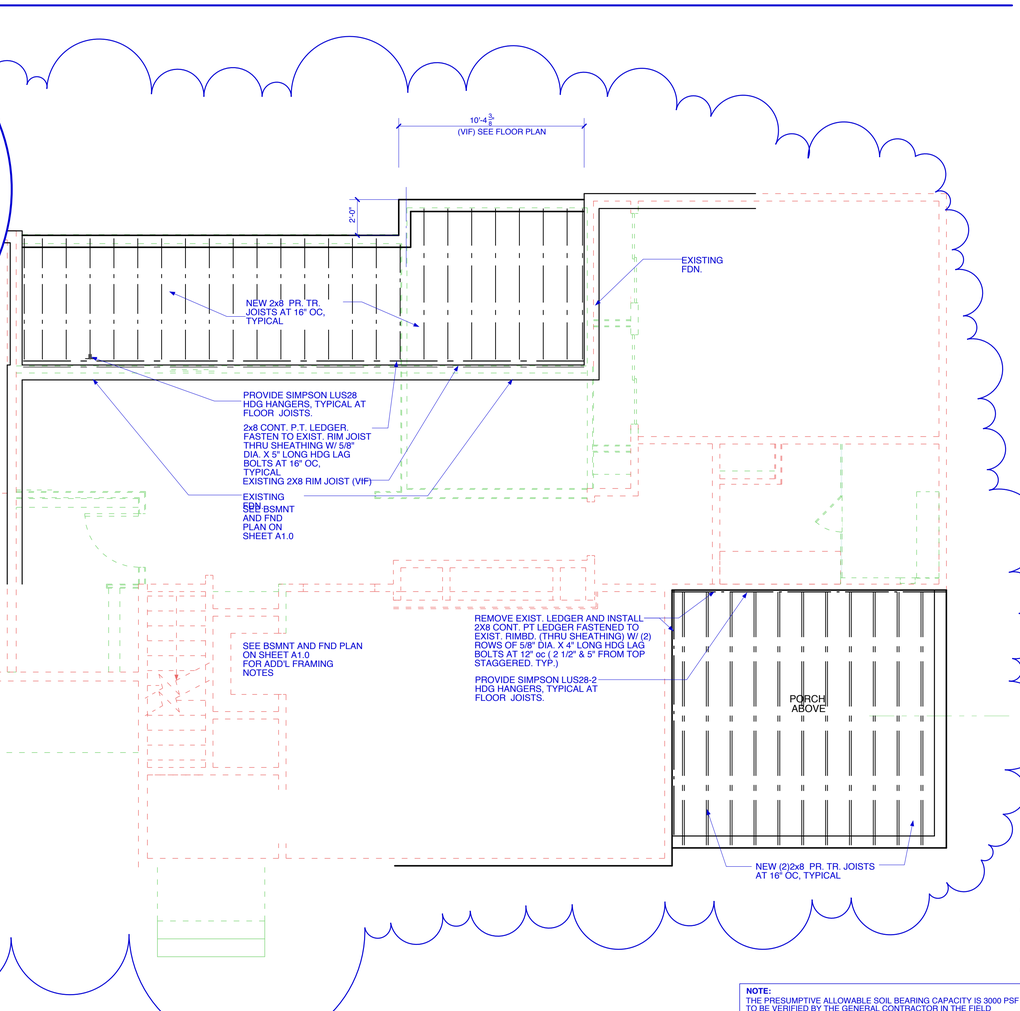


## 1 FIRST FLOOR PROPOSED FRAMING PLAN

SCALE: 1/4" = 1'-0"

SEE BSMNT AND FND PLAN ON SHEET A1.0 FOR ADD'L FRAMING NOTES

NOTE:
THE PRESUMPTIVE ALLOWABLE SOIL BEARING CAPACITY IS 3000 PSF TO BE VERIFIED BY THE GENERAL CONTRACTOR IN THE FIELD

4 0 2 4 8

Scale: 1/4 inch = 1 foot

Copyright 2015 Richard Renner I Architects

RRA
Richard Renner I Architects
Portland, ME Sherborn, MA
207.773.9699 508.651.2385

**Consultants:**
Structural Engineer:
L&L Structural Engineering Services, Inc.

**Constantine Dresser Residence**
54 Roundabout Lane
Portland, Maine 04102

**REVISED 11-04-15**

**For Construction**

**Framing Plans for Proposed First Floor Plan**

**Drawn by:** CY / TT **File Name:** 20114-11.00_A1.1_First...
**Scale:** 1/4" = 1'-0" **Project No.** 2014-01100
**Date:** 1/29/2015 **Revised:** 04/03/2015 11/04/2015

**Constantine Dresser Residence**

**S1.1**