



- LEGEND**
- EXISTING IRON PIPE
  - ⊗ WATER GATE/VALVE
  - ⊠ UTILITY POLE

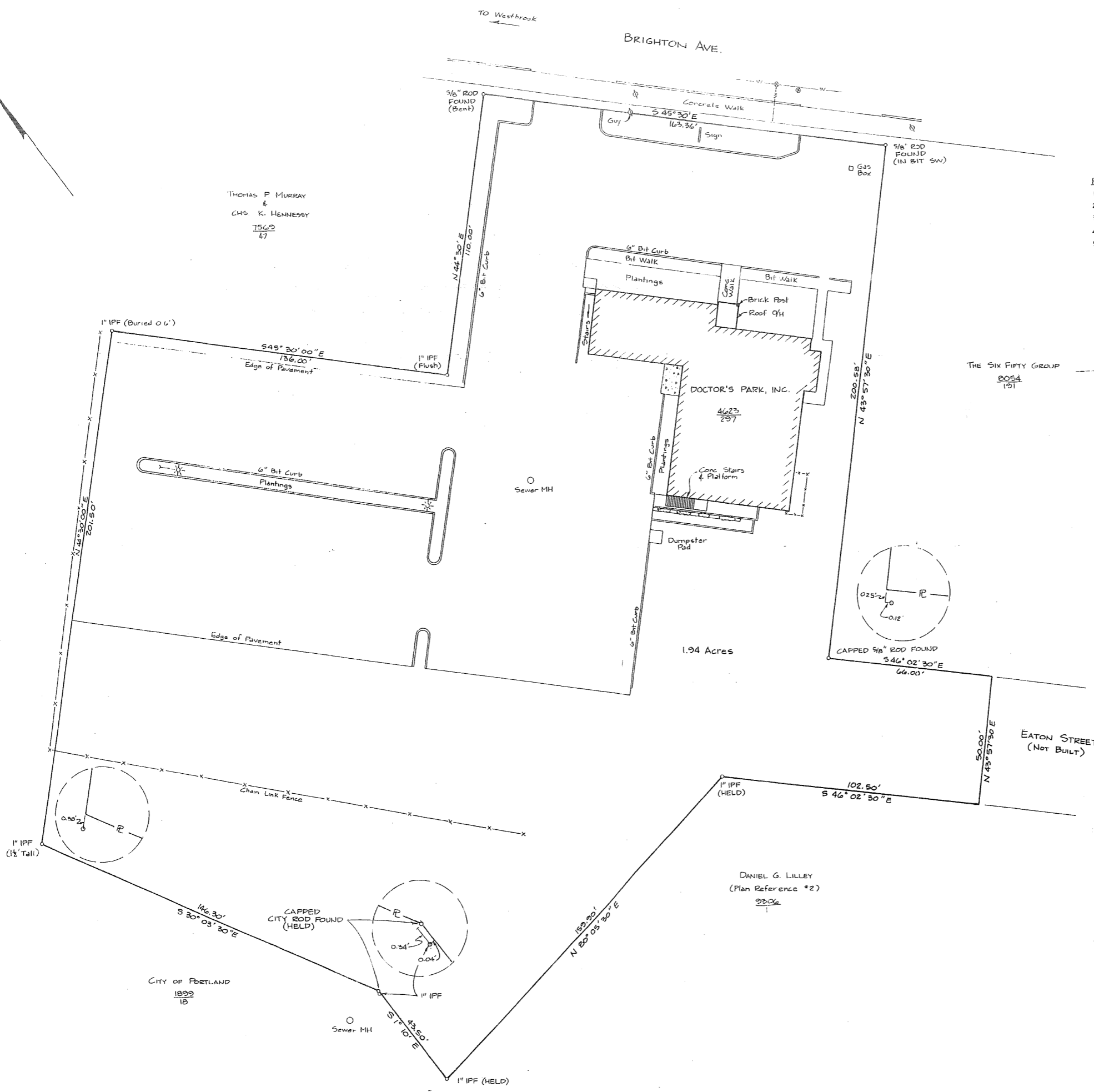
- PLAN REFERENCES**
- 1) PLAN OF BRIGHTON, PLAN BOOK 11/109 ; 7/25/1908
  - 2) GREATER BRIGHTON EXTENSION, PLAN BOOK 11/111, APR, 1904
  - 3) PLAN OF BRIGHTON GARDENS; PLAN BOOK 14/56; 4/18/1921
  - 4) REVISED PLAN OF BRIGHTON PARK, PLAN BOOK 17/30; 11/27/1926
  - 5) LAND ACQUIRED IN 1938 BY THE CITY OF PORTLAND, PLAN BOOK 24/54; 9/9/1938
  - 6) PLAN OF CITY LAND AT CAPISIC POND, DATED SEPT. 10, 1993 ON FILE AT CITY ENGINEER'S OFFICE
  - 7) PLAN OF LAND FOR LEIGHTON PHILBRICK BY OWEN HASKELL DATED JUNE 20, 1967.

**CERTIFICATION: TO DOCTOR'S PARK, INC.**

OWEN HASKELL, INC. HEREBY CERTIFIES THAT THIS PLAN IS THE RESULT OF AN ON THE GROUND INSTRUMENT SURVEY AND THAT TO THE BEST OF OUR KNOWLEDGE, INFORMATION AND BELIEF IT CONFORMS TO THE BOARD OF LICENSURE STANDARDS FOR A CATEGORY I CONDITION II BOUNDARY SURVEY WITH THE FOLLOWING EXCEPTIONS:

- 1) NO WRITTEN REPORT HAS BEEN PREPARED.
- 2) NOT ALL CORNERS HAVE BEEN MARKED.
- 3) NO DESCRIPTION HAS BEEN PREPARED.

12/16/93 DATE  
 J. P. R. G. PROFESSIONAL LAND SURVEYOR #509




JOHN J. ZAPPALÀ  
 3869  
 174

THOMAS P. MURRAY & KENNEDY  
 7569  
 47

CITY OF PORTLAND  
 1999  
 18

September 18, 2009  
 Building Permit Submission  
 Review and Approval  
 NOT FOR CONSTRUCTION

STANDARD BOUNDARY SURVEY		
AT		
640-666 BRIGHTON AVE., PORTLAND, MAINE		
MADE FOR		
DOCTOR'S PARK, INC.		
640 BRIGHTON AVE., PORTLAND, MAINE		
Owen Haskell, Inc.		
Civil Engineers		Land Surveyors
16 Casco Street PORTLAND, MAINE		
Drwn By	JDK	Date
Trace By	MPW	DEC. 16, 1993
Check By	JDK/JPRC	Scale
Bk No	600 P	1" = 20'
Job No.	92002 P	Drwg. No.
		1



**Project Title**  
 Hutchins Funeral Home  
 Brighton Avenue  
 Portland, Maine

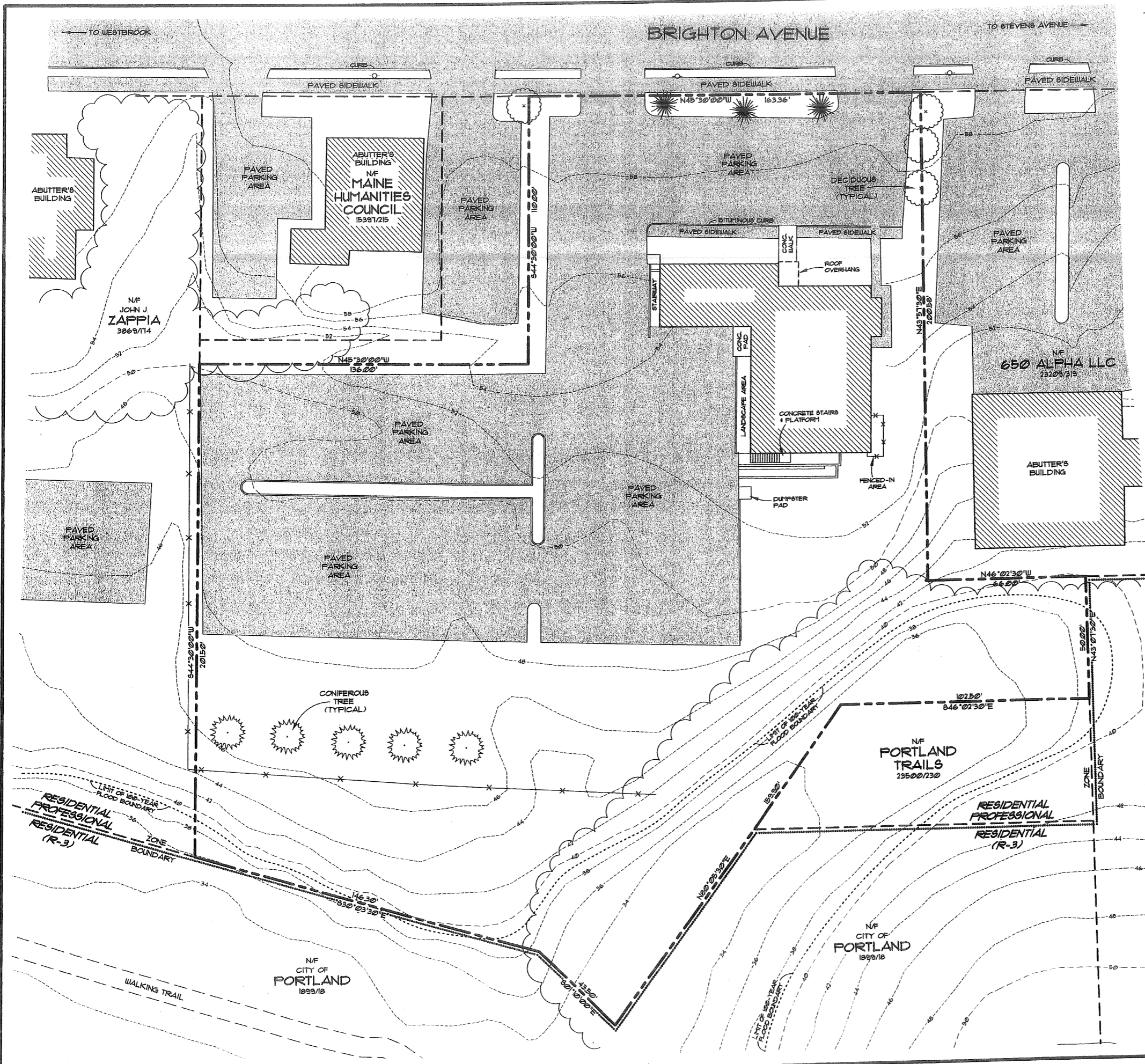
**Drawing Title**  
 Standard Boundary Survey

**Project No.**  
 0813

**Sub Title**

**Drawing No.**  
 C-1.0

D.L. Associates / Architects



**NOTES**

THE PURPOSE OF THIS PLAN IS TO SERVE AS A VISUAL AID TO FACILITATE MUNICIPAL APPROVALS. IT WAS PREPARED BASED UPON THE PLAN REFERENCED BELOW AND CITY OF PORTLAND MAPPING (G.I.S.) AND ASSESSING INFORMATION.

FOR COMPLETE BOUNDARY INFORMATION REFERENCE IS MADE TO A PLAN ENTITLED "STANDARD BOUNDARY SURVEY AT 660-666 BRIGHTON AVENUE", DATED DECEMBER 16, 1993 PREPARED BY OWEN HASKELL, INC.

ALL BOOK AND PAGE NUMBERS REFER TO THE CUMBERLAND COUNTY REGISTRY OF DEEDS.

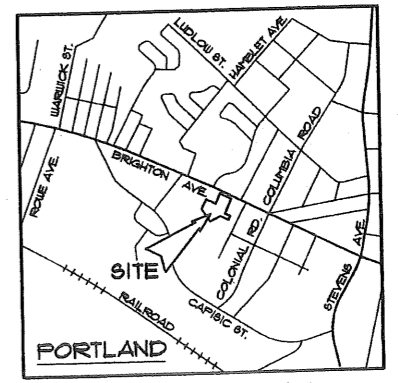
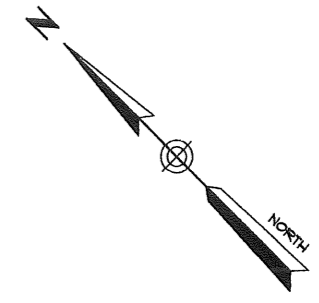
TOTAL AREA = 194 ACRES

THE PARCEL IS LOCATED WITHIN THE "RESIDENTIAL PROFESSIONAL" ZONING DISTRICT.

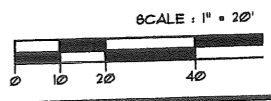
A PORTION OF THE PARCEL IS LOCATED WITHIN THE 100-YEAR FLOOD HAZARD AREA AS SHOWN ON FLOOD INSURANCE RATE MAP COMMUNITY PANEL 230051 0012 C, DATED DECEMBER 8, 1998.

**LEGEND**

- BOUNDARY LINE (SUBJECT PARCEL)
- BOUNDARY LINE (OTHER)
- - - - - EXISTING CONTOUR (G.I.S.)
- x-x-x- FENCE
- ~ ~ ~ ~ ~ TREE LINE
- ZONING BOUNDARY
- - - - - APPROXIMATE LIMIT OF FLOOD ZONE
- o UTILITY POLE
- NF NOW OR FORMERLY
- 2532/56 BOOK AND PAGE NUMBER
- [Hatched Box] PAVED AREA
- [Solid Box] BUILDING

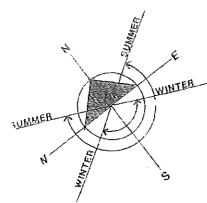


LOCATION MAP



September 18, 2009  
Building Permit Submission  
Review and Approval  
NOT FOR CONSTRUCTION

<b>EXISTING CONDITIONS</b>							
<b>HUTCHINS FUNERAL HOME</b>							
<b>PREPARED FOR: ATH REALTY, LLC</b>							
ADDRESS: 660 BRIGHTON AVENUE							
CLIENT: PORTLAND, MAINE							
PROJECT: TEL: (207) 798-6009 FAX: (207) 798-6128		DRAWN BY: KRF		APPR. BY: JUB		DATE: JULY 2009	
640 MAIN ST. LEWISTON, MAINE 04240		SCALE: 1" = 20'		DATE: JULY 2009		NO.	
PROJ. #16641							
SHEET NUMBER							
<b>C-1.1</b>							



HYDRANT 1/2 150' FROM THE STREET

**GENERAL NOTES**  
 RECORD OWNER OF PROPERTY IS White Water LLC, BOOK NO. 22707, PAGE 271, FILED IN THE CUMBERLAND COUNTY REGISTER OF DEEDS.

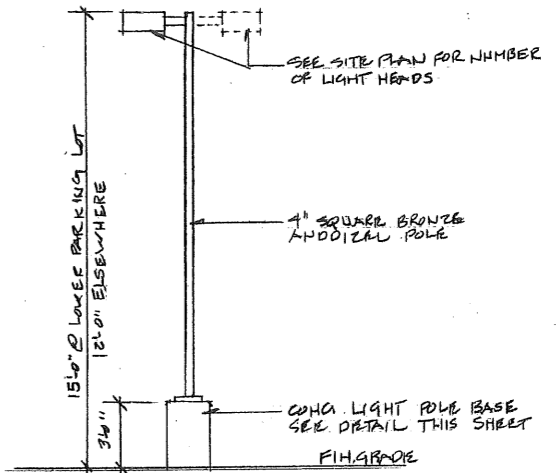
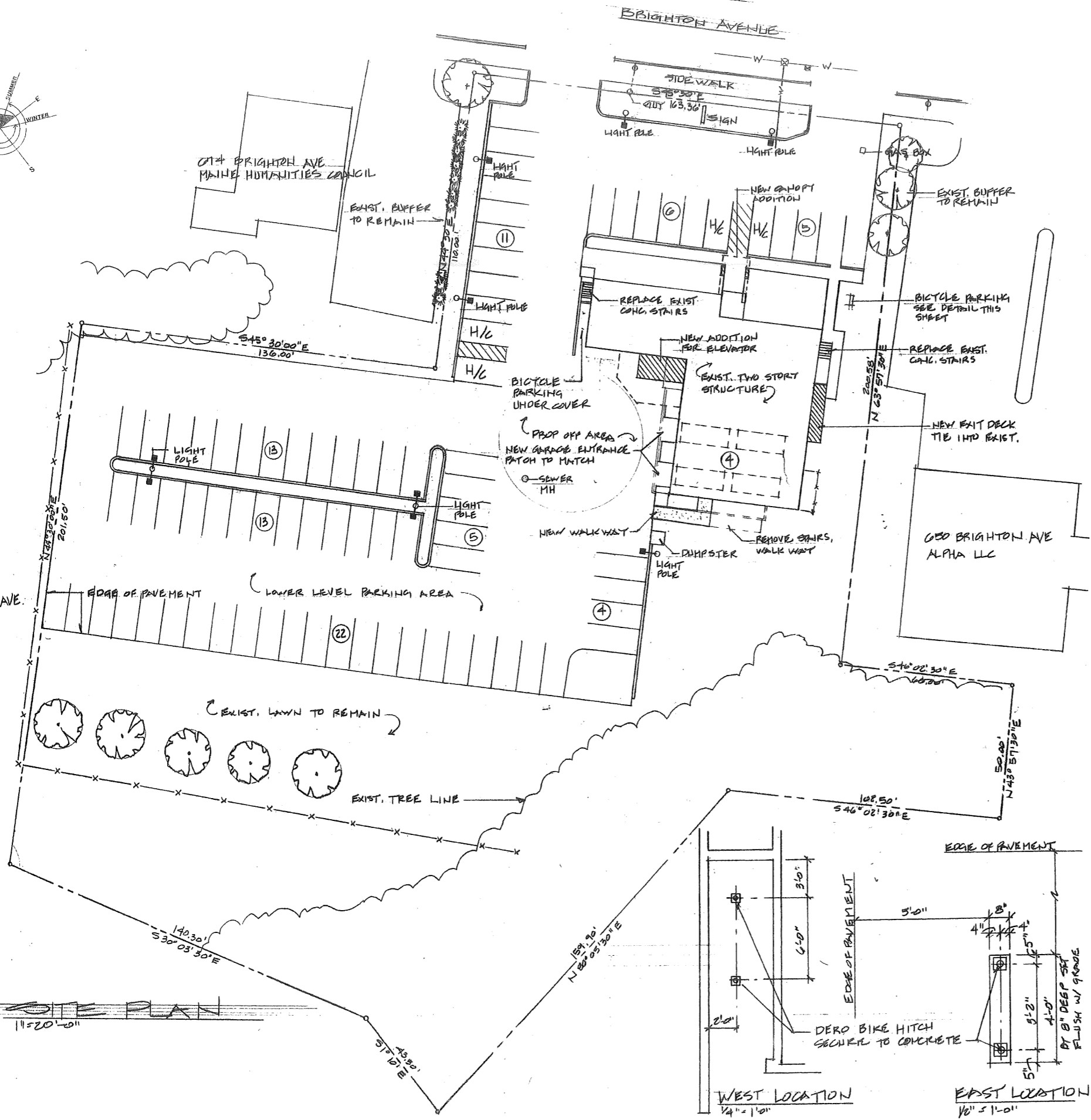
BOUNDARY SURVEY PREPARED BY OWEN HASKELL, INC. DATED DEC. 16, 1993, JOB NO. 92002 P, BOOK NO. 600 P.

ZONING CLASSIFICATION: RP RESIDENCE - PROFESSIONAL  
 PROPOSED USE: FUNERAL HOME, PERMITTED USE

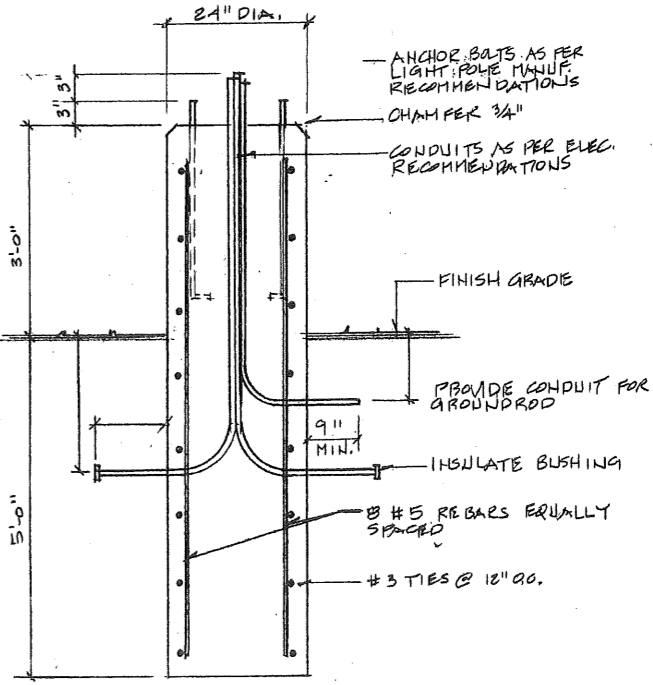
SPACE STANDARDS	REQUIRED	PROPOSED
MIN. LOT SIZE:	6,000 SQ.FT.	
CURRENT FOOT PRINT AREA:		163.36 FEET
MIN. STREET FRONTAGE:	60 FEET	69 FEET
MIN. FRONT SETBACK:	20 FEET	117 FEET
MIN. REAR SETBACK:	20 FEET	17 FEET
MIN. SIDE SETBACK - FOR 2 STORIES:	12 FEET	365.36 FEET
MIN. LOT WIDTH:	45 FEET	45 FEET
MAX. BUILDING HEIGHT:	0.80	0.48
MAX IMPERVIOUS RATIO:	0.65	0.05
MAX. FLOOR AREA RATIO:	41	83
OFF STREET PARKING:		

OFF STREET PARKING CALCULATIONS

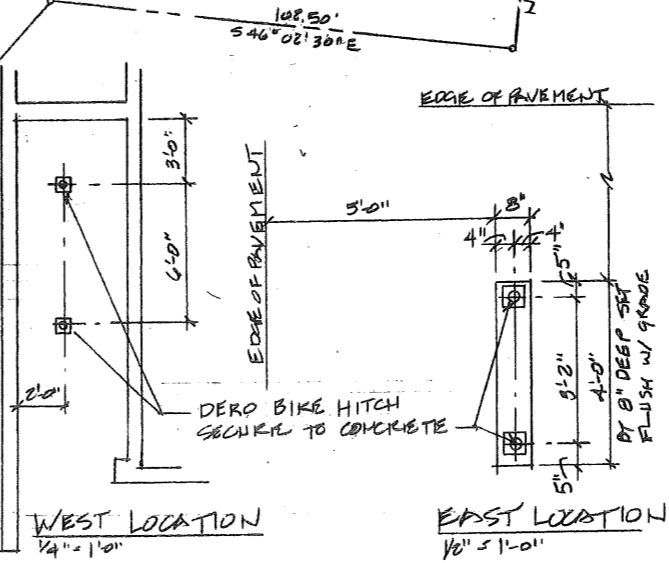
DESCRIPTION	AREA	RATIO
OFFICE/PUBLIC AREAS	2080 SQ.FT.	400/SPACE = 5
PROCEDURE/BULK STORAGE	3315 SQ.FT.	1000/SPACE = 3
ASSEMBLY AREAS	3264 SQ.FT.	100/SPACE = 33
TOTAL	8659 SQ.FT.	41 SPACES




LIGHT POLE ELEVATION



LIGHT POLE BASE DETAIL  
 3/4" = 1'-0"



BICYCLE HITCH DETAILS



Project Title  
**Hutchins Funeral Home**  
 Brighton Avenue  
 Portland, Maine

Drawing Title  
**Site Plan**

Project No.  
**0813**

Sub Title

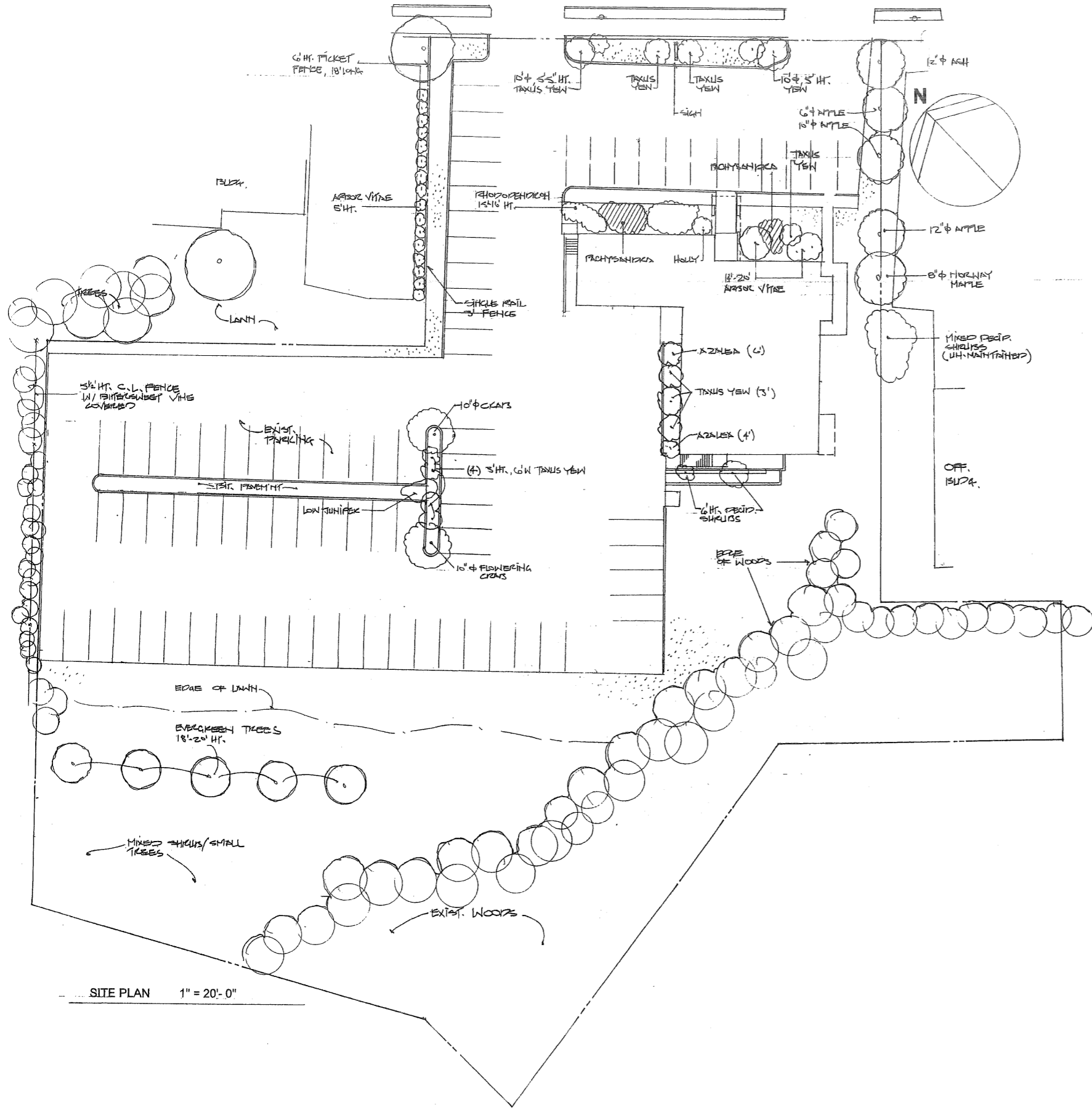
Drawing No.

**C-1.2**

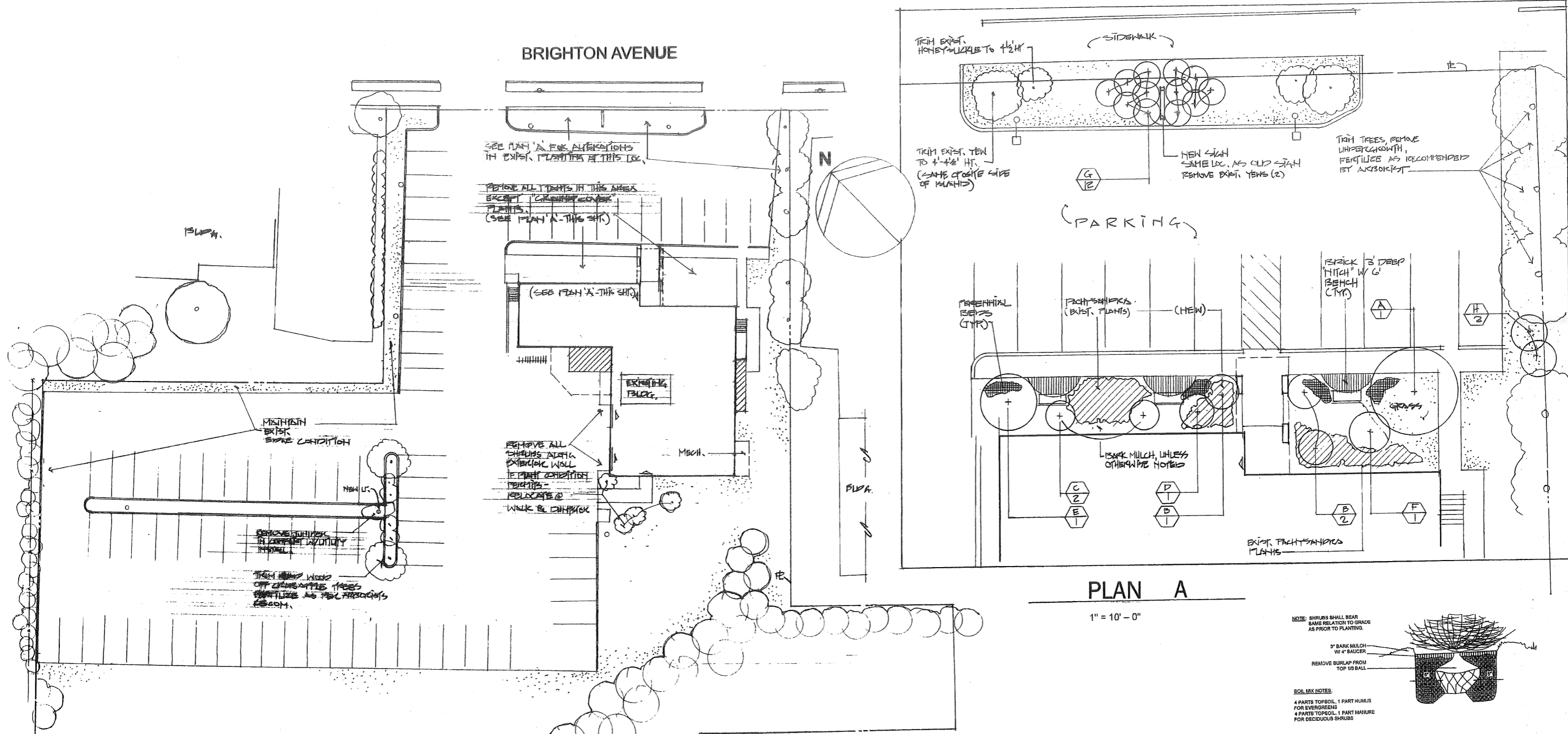
109 Main Street, Suite - C, Lewiston, Maine 04240 (207) 344-6611 D.LATA@DLA.CO

September 18, 2009  
 Building Permit Submission  
 Review and Approval  
 NOT FOR CONSTRUCTION

BRIGHTON AVENUE



SITE PLAN 1" = 20'-0"



**PLAN A**

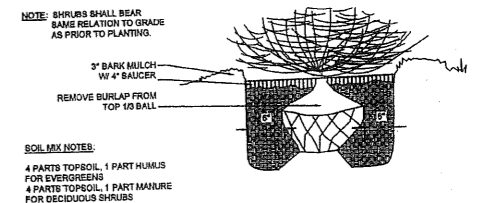
1" = 10' - 0"

**PLANT LIST**

PLANT	SIZE	ROOT	QTY.	NOTES
A. <i>ROSA PRINCESSA</i> (C. ROSEA) V. CATHARTIS	6'-7'	TRUNK	1	
B. <i>SPARGANGLIA VITIFOLIA</i> (V. PLANTINUM 'SPARGANGLIA')	4' HT.	"	5	
C. <i>SPARGANGLIA</i> (C. X. 'REQUINER'S PEARLY')	6'-8'	"	2	
D. <i>COMPTONIA OLEAGOSA</i> (C. TREE)	4 1/2'	"	1	3 TRUNK
E. <i>FRAXINUS POLYCARPA</i> (L. ALBISPICATA)	5'-6'	"	1	
F. <i>SPARGANGLIA VITIFOLIA</i> (V. PLANTINUM 'SPARGANGLIA')	3'-3 1/2'	"	7	
G. <i>GRABER OULIUM</i> (J. VIRGINICUM 'GRABER OULI')	#5 CR. COHC.		12	
H. <i>FRAXINUS VITIFOLIA</i> (V. PLANTINUM)	4'-5'	BRS	2	5 TRUNK

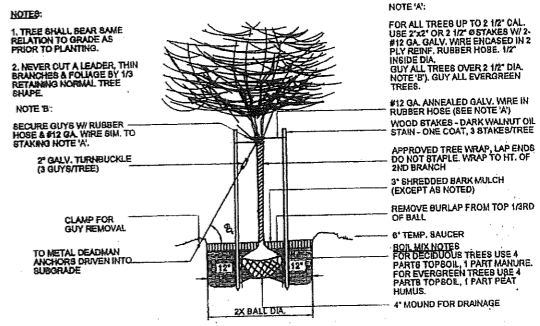
**PLANTING NOTES**

- The contractor shall supply all plants in quantities sufficient to complete the work shown on plan. Any discrepancies between quantities shown on plant list and those required by this drawing shall not entitle contractor to additional remuneration.
- Any plant substitutions must be approved by the owner.
- Any tree or shrub which comes over or under any utility shall be relocated on the site by the landscape architect.
- All lawn areas to have 6" of topsoil unless noted otherwise.
- All trees and shrubs shall be placed in the designated areas as shown on the plan and before planting shall be approved by the landscape architect.
- The contractor shall relocate any tree or shrub as directed by the landscape architect.
- All plant material installed shall meet the specifications of the American Standards for Nursery Stock (latest edition) as set forth by the American Association of Nurserymen.
- The landscape contractor shall replace or repair to original condition any and all utilities, paving, curbing, etc., damaged as a result of their operations at no additional cost to the owner.



**PLANTING DETAIL - SHRUB**

1" = 1" - 0" N.T.S.



**PLANTING DETAIL - TREE**

2" = 1" - 0" N.T.S.

**SITE PLAN**

1" = 20' - 0"

DLL ASSOCIATES / ARCHITECTS  
198 MAIN STREET SUITE C  
LEWISTON, MAINE 04240

**HUTCHINS FUNERAL HOME**  
660 BRIGHTON AVENUE  
PORTLAND, MAINE

**PROPOSED NEW LANDSCAPE  
PLANTING SITE PLAN**

**L-2**

**Code Compliance Summary**

**Building Design Codes:**  
 Maine Human Right Act (ADA)  
 International Building Code IBC  
 NFPA 101 Life Safety Code  
 State of Maine Plumbing Code  
 ASHRAE / IES Standard 90.1  
 National Electric Code

**Use Group Classifications:**  
 IBC: Assembly Group A-3  
 Business Group B  
 Storage Group S-2  
 NFPA: Assembly Chapter 12  
 Business Chapter 38  
 Storage Chapter 42

**Construction Type**  
 IBC: Type V-B  
 NFPA: Type V (000)

**Building Heights and Areas**  
 IBC: Group A-3  
 Height in feet 40  
 Height in stories 1  
 Allowable Area 6000 sq.ft.

**Automatic Sprinkler Increase**  
 IBC: One story or 20 foot Increase  
 Local Ordinance Height Limit: 45 feet

**Building Area**  
 Lower Level: 4528 sq.ft.  
 Upper Level: 4463 sq.ft.

**Fire Suppression**  
 Fully Sprinkled with Supervised System

**Means of Egress**  
 Common Path of Travel: 20 feet  
 Maximum Travel Distance:  
 Dead End Corridors: 20 feet

**Fire Resistance Ratings:**  
 Elevator Shaft: 1 Hour  
 Mechanical Room Walls: 1 Hour  
 Parlor Room Walls: 1 Hour  
 Garage / Storage Ceiling: 1 Hour

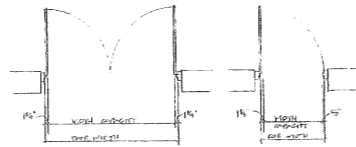
**Summary:**  
 In general the existing structure is in compliance with the current IBC standards for Type V-B or NFPA Type V (000) construction. The areas of deficiencies are as follows:  
 Exit doors are required to have push-type panic hardware. The existing exit doors do not have panic hardware.  
 The building is required to have a full fire alarm system and fully sprinkled with supervised system.

**ADA Code Review**

**Path of Travel:**  
 An accessible path of travel must be provided from the designated handicap parking spaces (both visitor and employees) to the building, through the entrances and throughout normally occupied spaces within the building.

**Parking:**  
 Properly sized and marked handicap parking spaces should be provided for both visitors and employees.

**Access to Entrances:**  
 Walkways from designated handicap parking spaces to the building should be accessible per ADA standards. The walkways from visitors parking at the front entrance cannot be used by wheelchair clients. The main entrance will be from the parking lot in the back of the building which will be accessible to wheelchair clients.

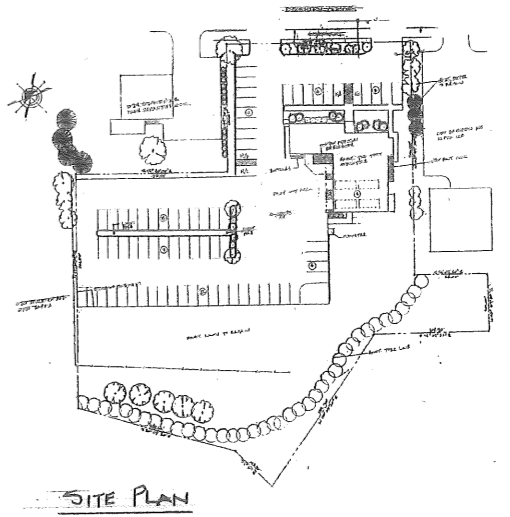


EXIT CAPACITY DIAGRAM

Occupant Load Analysis				
DESCRIPTION	ROOM NO.	SF / OCC	SQUARE FOOT	OCC.
General Storage, Garage, Mechanical Room, Janitor	L-3, L-4, L-13, L-14, L-15	300	1920	6
Procedure Rooms, General Business Office, Lobby	L-1, L-2, L-5, L-7, L-8, L-10, L-12	100	2428	25
Parlors Assembly Space	U-4, U-5	7	1728	247
General Business Office, Lobby	U-1, U-2, U-6, U-7, U-8, U-9, U-11, U-12	100	2444	24
Equipment Storage	U-3	300	176	1


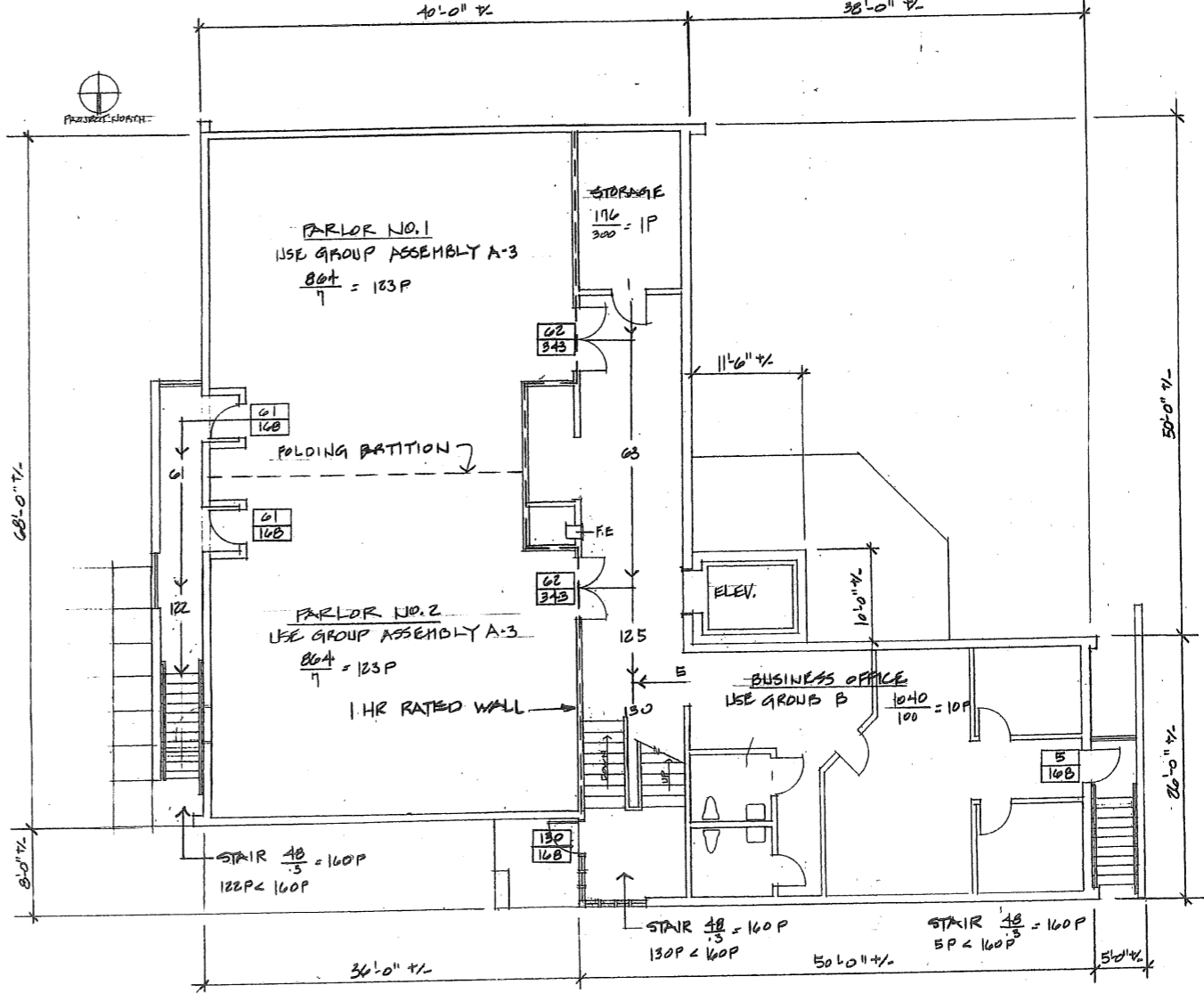
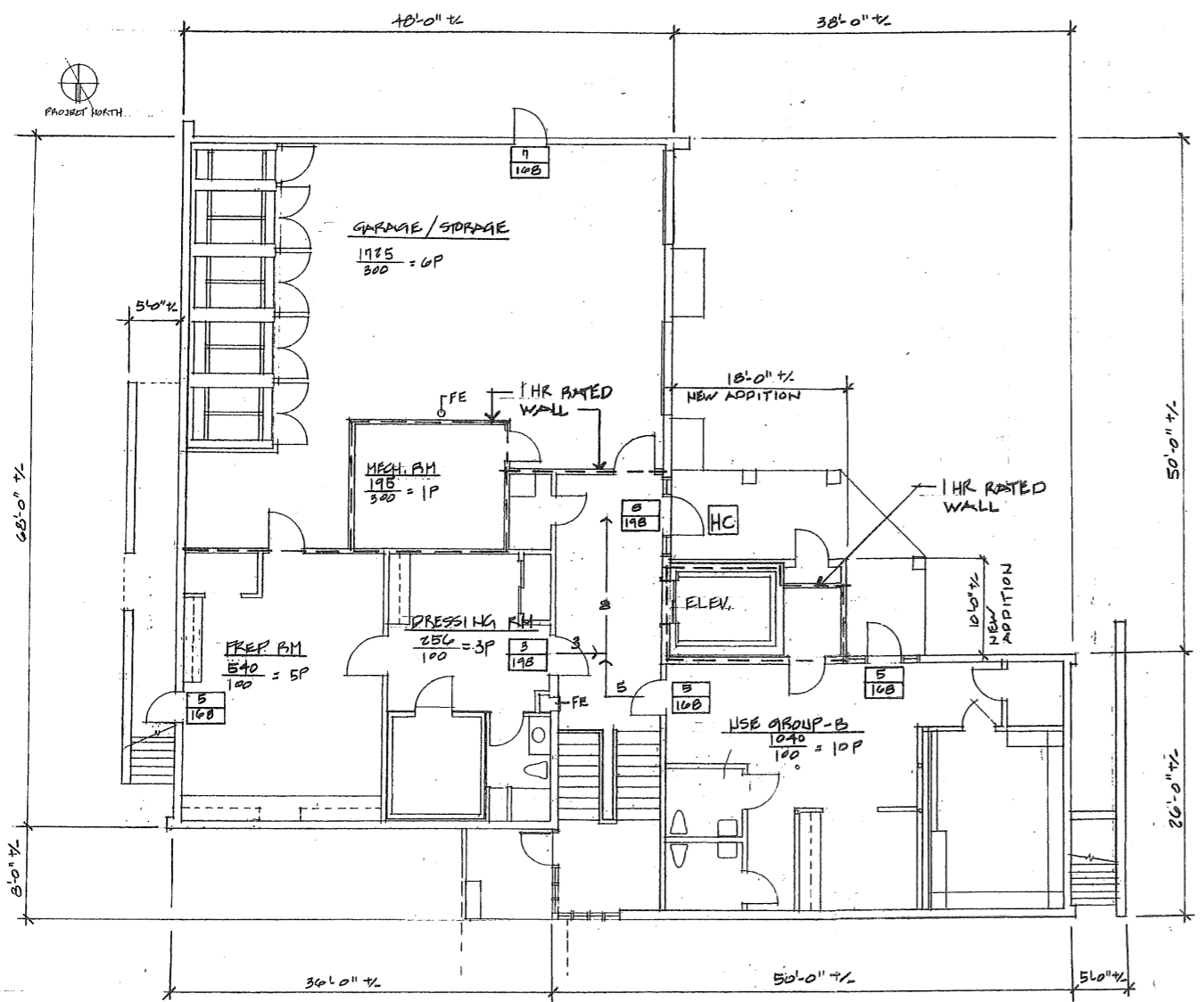
**LEGEND**

- EXIT CAPACITY  
 Actual Egress Capacity  
 Max. Allowable Capacity
- $\frac{0}{0} = OP$  ROOM OCCUPANCY LOAD  
 Area Gross Square Feet  
 Occupancy Load Factor
- Direction / Load of Traffic to Exit
- Handicap Accessible Route
- FIRE EXTINGUISHER



SITE PLAN

NOTE: SEE DRAWING NO. ELS1 & ELS2 FOR ELECTRICAL LIFE SAFETY LAYOUT



198 Main Street, Suite - C Lewiston, Maine 04240 (207) 344-6611 DLLAIA@AOL.COM  
**DLA Associates / Architects**

Project Title  
**Hutchins Funeral Home**  
 660 Brighton Avenue

Drawing Title  
**Code Plan**

Project No.  
**0813**

Sub Title

Drawing No.

**G-1**

September 18, 2009  
 Building Permit Submission  
 Review and Approval  
 NOT FOR CONSTRUCTION

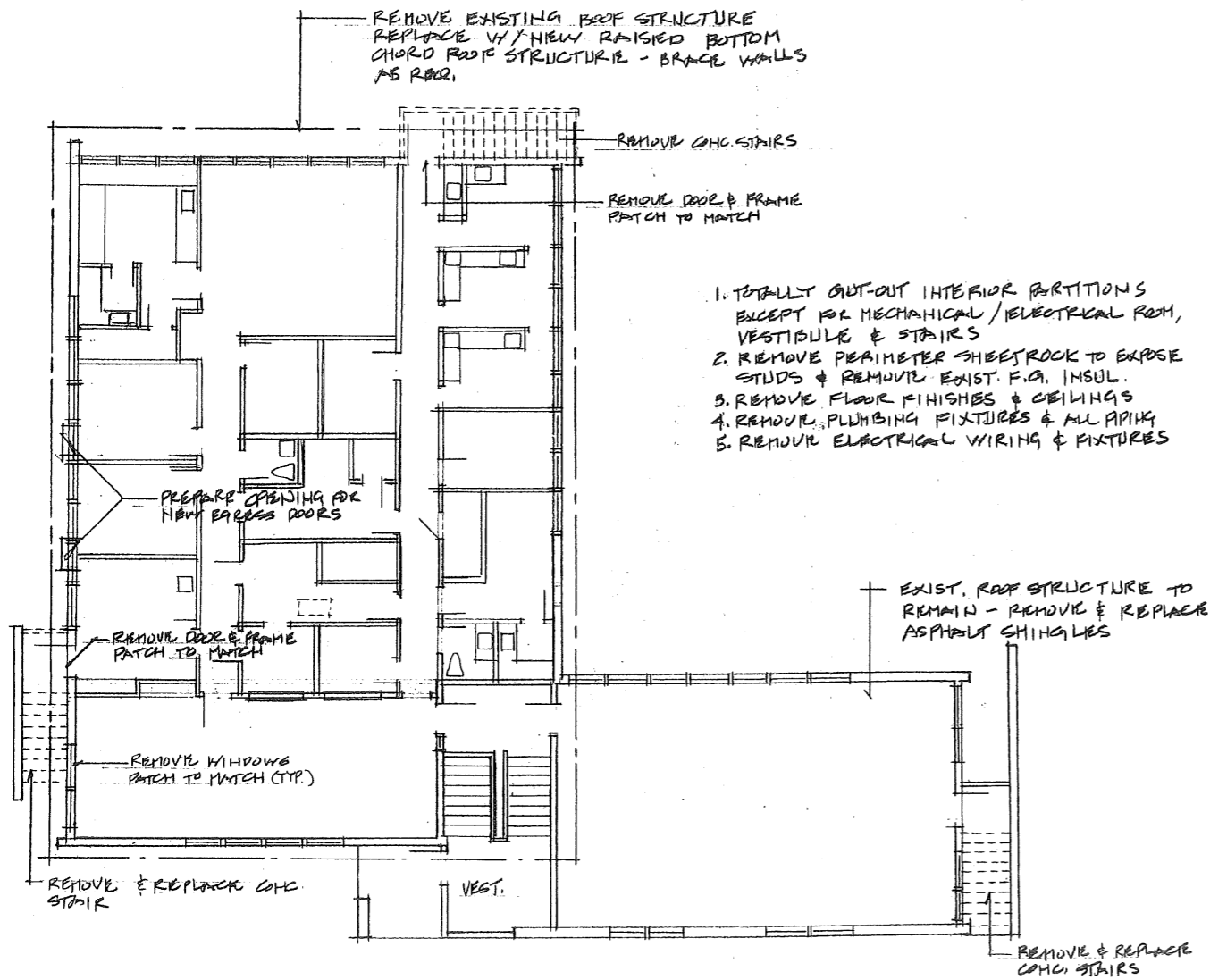
**GENERAL REMOVAL NOTES**

1. COORDINATE ALL REMOVAL WORK WITH ALL TRADES PRIOR TO COMMENCING ANY WORK.
2. CONTRACTOR IS TO COORDINATE SALVAGE OF EXISTING BUILDING COMPONENTS WITH BUILDING OWNER PRIOR TO COMMENCING ANY WORK.
3. SAFELY STORE ALL ITEMS INDICATED OR REQUESTED TO BE SALVAGED AND REINSTALLED. REPLACE ANY DAMAGED ITEMS.
4. PATCH AND REPAIR ANY ADJACENT SURFACES INDICATED TO REMAIN WHICH ARE DAMAGED DURING THE REMOVAL PROCESS.
5. PATCH AND REPAIR ALL REMAINING INTERIOR WALL SURFACES. PREPARE WALL SURFACES FOR NEW FINISHES PER FINISH MANUFACTURER'S RECOMMENDATIONS. REFERENCE PARTITION SCHEDULE FOR FURTHER INFORMATION.
6. COMPLETELY REMOVE AND GUT THE EXISTING INTERIOR PARTITIONS AND CEILINGS, REMOVE ALL EQUIPMENT AND ACCESSORIES.
7. REMOVE ALL EXISTING FLOOR FINISHES AND WALL BASE FINISHES COMPLETE THROUGHOUT, UNLESS OTHERWISE NOTED. PREPARE EXISTING SUBSTRATE FOR NEW FLOORING SYSTEM PER FINISH MANUFACTURER'S RECOMMENDATIONS. REFERENCE ROOM FINISH SCHEDULE FOR FURTHER INFORMATION.
8. PROVIDE TEMPORARY SUPPORTS, BRACING AND SHORING AS REQUIRED FOR ANY AND ALL REMOVALS.

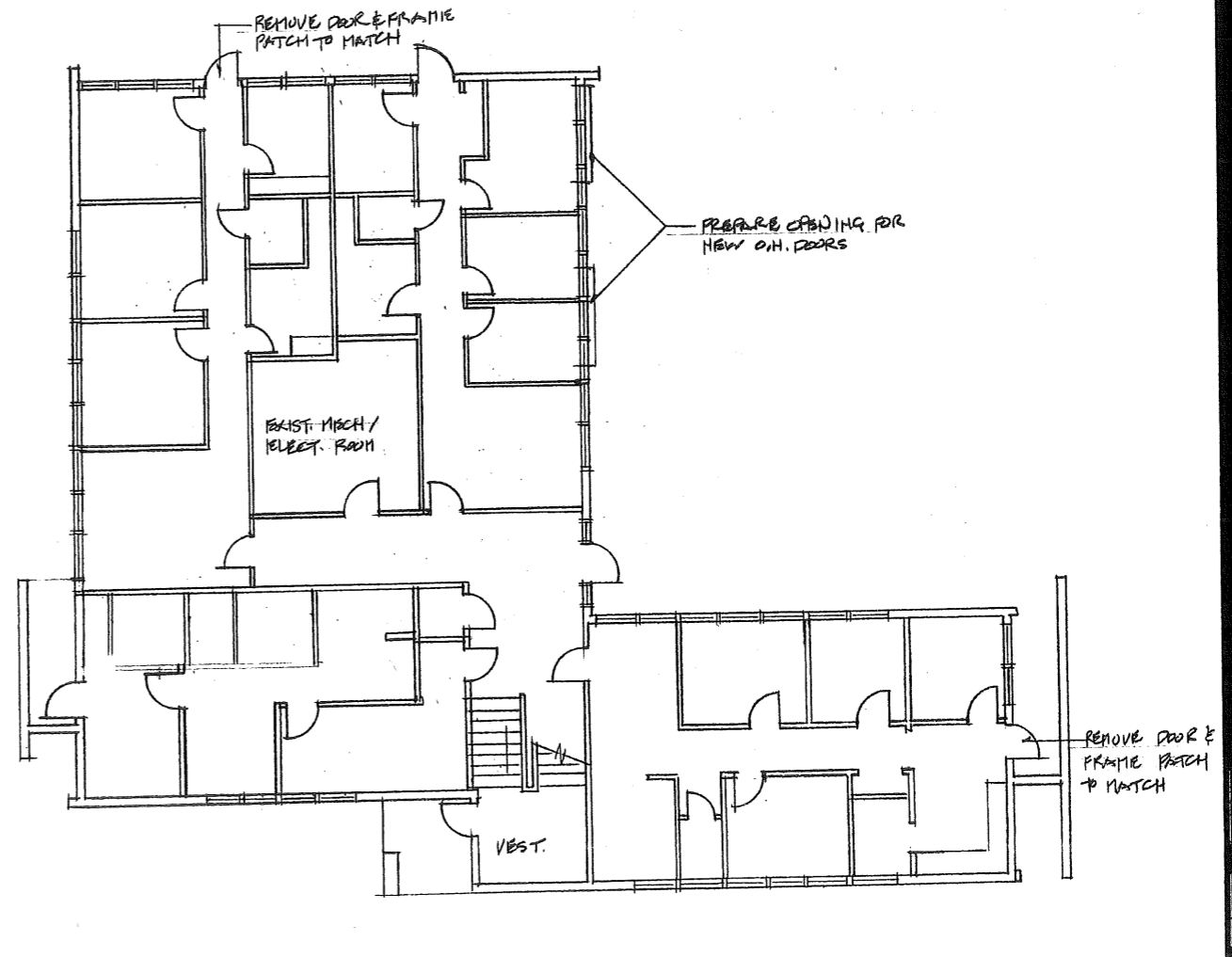
NOTE:  
DOCUMENTS ARE BASED ON LIMITED FIELD OBSERVATION. ADDITIONAL ON SITE SURVEY AND SELECTIVE REMOVALS ARE REQUIRED.

THE OWNER IS OBLIGATED BY THE BANK TO HAVE A BUILDING PERMIT IN HAND TO FINALIZE FINANCING REQUIREMENTS.

UPON OWNERSHIP OF THE PROPERTY, SELECTIVE REMOVALS AND ADDITIONAL FIELD OBSERVATION WILL BE PERFORMED, AND IF REQUIRED ADJUSTMENTS TO THE DOCUMENTS WILL BE PREPARED BASED ON THE FINDINGS.



UPPER LEVEL REMOVAL PLAN  
1/8"=1'-0"



LOWER LEVEL REMOVAL PLAN  
1/8"=1'-0"



198 Main Street, Suite - C Lewiston, Maine 04240 (207) 344-6611 DLLEA@AOL.COM  
**DLLE Associates / Architects**


Project Title  
**Hutchins Funeral Home**  
 660 Brighton Avenue  
 Portland, Maine

Drawing Title  
**Removal Plans**

Project No.  
 Sub Title  
 Drawing No.  
**A-0.1**

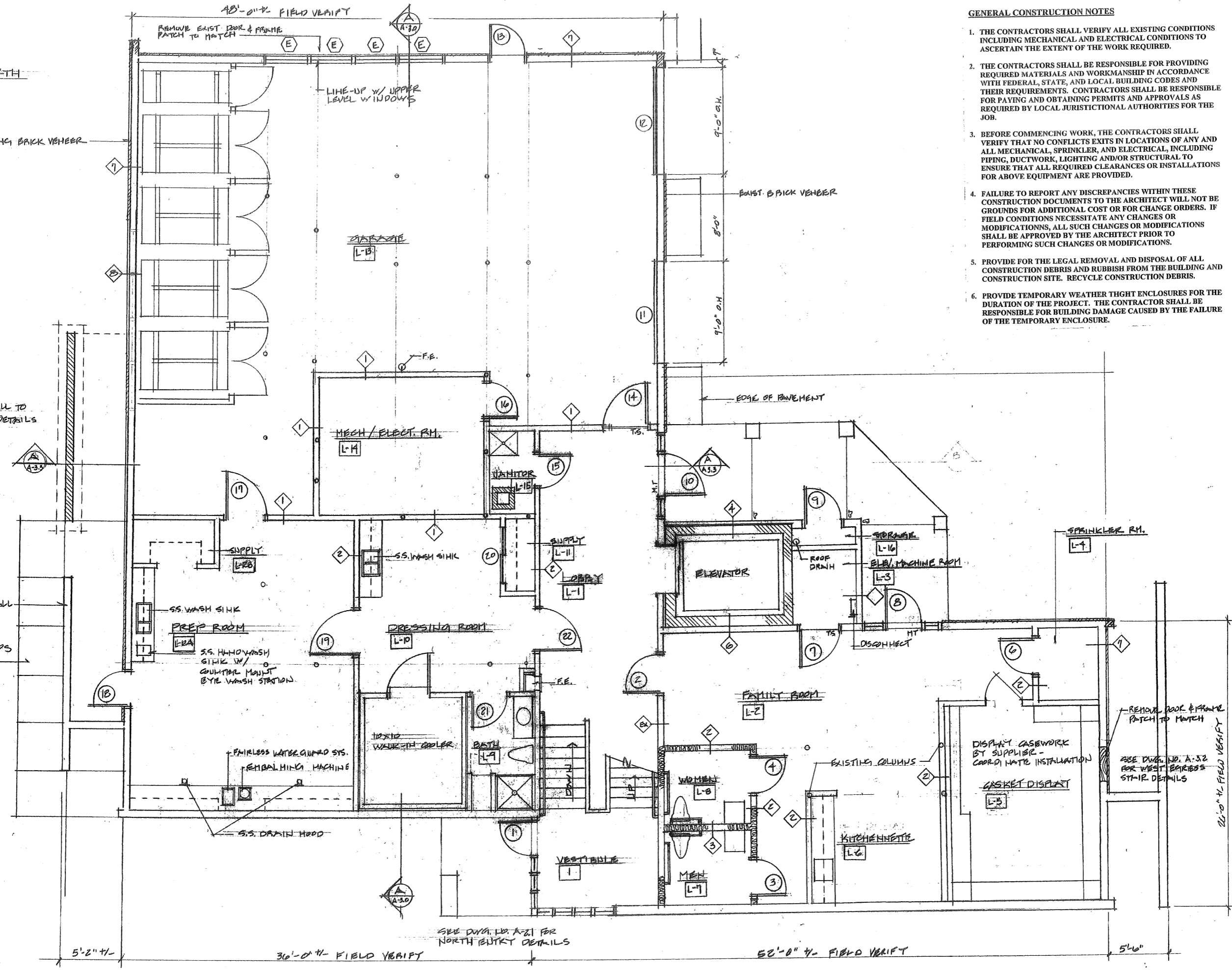
September 18, 2009  
Building Permit Submission  
Review and Approval  
NOT FOR CONSTRUCTION





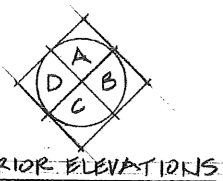
**GENERAL CONSTRUCTION NOTES**

1. THE CONTRACTORS SHALL VERIFY ALL EXISTING CONDITIONS INCLUDING MECHANICAL AND ELECTRICAL CONDITIONS TO ASCERTAIN THE EXTENT OF THE WORK REQUIRED.
2. THE CONTRACTORS SHALL BE RESPONSIBLE FOR PROVIDING REQUIRED MATERIALS AND WORKMANSHIP IN ACCORDANCE WITH FEDERAL, STATE, AND LOCAL BUILDING CODES AND THEIR REQUIREMENTS. CONTRACTORS SHALL BE RESPONSIBLE FOR PAYING AND OBTAINING PERMITS AND APPROVALS AS REQUIRED BY LOCAL JURISDICTIONAL AUTHORITIES FOR THE JOB.
3. BEFORE COMMENCING WORK, THE CONTRACTORS SHALL VERIFY THAT NO CONFLICTS EXISTS IN LOCATIONS OF ANY AND ALL MECHANICAL, SPRINKLER, AND ELECTRICAL, INCLUDING PIPING, DUCTWORK, LIGHTING AND/OR STRUCTURAL TO ENSURE THAT ALL REQUIRED CLEARANCES OR INSTALLATIONS FOR ABOVE EQUIPMENT ARE PROVIDED.
4. FAILURE TO REPORT ANY DISCREPANCIES WITHIN THESE CONSTRUCTION DOCUMENTS TO THE ARCHITECT WILL NOT BE GROUNDS FOR ADDITIONAL COST OR FOR CHANGE ORDERS. IF FIELD CONDITIONS NECESSITATE ANY CHANGES OR MODIFICATIONS, ALL SUCH CHANGES OR MODIFICATIONS SHALL BE APPROVED BY THE ARCHITECT PRIOR TO PERFORMING SUCH CHANGES OR MODIFICATIONS.
5. PROVIDE FOR THE LEGAL REMOVAL AND DISPOSAL OF ALL CONSTRUCTION DEBRIS AND RUBBISH FROM THE BUILDING AND CONSTRUCTION SITE. RECYCLE CONSTRUCTION DEBRIS.
6. PROVIDE TEMPORARY WEATHER TIGHT ENCLOSURES FOR THE DURATION OF THE PROJECT. THE CONTRACTOR SHALL BE RESPONSIBLE FOR BUILDING DAMAGE CAUSED BY THE FAILURE OF THE TEMPORARY ENCLOSURE.




NEW BRICK WALL TO MATCH - SEE DETAILS DWG. NO. A-5.1

EXIST. MASONRY WALL  
EXIST. CONC. STEPS TO REMAIN



INTERIOR ELEVATIONS

D.L.L. Associates / Architect



Project Title  
**Hutchins Funeral Home**  
660 Brighton Avenue  
Portland, Maine

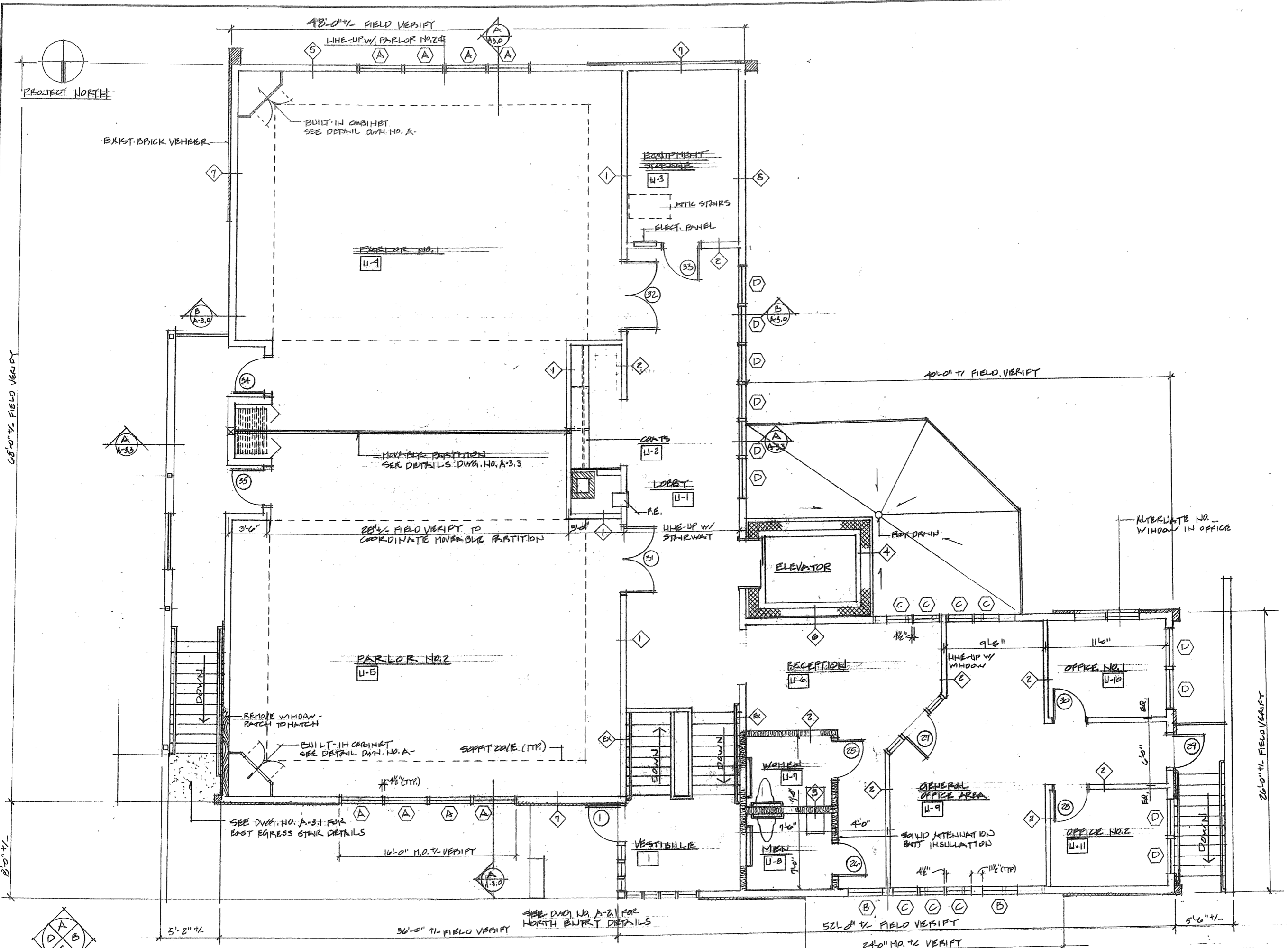
Drawing Title  
**Lower Level Floor Plans**

Project No.  
**0813**

Sub Title

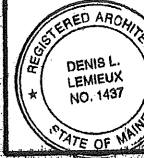
Drawing No.  
**A-1.0**

September 18, 2009  
Building Permit Submission  
Review and Approval  
NOT FOR CONSTRUCTION



INTERIOR ELEVATIONS

September 18, 2009  
 Building Permit Submission  
 Review and Approval  
 NOT FOR CONSTRUCTION



Project Title  
**Hutchins Funeral Home**  
 660 Brighton Avenue  
 Portland, Maine

Drawing Title  
**Upper Level Floor Plans**

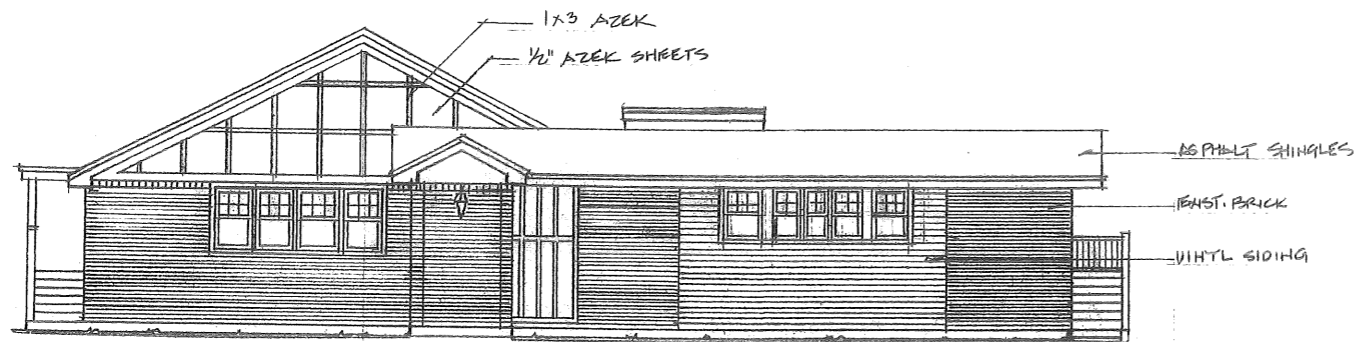
Project No.  
**0813**

Sub Title


Drawing No.

**A-1.1**

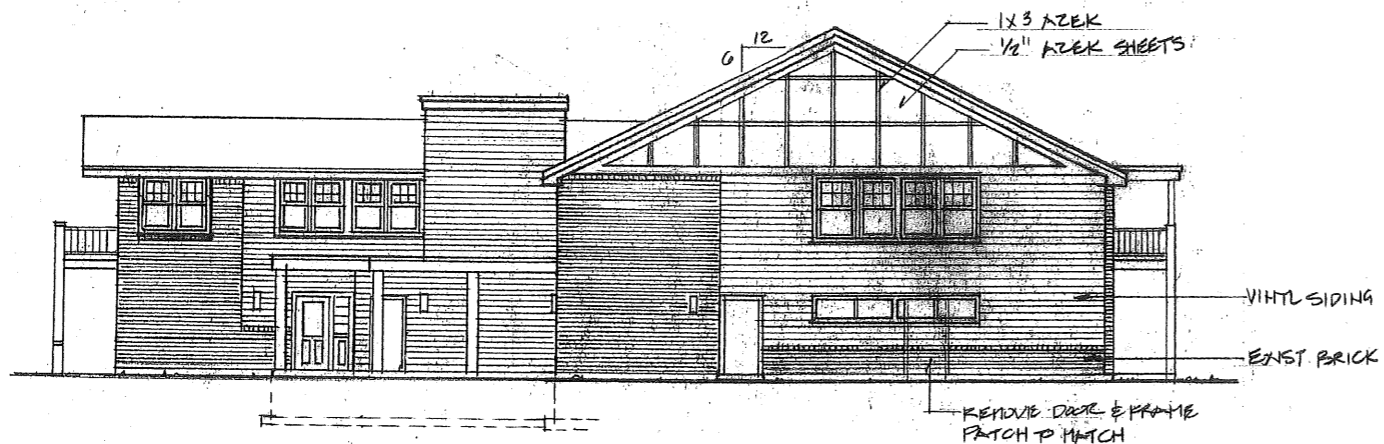
D.L.L. Associates / Architects  
 100 Main Street, Suite - C, Lewiston, Maine 04240 (207) 544-6611 D.L.L.A@AOL.COM



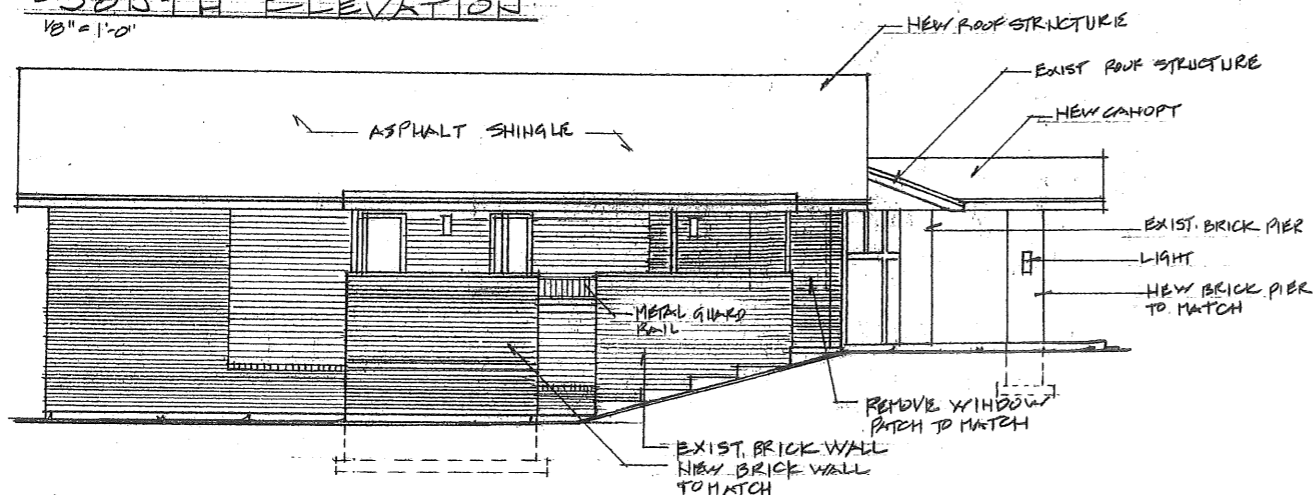
**NORTH ELEVATION**  
1/8" = 1'-0"



**WEST ELEVATION**  
1/8" = 1'-0"



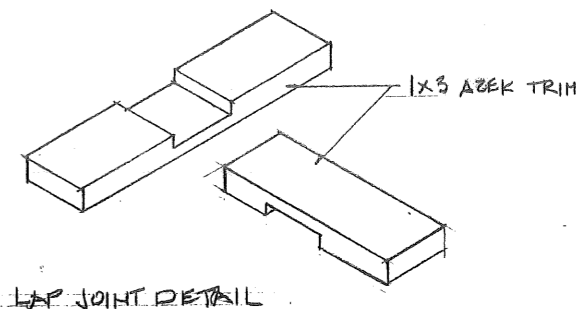
**SOUTH ELEVATION**  
1/8" = 1'-0"



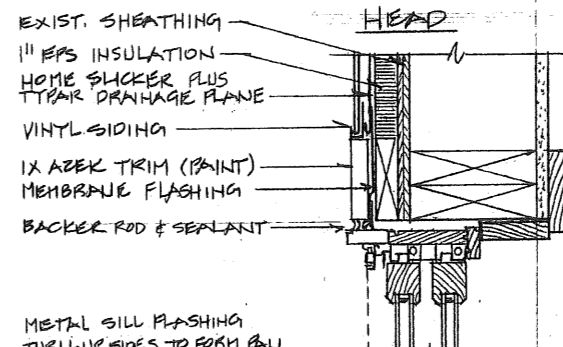
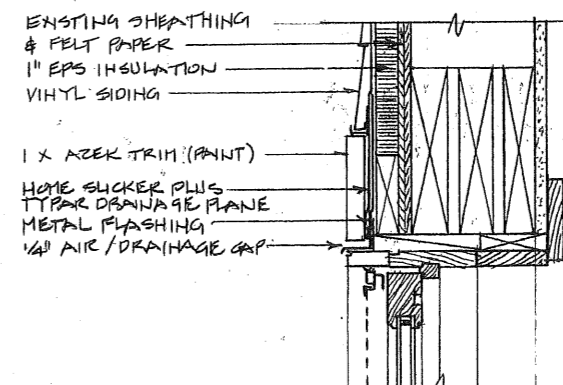
**EAST ELEVATION**  
1/8" = 1'-0"

WINDOW SCHEDULE					
MARK	SIZE (R.O.)		TYPE	MODEL NUMBER	REMARKS
	WIDTH	HEIGHT			
(A)	42 1/8"	72 3/4"	DH	ECD 4172	Low - E Insulated glass, full screens
(B)	38 1/8"	56 3/4"	DH	ECD 3758	Low - E Insulated glass, full screens
(C)	26 1/8"	56 3/4"	DH	ECD 3156	Low - E Insulated glass, full screens
(D)	42 1/8"	52 3/4"	DH	ECD 4152	Low - E Insulated glass, full screens
(E)	42 3/4"	24 3/4"	AW	ECA 4224	Low - E Insulated glass, full screens

Jeld-Wen - Premium Wood Clad Window



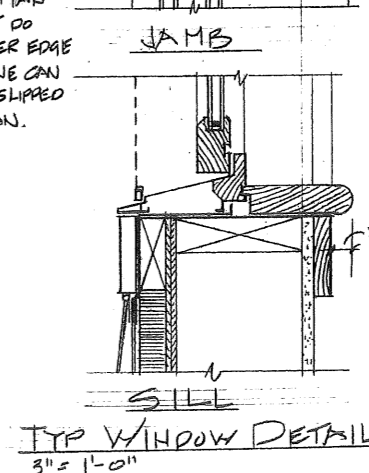
LAP JOINT DETAIL



METAL SILL FLASHING  
TURN-UP SIDES TO FORM PAN  
FASTEN TOP EDGE, BUT DO  
NOT FASTEN THE LOWER EDGE  
SO THE DRAINAGE PLANE CAN  
BE APPLIED LATER & SLIPPED  
UP & UNDER THE SILL PAN.

**TYPICAL FLASHING SEQUENCE**

1. INSTALL DRAINAGE PLANE, SHINGLE FASHION FROM BOTTOM TO UNDER SIDE OF OPENING
  2. INSTALL SILL FLASHING OVER PEEL & STICK MEMBRANE SILL WRAP
  3. INSTALL JAMB FLASHING
  4. INSTALL WINDOW \*
  5. INSTALL HEAD FLASHING
  6. INSTALL REMAINDER OF DRAINAGE PLANE SHINGLE FASHION FROM UNDER SIDE OF OPENING UP WALL OVER SIDE WINDOW FLANGE
- \* INSTALL WINDOW FLANGE IN BED OF SEALANT BETWEEN PLUNGES & JAMB & SILL FLASHING




TYP WINDOW DETAIL  
3/4" = 1'-0"

September 18, 2009  
Building Permit Submission  
Review and Approval  
NOT FOR CONSTRUCTION

198 Main Street, Suite - C Lewiston, Maine 04240 (207) 344-6611 DLLAIA@AOL.COM

DLL Associates / Architects



Project Title  
**Hutchins Funeral Home**  
660 Brighton Avenue  
Portland, Maine

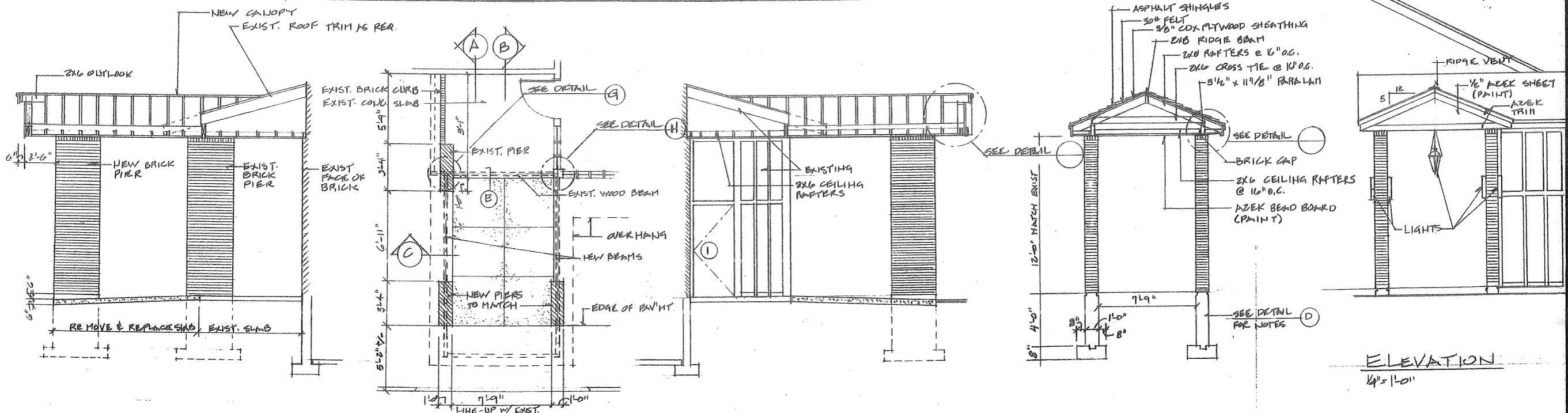
Drawing Title  
**Exterior Building Elevations**

Project No.

Sub Title

Drawing No.

**A-2.0**



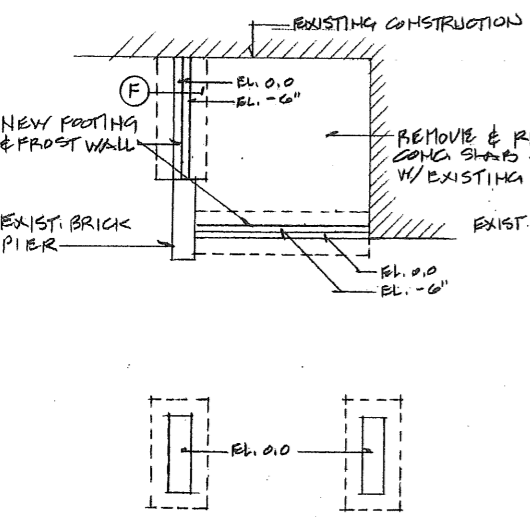
SECTION A  
1/4" = 1'-0"

PLAN @ NORTH ENTRY  
1/4" = 1'-0"

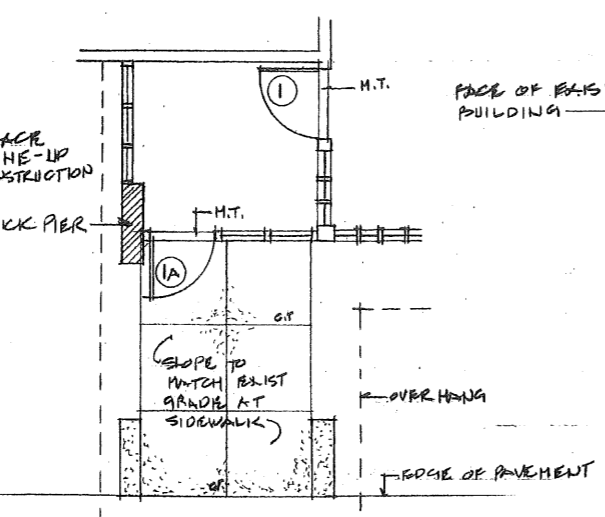
SECTION B  
1/4" = 1'-0"

SECTION C  
1/4" = 1'-0"

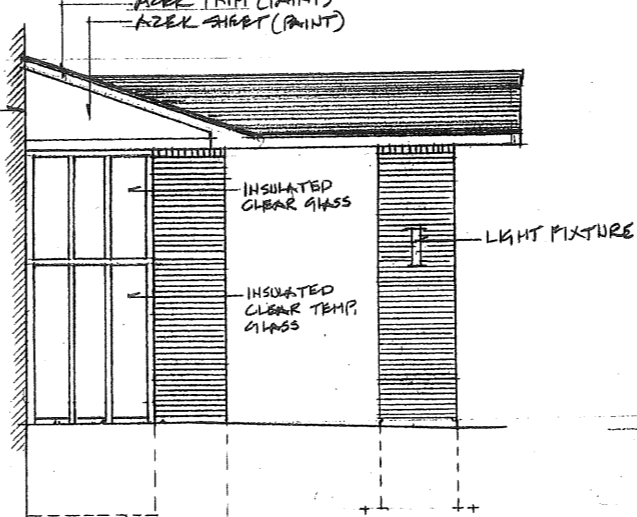
BASE BID NORTH ENTRY DETAILS



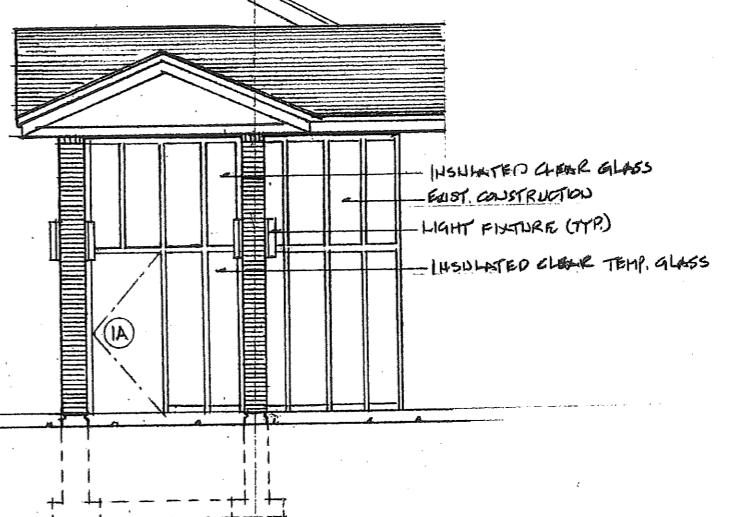
FOUNDATION PLAN  
1/4" = 1'-0"



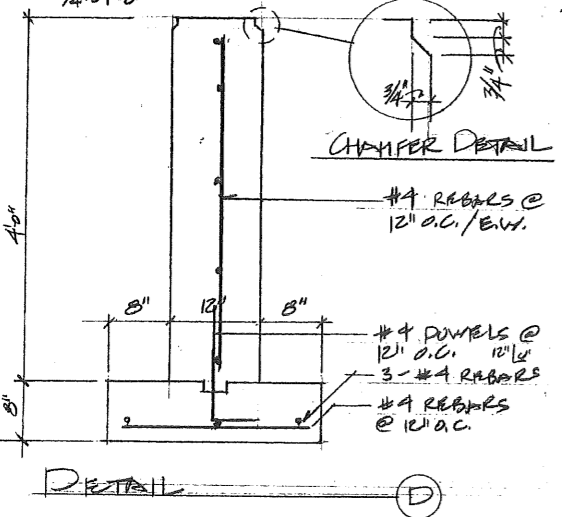
ALTERNATE PLAN @ NORTH ENTRY  
1/4" = 1'-0"



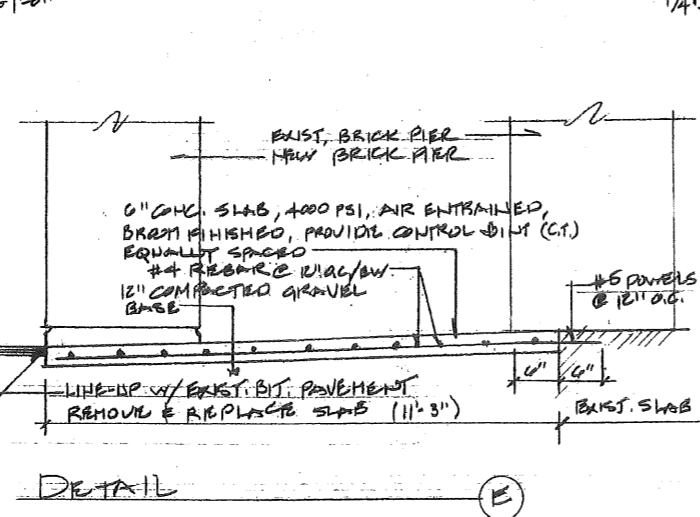
EAST ELEVATION  
1/4" = 1'-0"



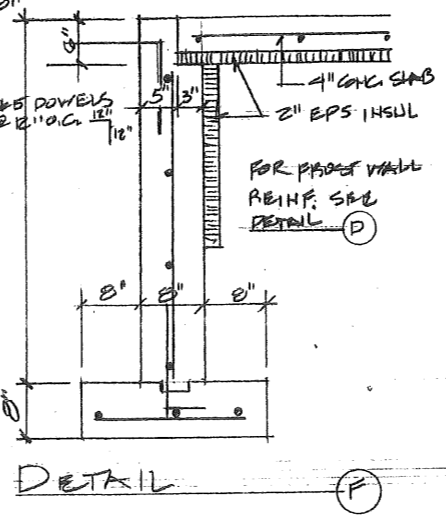
NORTH ELEVATION  
1/4" = 1'-0"



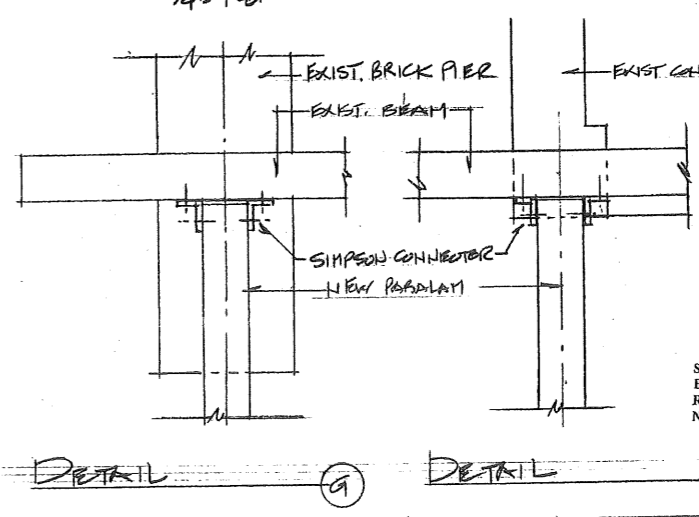
DETAIL D




DETAIL E



DETAIL F




DETAIL G



DETAIL H

September 18, 2009  
Building Permit Submission  
Review and Approval  
NOT FOR CONSTRUCTION



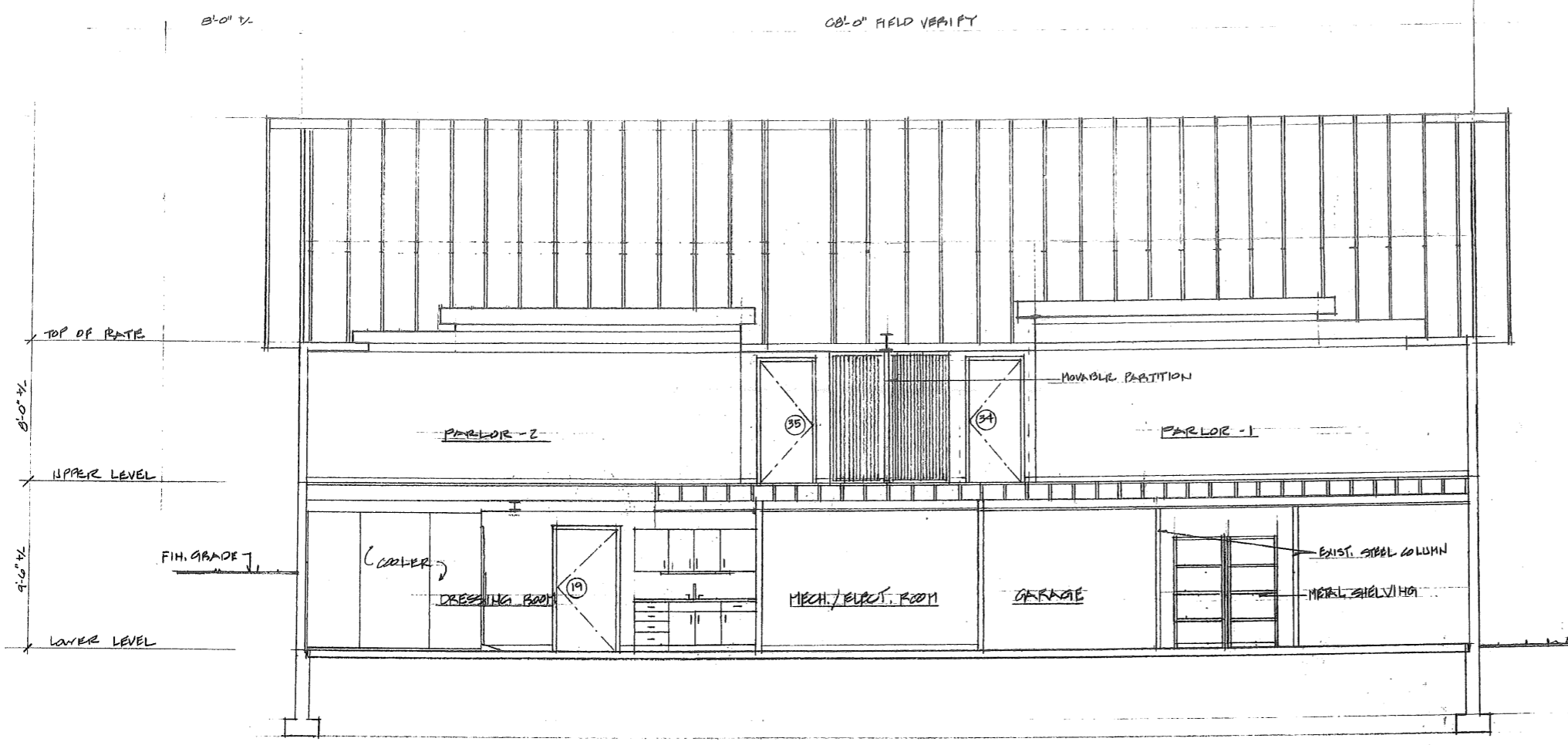
Project Title  
Hutchins Funeral Home  
660 Brighton Avenue  
Portland, Maine

Drawing Title  
North Entry Elevations /  
Details

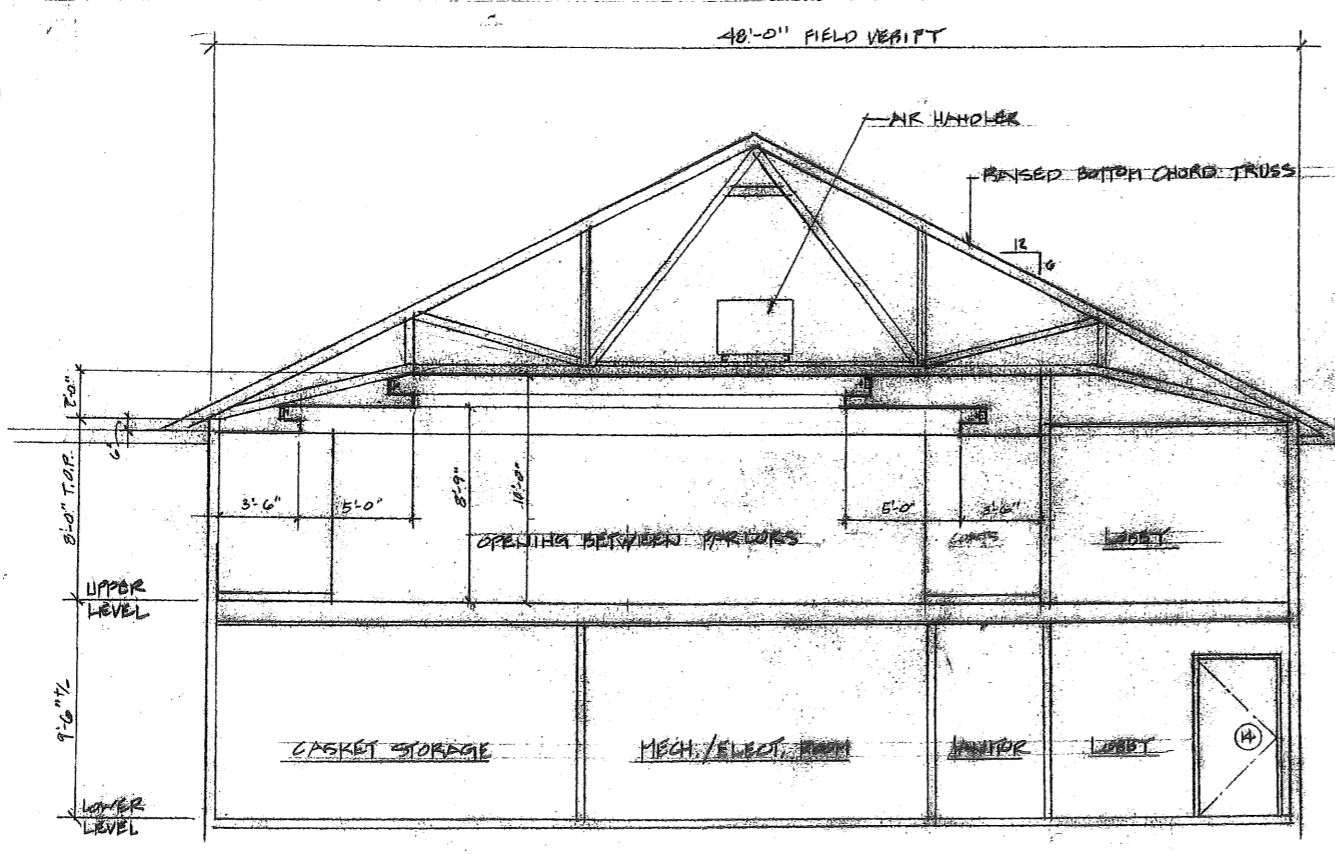
0813  
SUB Title

Drawing No.  
A-2.1

J.E. Associates / Architect



SECTION  
1/4" = 1'-0" (A)



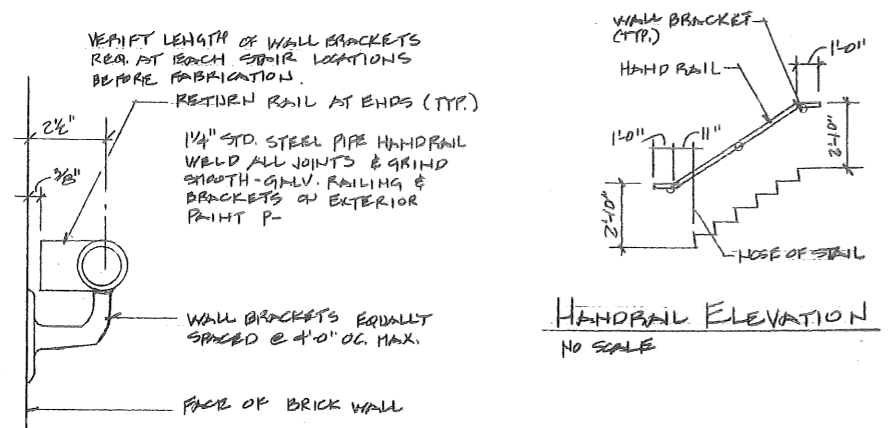
SECTION  
1/4" = 1'-0" (B)

September 18, 2009  
Building Permit Submission  
Review and Approval  
NOT FOR CONSTRUCTION

DLL Associates / Architects  
198 Main Street, Suite - C Lewiston, Maine 04240 (207) 344-6611 DLLAIA@AOL.COM

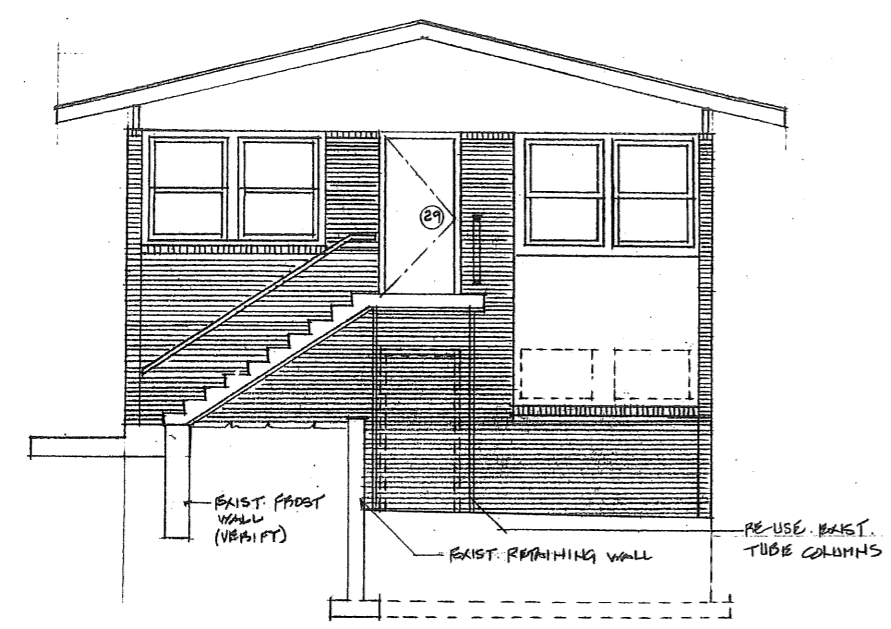
Project Title	Hutchins Funeral Home 660 Brighton Avenue Portland, Maine
Drawing Title	Building Sections
Project No.	0813
Sub Title	
Drawing No.	A-3.0



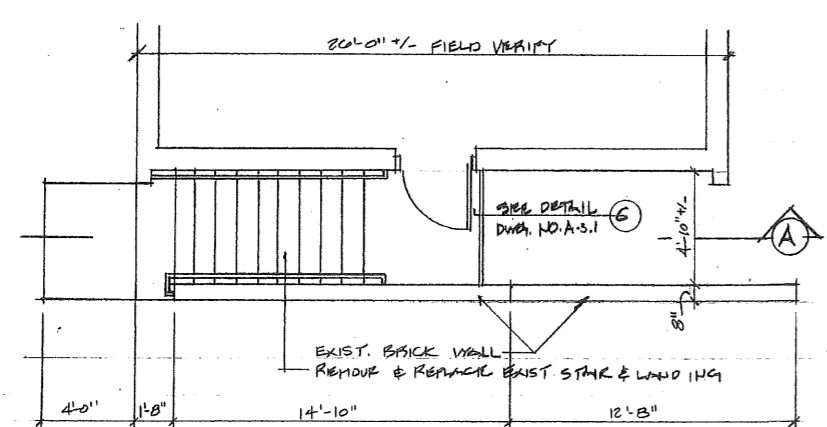


HANDRAIL DETAIL  
NO SCALE

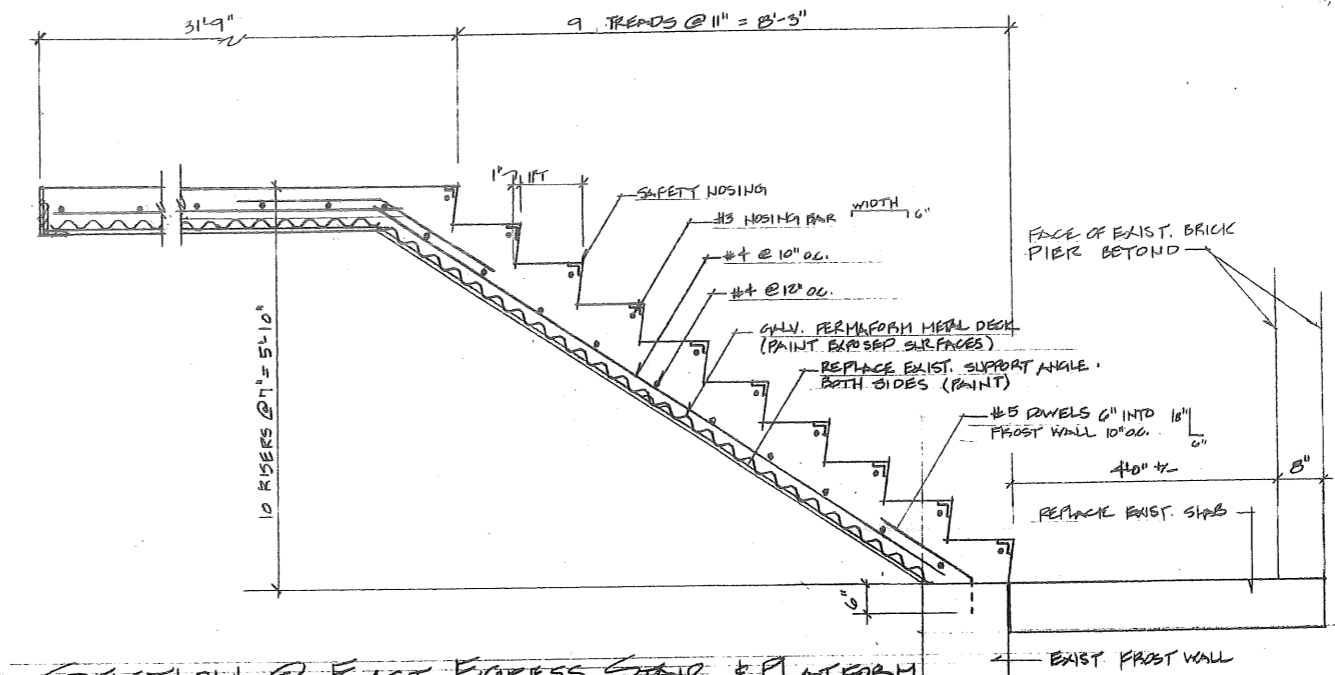
HANDRAIL ELEVATION  
NO SCALE



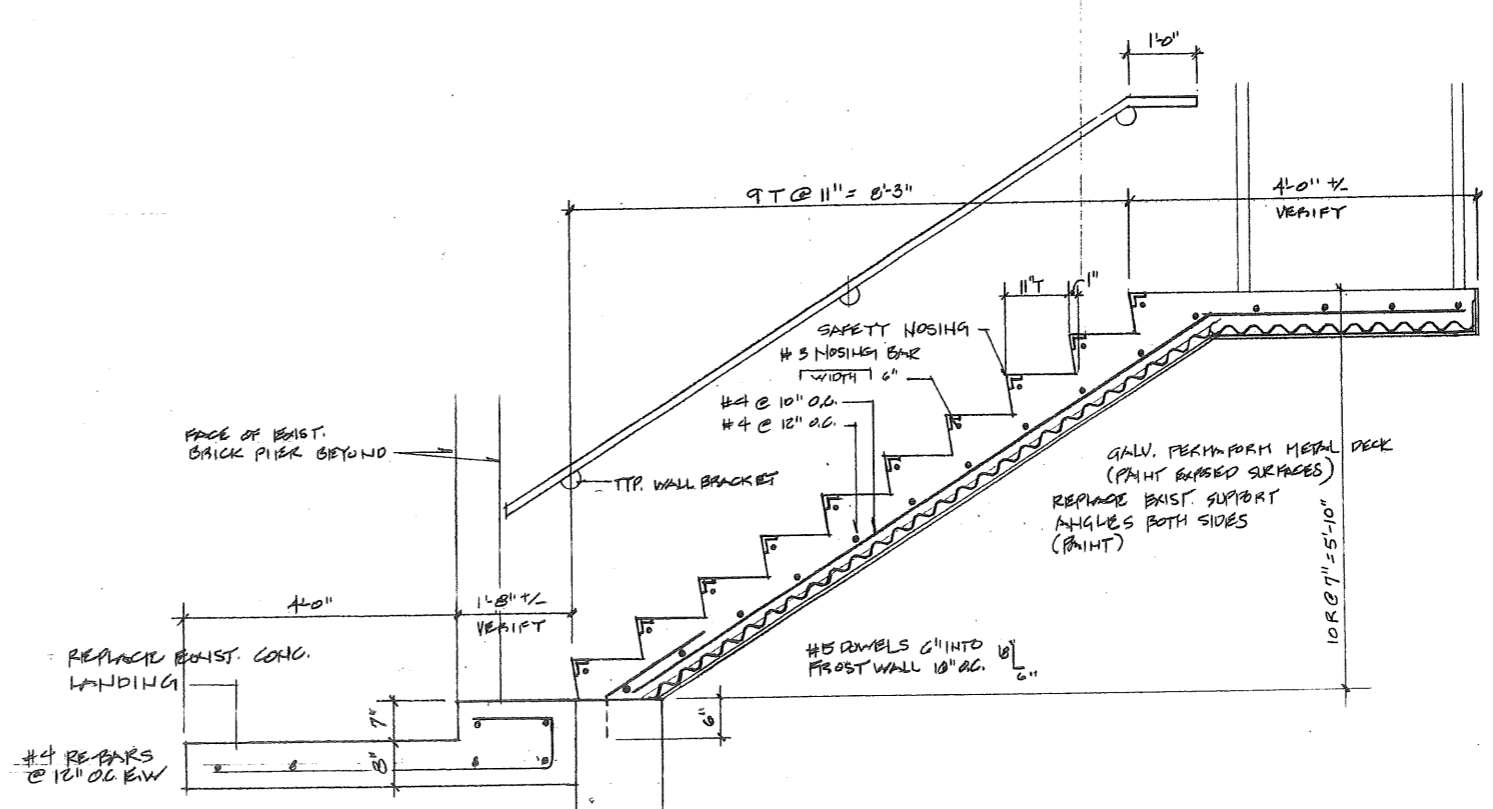
SECTION @ EGRESS STAIR  
1/4" = 1'-0"




WEST EGRESS STAIRS  
1/4" = 1'-0"



SECTION @ EAST EGRESS STAIR & PLATFORM  
1" = 1'-0"



STAIR SECTION @ WEST EGRESS  
1" = 1'-0"



Project Title  
Hutchins Funeral Home  
660 Brighton Avenue  
Portland, Maine

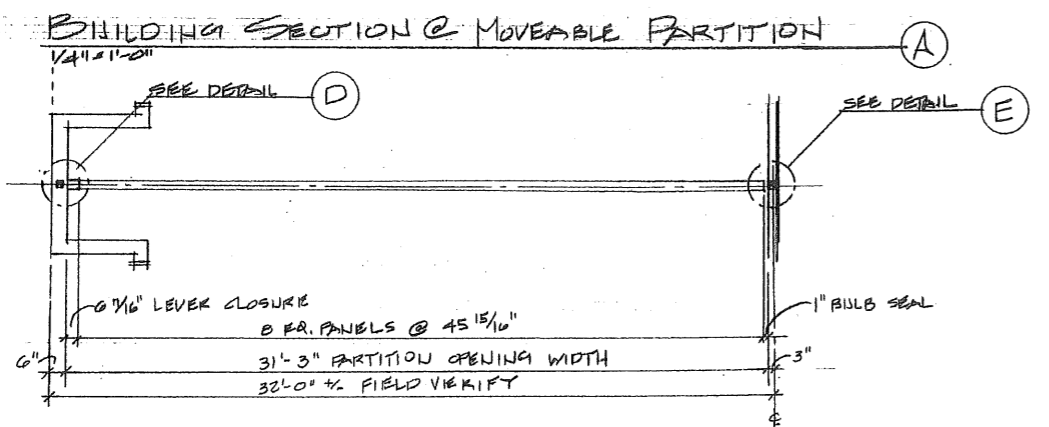
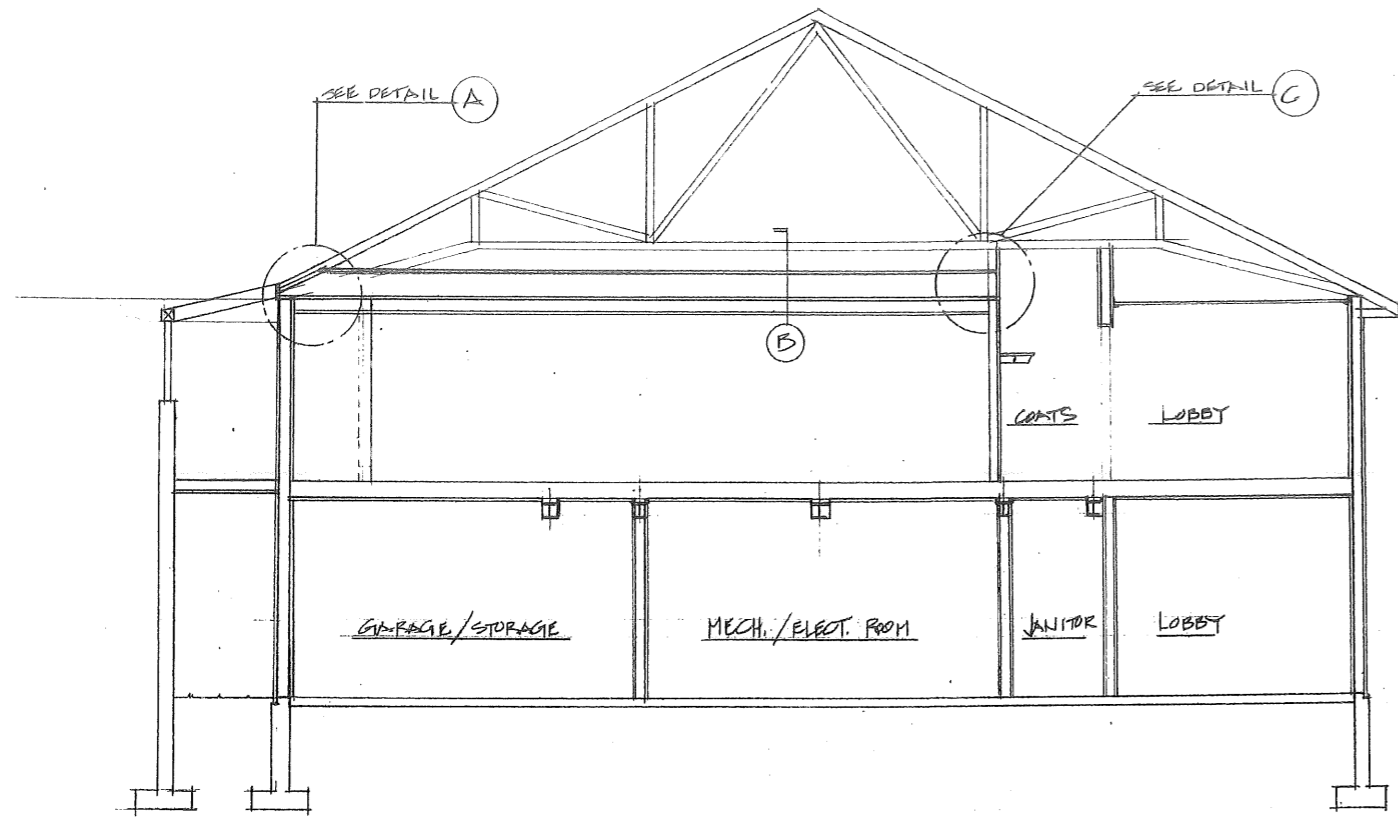
Drawing Title  
West Egress Stair Details

0813

Drawing No.

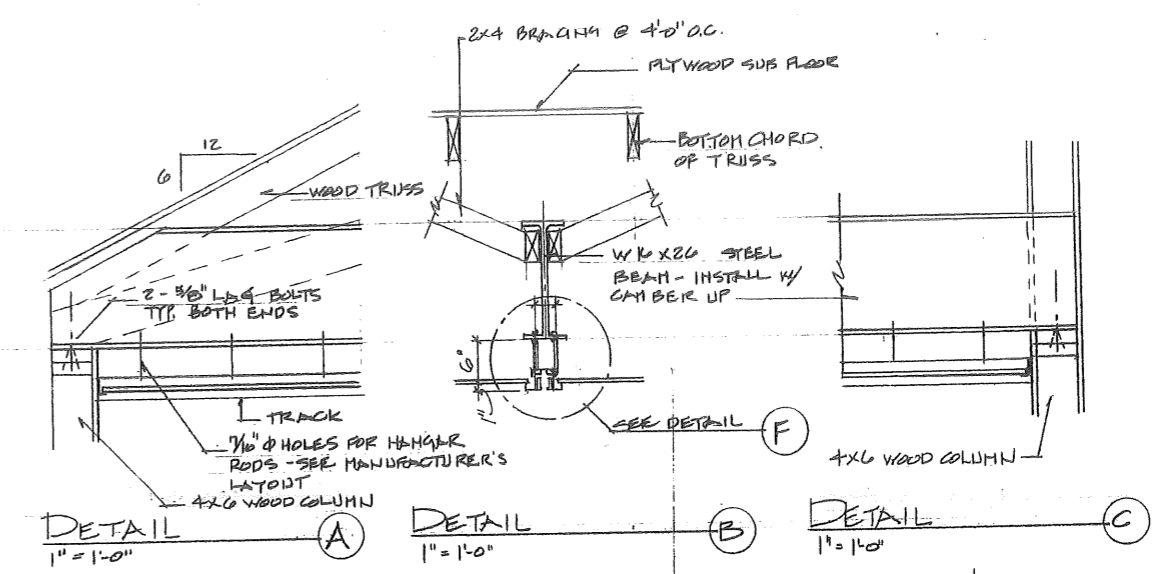
A-3.2

September 18, 2009  
Building Permit Submission  
Review and Approval  
NOT FOR CONSTRUCTION

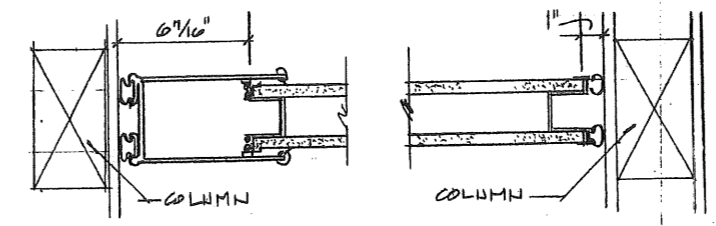


**FLOOR PLAN @ MOVEABLE PARTITION**  
1/4" = 1'-0"

**BUILDING SECTION @ MOVEABLE PARTITION**  
1/4" = 1'-0"

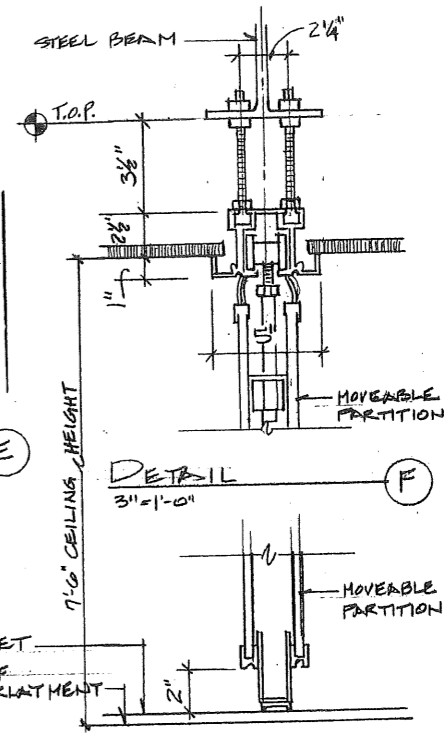


**DETAIL A** 1" = 1'-0"  
**DETAIL B** 1" = 1'-0"  
**DETAIL C** 1" = 1'-0"




**DETAIL D** 3" = 1'-0"  
**DETAIL E** 3" = 1'-0"

HUPCOR 652 SERIES, DP SUPPORTED, CENTER STACK, PAIRED PANEL, MANUALLY OPERATED MOVEABLE PARTITIONS, ETC. 49



**SILL DETAIL F**  
3" = 1'-0"



D & L Associates / Architect  
1277 244-6611 DELAVALON  
Layton, Maine 04240

Project Title  
Hutchins Funeral Home  
660 Brighton Avenue  
Portland, Maine

Drawing Title  
Building Section at  
Movable Partition

0813

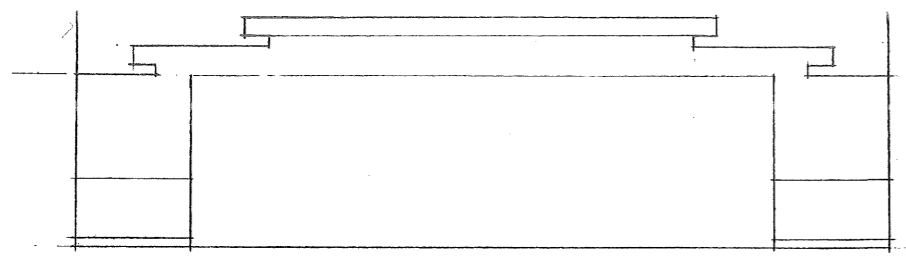
Sub Title

Drawing No.

**A-3.3**

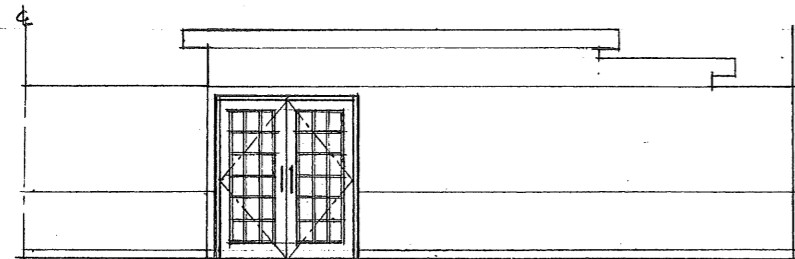
September 18, 2009  
Building Permit Submission  
Review and Approval  
NOT FOR CONSTRUCTION





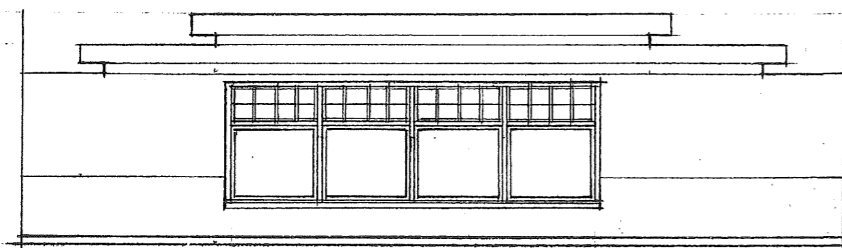
ELEV.

(A)



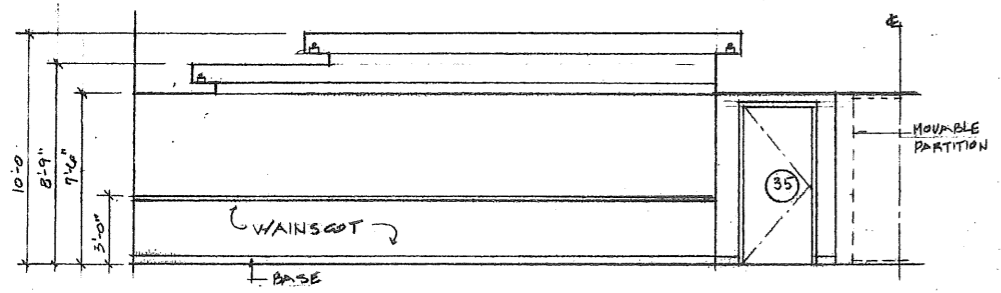
ELEV.

(B)



ELEV.

(C)



ELEV.

(D)

PARLOR NO. 2

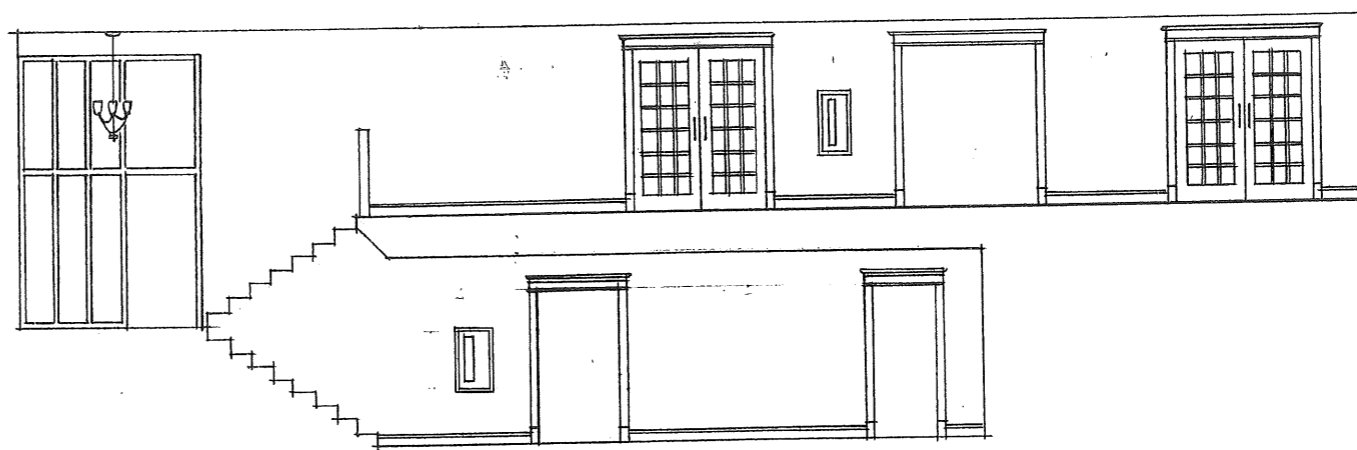
11-5



ELEVATION

1/4" = 1'-0"

(B)




ELEVATION

1/4" = 1'-0"

LOBBY / CORRIDOR

L-1 U-1

(D)

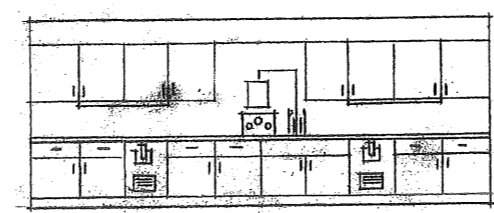


ELEV.

(A)

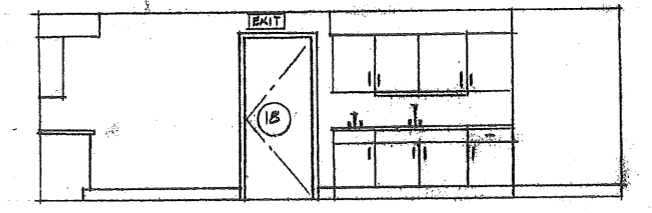
ELEV.

(B)



ELEV.

(C)



ELEV.

1/4" = 1'-0"

KITCHEN ROOM

K-1

September 18, 2009  
Building Permit Submission  
Review and Approval  
NOT FOR CONSTRUCTION

D.L. Associates / Architects

Project Site - C, Leighton, Maine 04240 (207) 344-6611 DLATA@AOL.COM

Drawing Title  
Interior Elevations

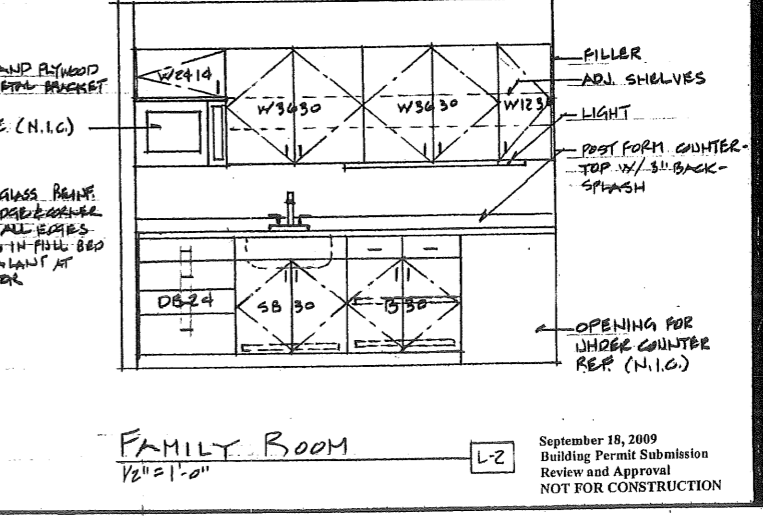
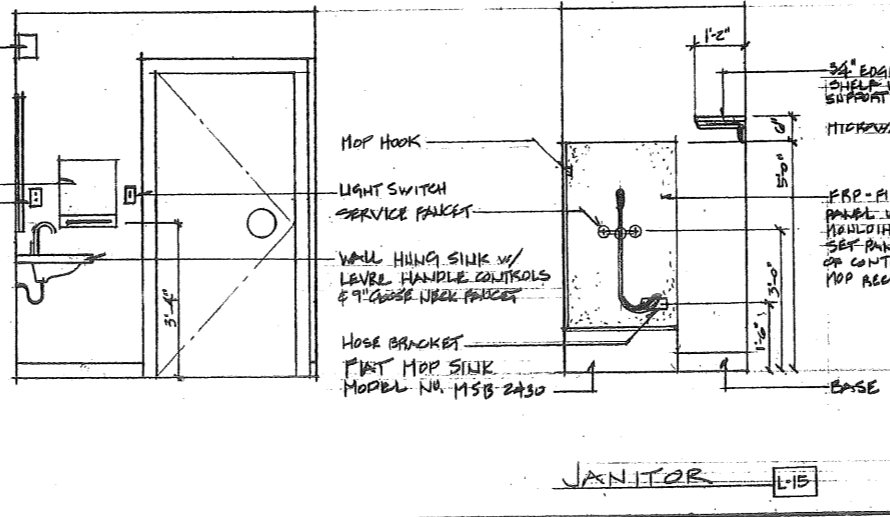
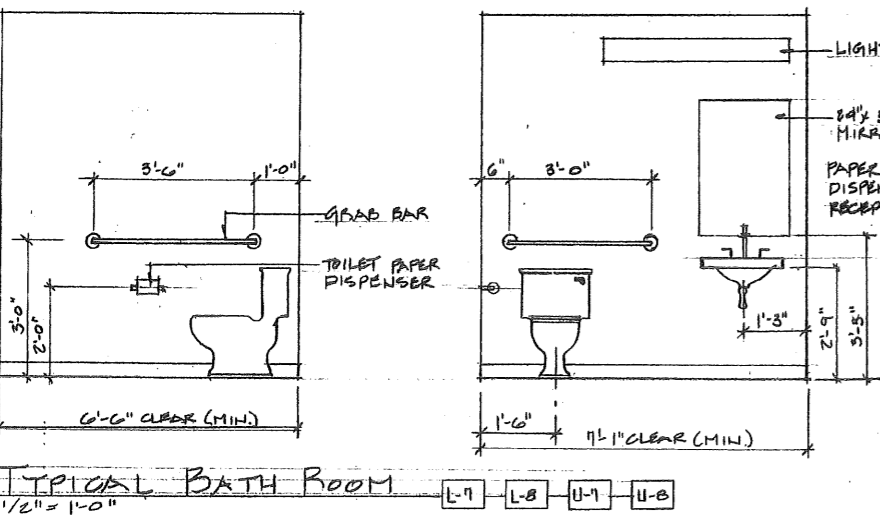
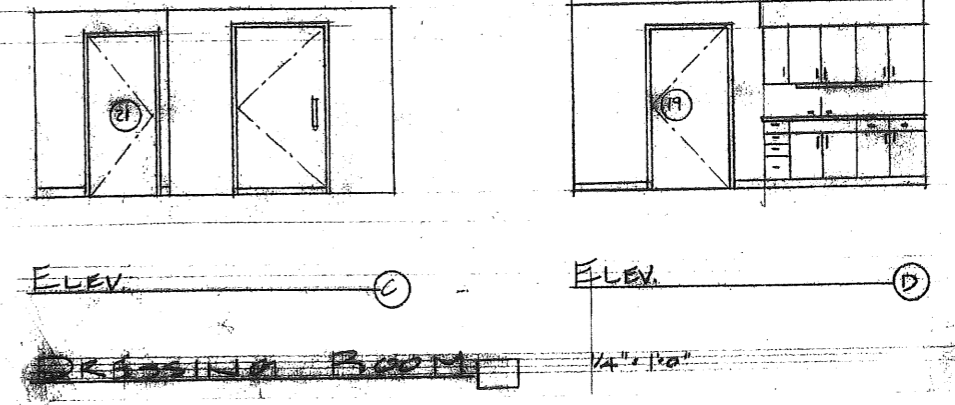
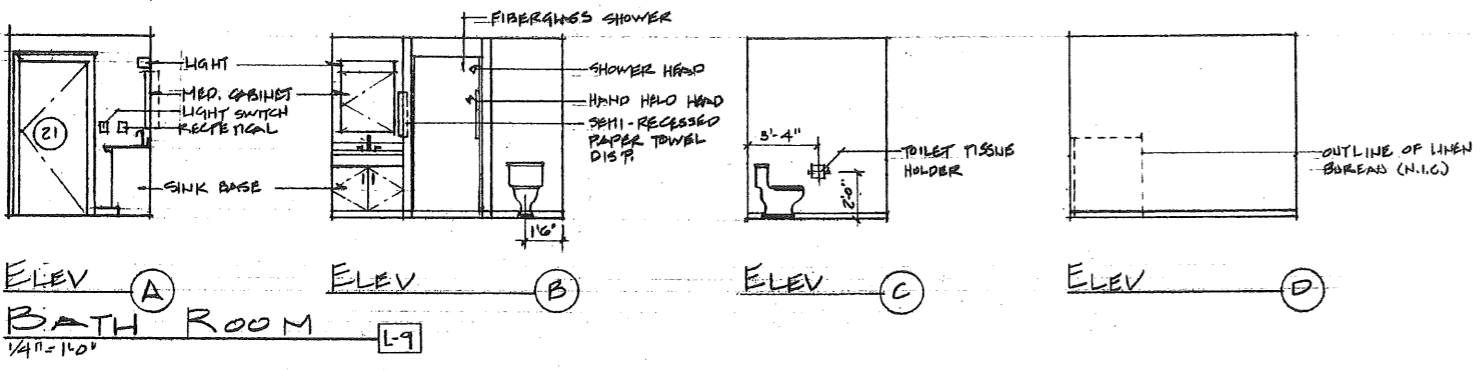
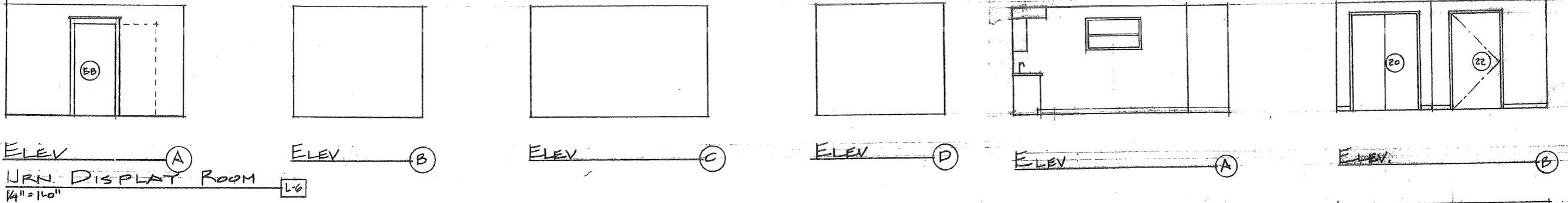
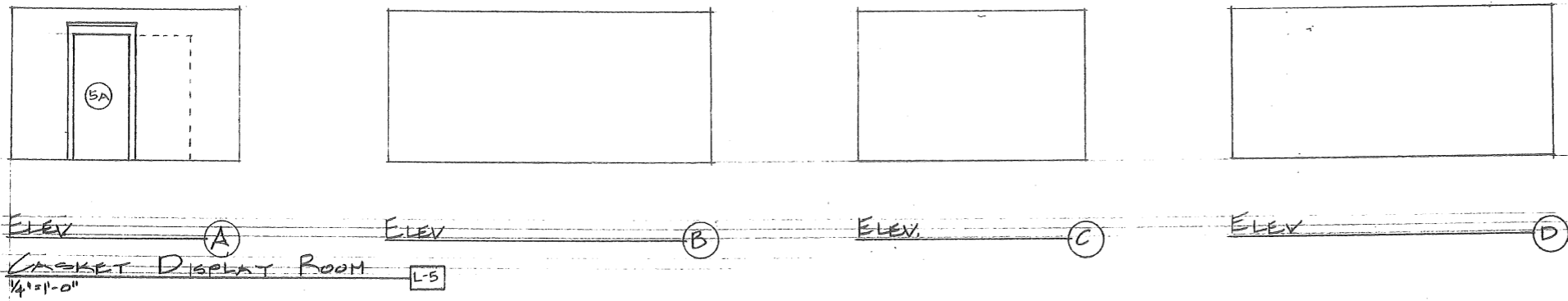
Project Title  
Hutchins Funeral Home  
660 Brighton Avenue

Project No.  
0813

Drawing No.


A-4.0





September 18, 2009  
 Building Permit Submission  
 Review and Approval  
 NOT FOR CONSTRUCTION

D.L.L. Associates / Architects



Project Title  
**Hutchins Funeral Home**  
 660 Brighton Avenue  
 Portland, Maine

Drawing Title  
**Interior Elevations**

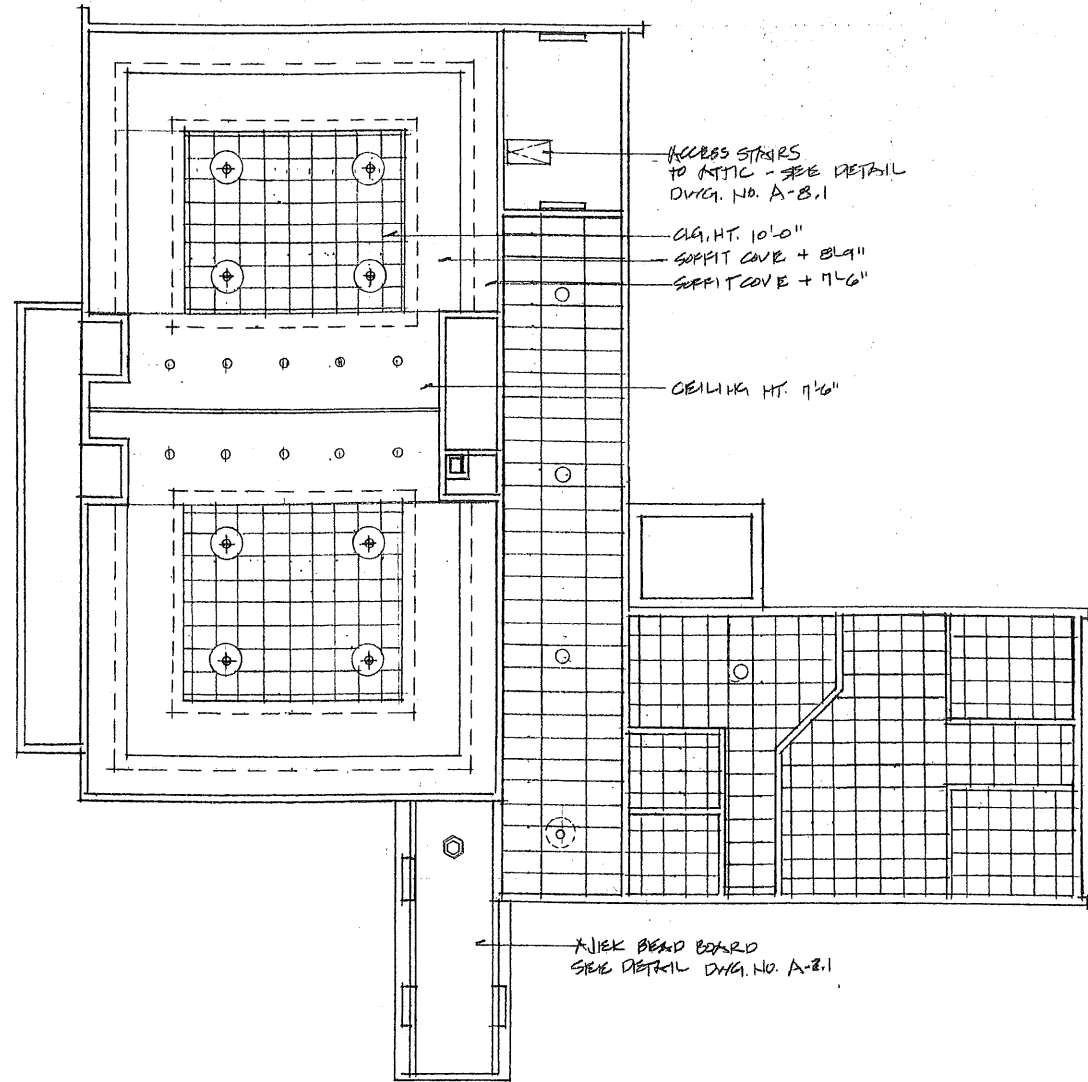
Sub Title  
 Drawing No.  
**A-4.1**



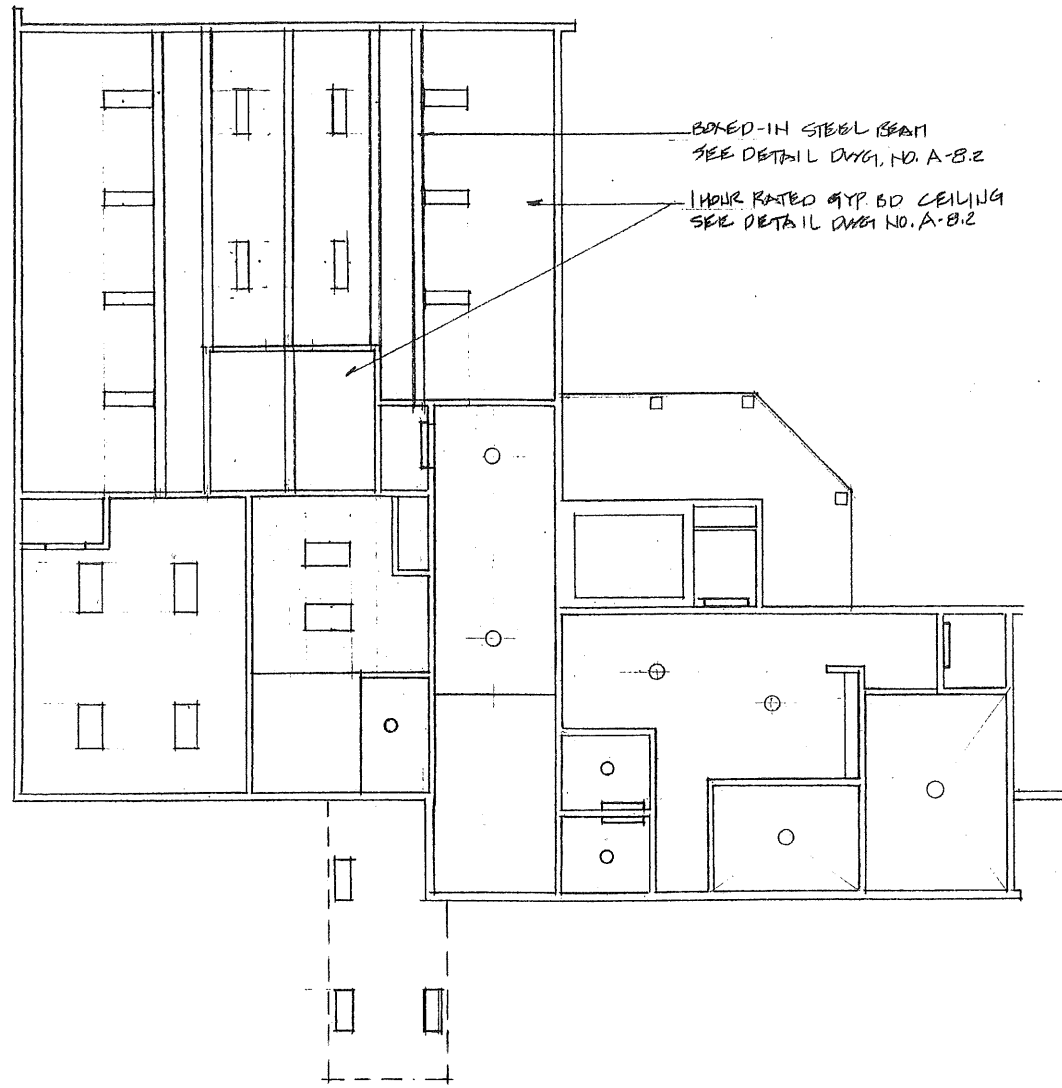
NOTE:  
 DOCUMENTS ARE BASED ON LIMITED FIELD OBSERVATION. ADDITIONAL  
 ON SITE SURVEY AND SELECTIVE REMOVALS ARE REQUIRED.

THE OWNER IS OBLIGATED BY THE BANK TO HAVE A BUILDING PERMIT IN  
 HAND TO FINALIZE FINANCING REQUIREMENTS.

UPON OWNERSHIP OF THE PROPERTY, SELECTIVE REMOVALS AND  
 ADDITIONAL FIELD OBSERVATION WILL BE PERFORMED, AND IF  
 REQUIRED ADJUSTMENTS TO THE DOCUMENTS WILL BE PREPARED BASED  
 ON THE FINDINGS.




UPPER LEVEL REFLECTED CEILING PLAN  
 1/8"=1'-0"



LOWER LEVEL REFLECTED CEILING PLAN  
 1/8"=1'-0"

No.	Revisions	Date	By



Project Title  
**Hutchins Funeral Home**  
 660 Brighton Avenue  
 Portland, Maine

Drawing Title  
**Reflected Ceiling Plans**

Scale  
 Dwn. By  
 Ckt. By  
 Date

Project No.  
**0813**

Sub Title

Drawing No.  
**A-6.0**

D.L.E. Associates / Architects 200 Main Street, Suite - C Lewiston, Maine 04240 (207) 344-6611 DLATA@AOL.COM

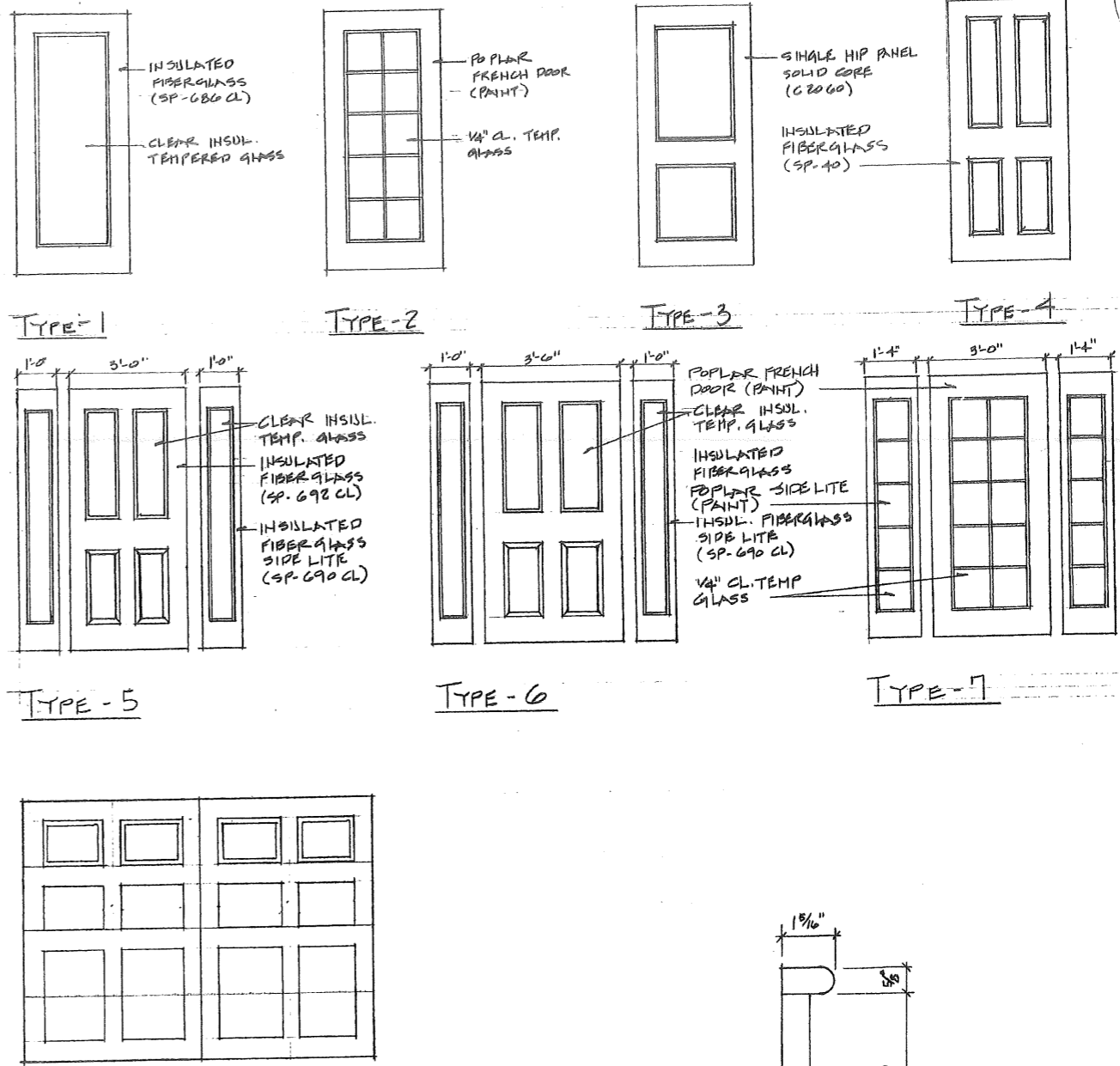
September 18, 2009  
 Building Permit Submission  
 Review and Approval  
 NOT FOR CONSTRUCTION

# DOOR & FRAME SCHEDULE

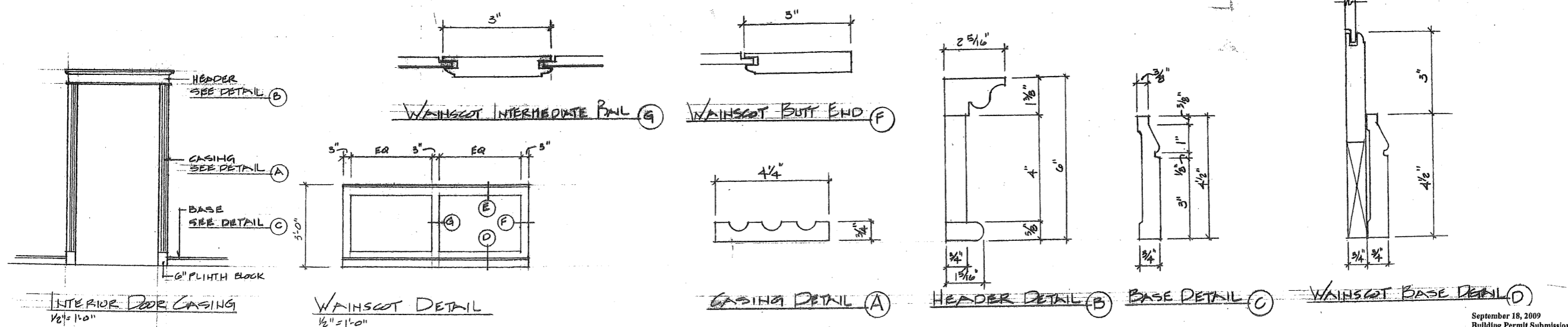
MARK	DOOR			FRAME					HARDWARE		REMARKS	
	SIZE	MATERIAL	TYPE	MATERIAL	TYPE	DETAIL			FINISH	FUNCTION		
						HEAD	JAMB	SILL				
1	3'-0"	7'-0"	1 3/4"	FG	1	WD					LOCKSET	PANIC BAR
2	3'-0"	7'-0"	1 3/4"	WD	2	WD					PASSAGE	
3	3'-0"	7'-0"	1 3/4"	WD	3	WD					PRIVACY	
4	3'-0"	7'-0"	1 3/4"	WD	3	WD					PRIVACY	
5	3'-0"	7'-0"	1 3/4"	WD	3	WD					STORAGE LOCK	
6	3'-0"	7'-0"	1 3/4"	WD	3	WD					STORAGE LOCK	
7	3'-0"	7'-0"	1 3/4"	WD	3	WD					STORAGE LOCK	
8	3'-0"	7'-0"	1 3/4"	FG	5	WD					LOCKSET	
9	3'-0"	7'-0"	1 3/4"	FG	4	WD					STORAGE LOCK	
10	3'-0"	7'-0"	1 3/4"	FG	6	WD					LOCKSET	
11	9'-0"	7'-0"	1 3/4"	WD	8	WD					DRAND BOLT	SEE DETAIL DWG. NO. A-
12	9'-0"	7'-0"	1 3/4"	WD	8	WD					DRAND BOLT	SEE DETAIL DWG. NO. A-
13	3'-0"	7'-0"	1 3/4"	FG	4	WD					LOCKSET	
14	3'-0"	7'-0"	1 3/4"	WD	3	WD					LOCKSET	
15	3'-0"	7'-0"	1 3/4"	WD	3	WD					STORAGE LOCK	
16	3'-0"	7'-0"	1 3/4"	WD	3	WD					PASSAGE SET	
17	3'-0"	7'-0"	1 3/4"	WD	3	WD					PASSAGE SET	
18	3'-0"	7'-0"	1 3/4"	FG	4	WD					LOCKSET	
19	3'-0"	7'-0"	1 3/4"	WD	3	WD					PASSAGE SET	
20	2'-6"	7'-0"	1 3/4"	WD	3	WD					BI-PASS	
21	3'-0"	7'-0"	1 3/4"	WD	3	WD					PRIVACY LOCK	
22	3'-0"	7'-0"	1 3/4"	WD	3	WD					LOCKSET	
1A	3'-0"	7'-0"	1 3/4"	FG	1	WD					PASSAGE	REVERSE HARDWARE W/ DOOR-1
25	3'-0"	7'-0"	1 3/4"	WD	3	WD					PRIVACY	
26	3'-0"	7'-0"	1 3/4"	WD	3	WD					PRIVACY	
27	3'-0"	7'-0"	1 3/4"	WD	7	WD					OFFICE LOCK	
28	3'-0"	7'-0"	1 3/4"	WD	3	WD					OFFICE LOCK	
29	3'-0"	7'-0"	1 3/4"	FG	4	WD					LOCKSET	
30	3'-0"	7'-0"	1 3/4"	WD	3	WD					OFFICE LOCK	
31	RR 3'-0"	7'-0"	1 3/4"	WD	4-1/2"	WD					PASSAGE SET	MAGNETIC HOLD OPEN
32	RR 3'-0"	7'-0"	1 3/4"	WD	2	WD					PASSAGE SET	MAGNETIC HOLD OPEN
33	3'-0"	7'-0"	1 3/4"	WD	3	WD					PASSAGE SET	
34	3'-0"	7'-0"	1 3/4"	FG	4	WD					LOCKSET	PANIC BAR - EXIT ONLY
35	3'-0"	7'-0"	1 3/4"	FG	4	WD					LOCKSET	PANIC BAR - EXIT ONLY

**GENERAL NOTES DOORS AND HARDWARE**

1. APPROPRIATE DOORSTOPS SHALL BE INSTALLED FOR ALL DOORS WHERE REQUIRED, PROVIDE FLOOR OR WALL MOUNTED DOORSTOPS TO PREVENT DOOR TRIM FROM DAMAGING THE WALL.
2. HINGES SHALL BE 4 1/2" X 4 1/2" UNLESS OTHERWISE NOTED. PROVIDE NON-REMOVABLE PINS FOR ALL EXTERIOR DOORS WITH EXPOSED HINGE KNUCKLES.
3. ALL EXTERIOR DOORS SHALL BE INSULATED, WEATHER-STRIPPED, AND CALK ON ALL SIDES. PROVIDE METAL THRESHOLD.
4. UNDERCUT ALL DOORS AS REQUIRED FOR FLOOR FINISH INSTALLATION.
5. FINISH HARDWARE TO BE 10B OIL RUBBED BRONZE
6. ALL DOORS TO HAVE LEVER HANDLES TO MEET ADA



**DOOR TYPES**



September 18, 2009  
 Building Permit Submission  
 Review and Approval  
 NOT FOR CONSTRUCTION

100 Main Street, Suite C, Lewiston, Maine 04240 (207) 344-6611 DILLATA@AOL.COM  
**DLL Associates / Architects**

REGISTERED ARCHITECT  
 DENIS L. LEMIEUX  
 NO. 1437  
 STATE OF MAINE

---

Project Title  
**Hutchins Funeral Home**  
 660 Brighton Avenue  
 Portland, Maine

---

Drawing Title  
**Door and Frame Schedule**


---

Project No.  
 Drawing No.  
**A-7.0**

# ROOM FINISH SCHEDULE

AREA	ROOM		FLOOR		WALL				CEILING		REMARKS	
	NO.	NAME	SUB	FINISH	BASE	DOOR	TRIM	MAT'L	FINISH	MAT'L		HEIGHT
LOWER LEVEL	1	VESTIBULE	WOOD	P.T. 1/2	WD							
	L-1	LOBBY	CONC.	P.T. 1/2	WD							
	L-2	FAMILY ROOM		C-1	WD							
	L-3	ELEV. MACHINE ROOM		SEALER	VB							
	L-4	SPRINKLER ROOM		SEALER	VB							
	L-5	CRACKET DISPLAY ROOM		C-1	-							
	L-6	WREN DISPLAY ROOM		C-1	-							
	L-7	MEN ROOM		VCT-2 VCT-3	VB							
	L-8	WOMEN ROOM		VCT-2 VCT-3	VB							
	L-9	BATH		VCT-1	VB							
	L-10	DRESSING ROOM		POLISH CONC	VB							
	L-11	SUPPLY CLOSET		POLISH CONC	VB							
	L-12A	PREP ROOM		POLISH CONC	VB							
	L-12B	SUPPLIES		POLISH CONC	VB							
	L-13	GARAGE		SEALER	VB							
	L-14	EXST. MECH/ELECT. RM.		SEALER	VB							
L-15	JAMITOR		VCT-1	VB								
L-16	STORAGE	CONC.	SEALER	VB								
UPPER LEVEL	U-1	LOBBY	WOOD	C-2	WD							
	U-2	COATS		C-2	WD							
	U-3	EQUIPMENT STOR.		VCT-1	VB							
	U-4	PARLOR NO.1		C-2	WD	WD						
	U-5	PARLOR NO.2		C-2	WD	WD						
	U-6	RECEPTION		C-3	WD							
	U-7	WOMEN		VCT-2 VCT-3	VB							
	U-8	MEN		VCT-2 VCT-3	VB							
	U-9	GENERAL OFFICE		C-3	WD							
	U-10	OFFICE NO.1		C-3	WD							
	U-11	OFFICE NO.2	WOOD	C-3	WD							

MATERIAL LEGEND				
MATERIAL	CODE NO.	MANUFACTURER	COLOR / FINISH	REMARKS
Porcelain Tile	PT-1 PT-2	American Olean Unglazed Canyon Ridge	White Thistle CR10 Field Tile Spruce CR12 Accent Tile	12" x 12" tile
Carpet	CARP-1	Cambridge Relay	RLY02 Heather	
V.C.T.	VCT-1	Congoleum	AL-18 Emerald Lace	
V.C.T.	VCT-2	Congoleum	ST-21 Ebony	Checker board pattern in Bath Rooms
V.C.T.	VCT-3	Congoleum	ST-12 Stone White	Checker board pattern in Bath Rooms
Wood Base	WD		Paint P-	See Detail Dwg. No. A-7.0
Vinyl Base	VB-1	Johnsonite	Black	4" vinyl cove base
Plastic Laminate	PL-1	Pionite	AV 861 Kale Fiber	Post-formed Countertops in Lounge w/ 4" backsplash
Plastic Laminate	PL-2	Pionite	AW 831 White Chromatix	Post-formed Countertops in Bath Rooms w/ 4" backsplash
Glasbord Panel	FRP	Kemlite Fire-X	Ivory No.84	



198 Main Street, Suite-C Lewiston, Maine 04240 (207) 844-6611 DLLALA@AOL.COM

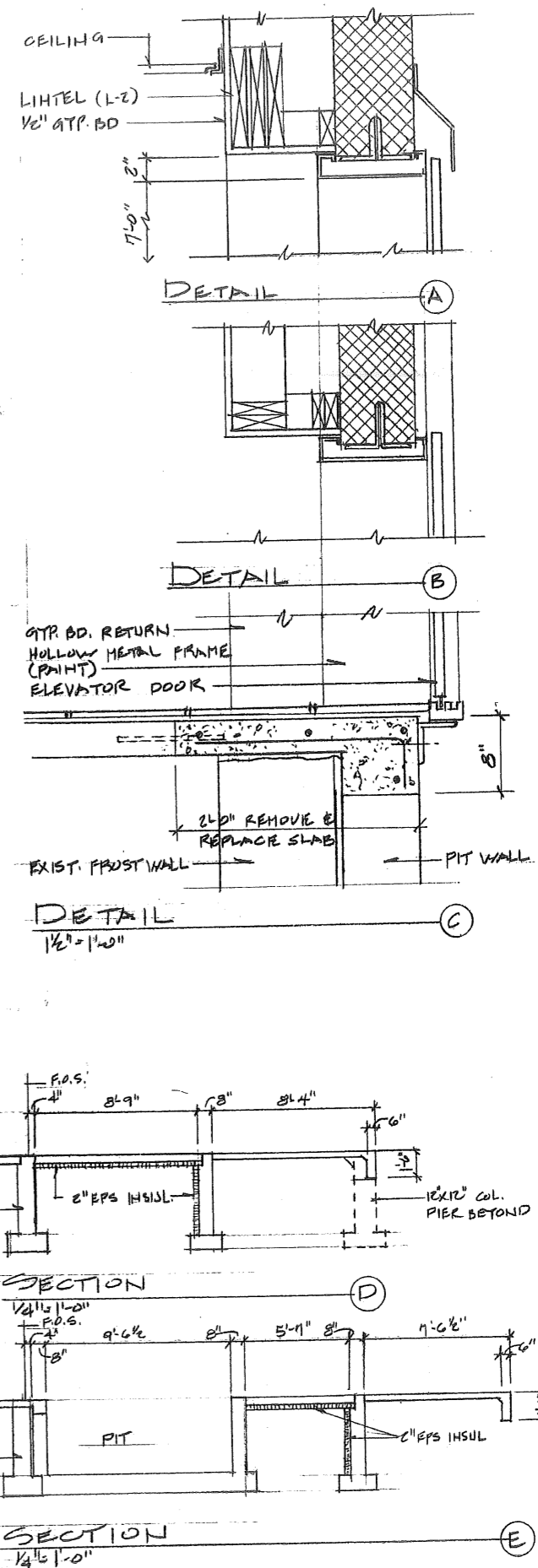
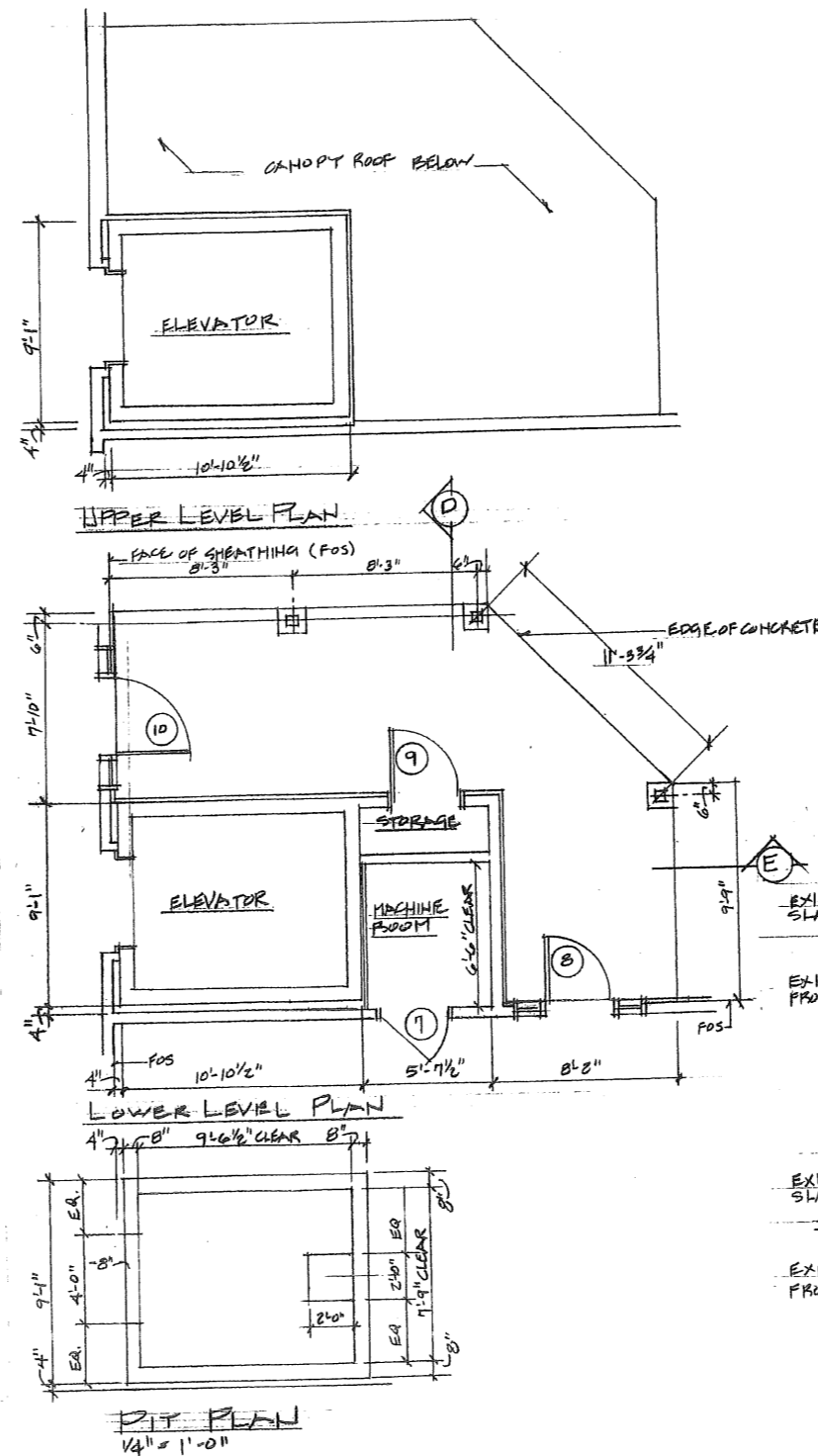
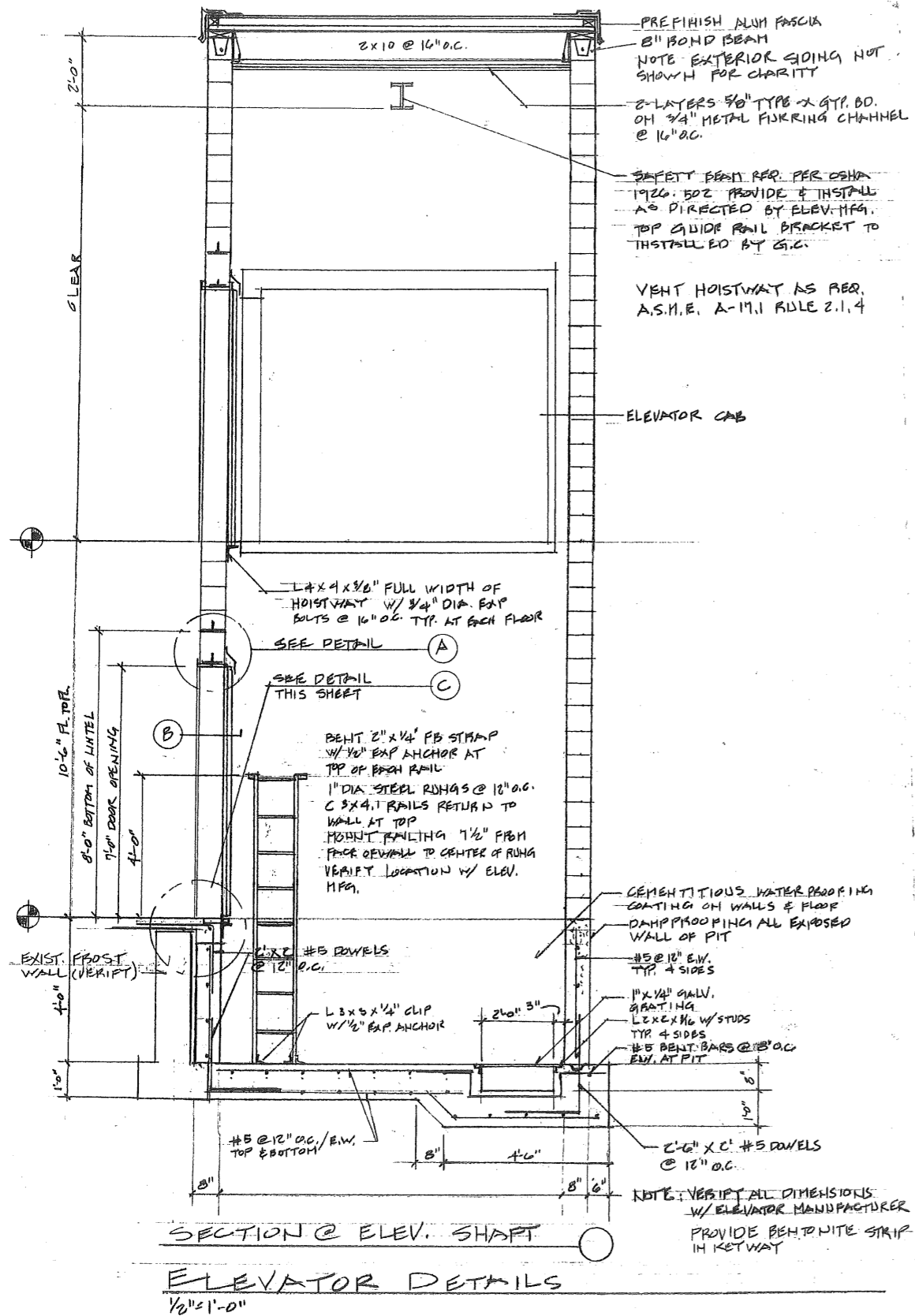
Project Title  
**Hutchins Funeral Home**  
 660 Brighton Avenue  
 Portland, Maine

Drawing Title  
**Room Finish Schedule**

Project No.  
 Sub Title  
 Drawing No.

**A-7.**

September 18, 2009  
 Building Permit Submission  
 Review and Approval  
 NOT FOR CONSTRUCTION



September 18, 2009  
 Building Permit Submission  
 Review and Approval  
 NOT FOR CONSTRUCTION

58 Main Street, Suite - C, Lewiston, Maine 04240 (207) 344-6611 DLLAIA@AOL.CO  
 DLL Associates / Architects

REGISTERED ARCHITECT  
 DENIS L. LEMIEUX  
 NO. 1437  
 STATE OF MAINE

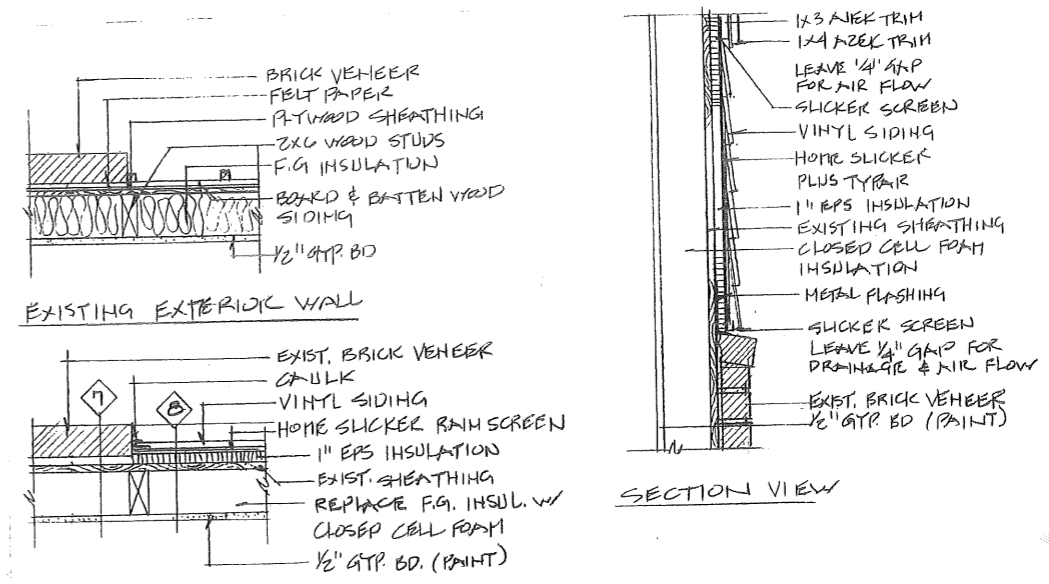
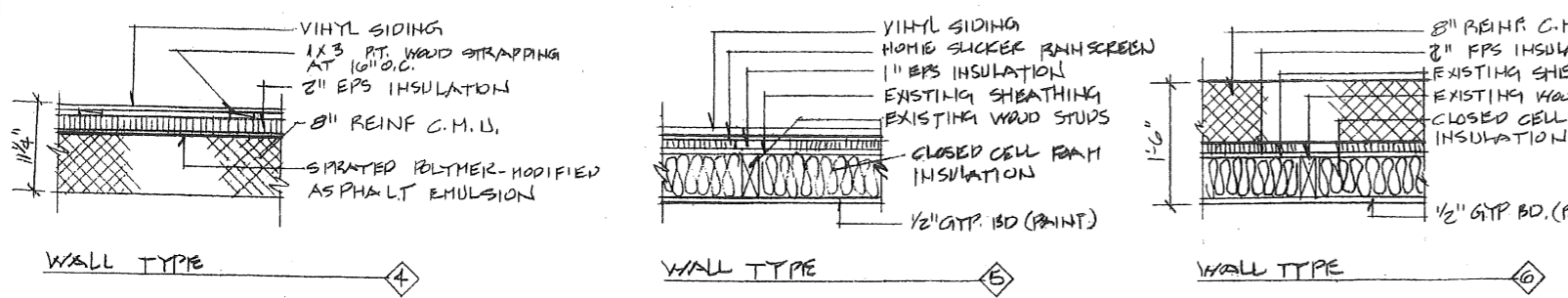
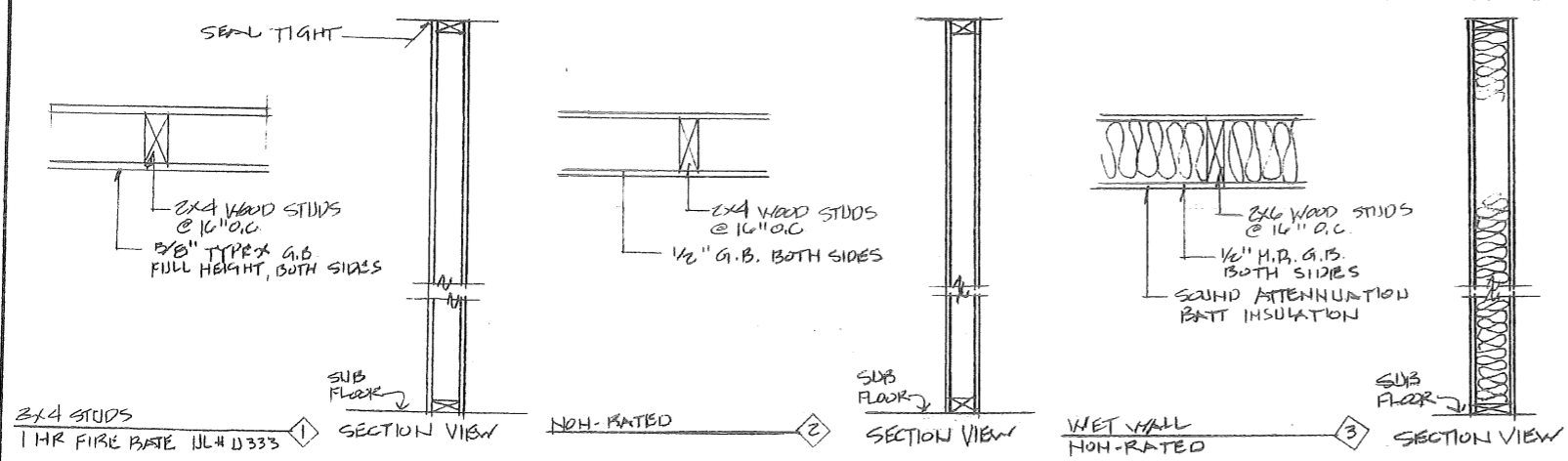
Project Title  
**Hutchins Funeral Home**  
 660 Brighton Avenue  
 Portland, Maine

Drawing Title  
**Elevator Details**

Project No.  
 0813

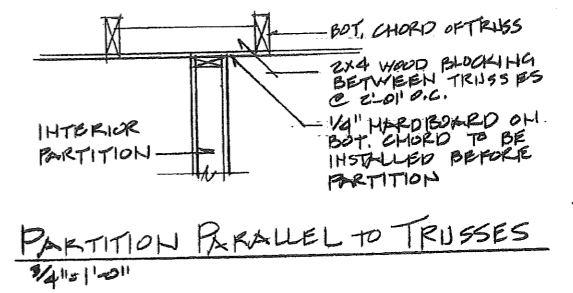
Sub Title

Drawing No.  
**A-8.0**

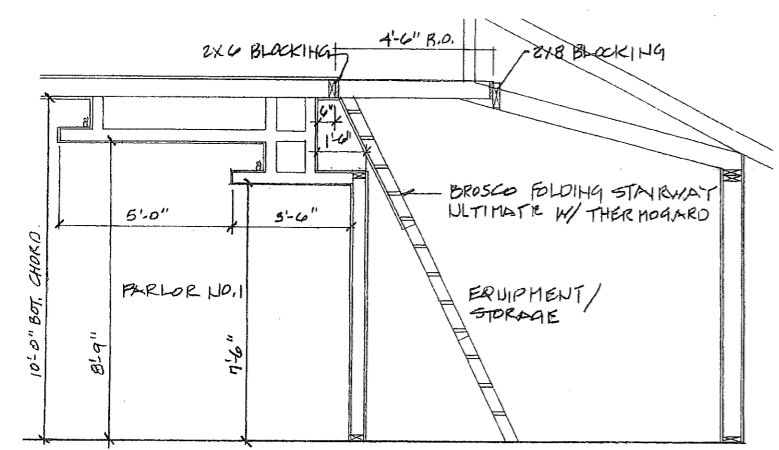


PERIMETER WALL TYPE



- GENERAL NOTES
1. ALL PARTITIONS TO BE CARRIED TO UNDER SIDE OF STRUCTURE
  2. IN JANITOR CLOSET AND TOILET ROOMS PROVIDE MOISTURE RESISTANT (MR) GYPSUM DRYWALL
  3. AT RATED PARTITIONS PROVIDE 5/8\"/>



PARTITION PARALLEL TO TRUSSES  
3/4" = 1'-0"



DETAIL @ FOLDING STAIRWAY  
3/8" = 1'-0"



Project Title  
Hutchins Funeral Home  
660 Brighton Avenue  
Portland, Maine

Drawing Title  
Partition Types &  
Misc. Details

Project No.  
0813

Drawing No.  
A-8.1

D.L.L. Associates / Architects  
Sheet: Site - C, Laysan, Maine 04240 (207) 344-6611 DELATA@AOL.COM

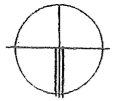
September 18, 2009  
Building Permit Submission  
Review and Approval  
NOT FOR CONSTRUCTION



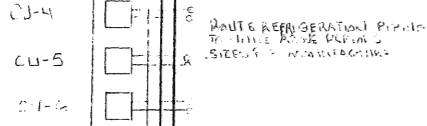








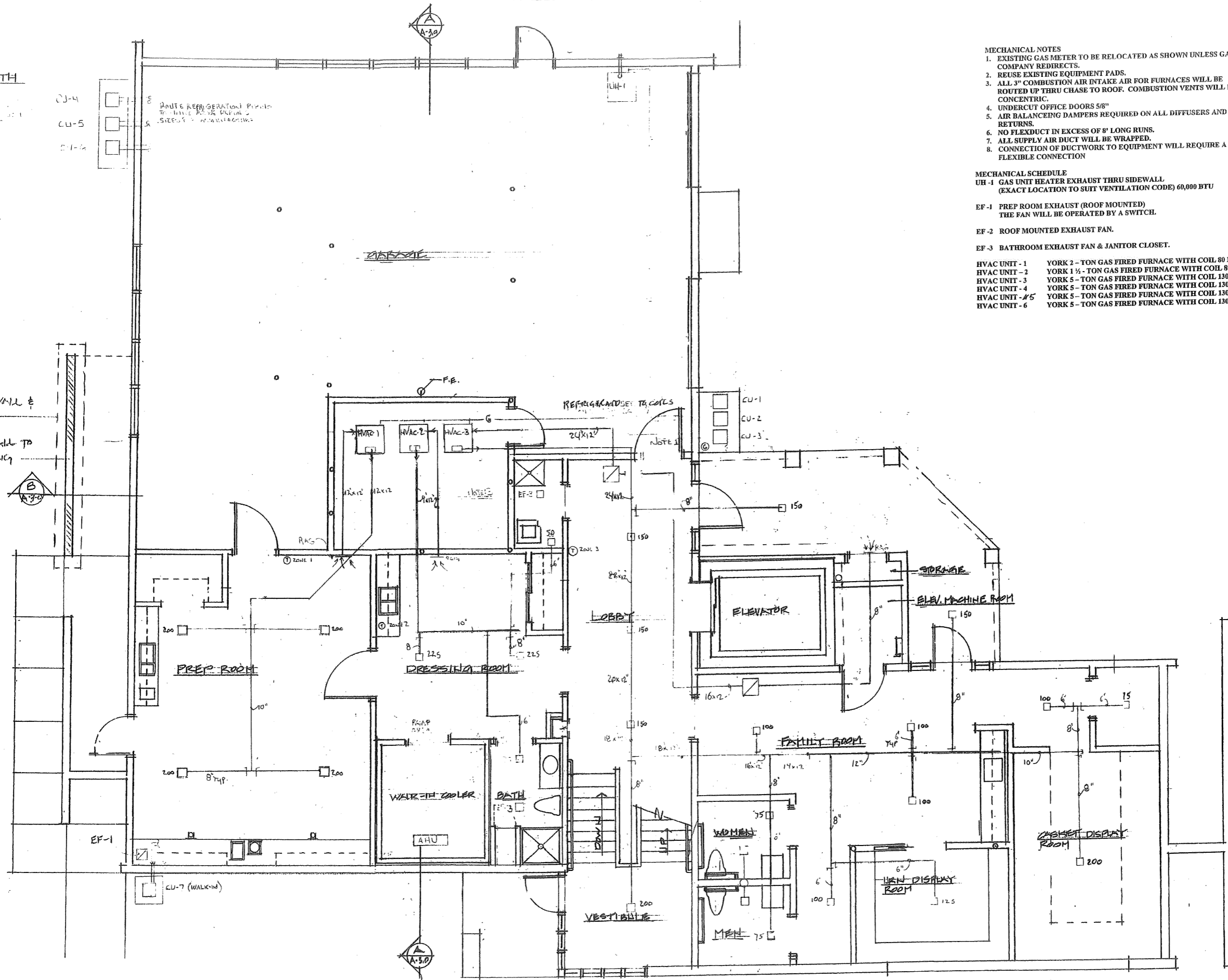
PROJECT NORTH



ROUTE REFRIGERATION PIPING  
 TO UNIT ROOMS PER PLAN  
 SIZES & MANUFACTURERS

NEW FRONT WALL &  
 FOOTING

NEW BRICK WALL TO  
 MATCH EXISTING



- MECHANICAL NOTES**
- EXISTING GAS METER TO BE RELOCATED AS SHOWN UNLESS GAS COMPANY REDIRECTS.
  - REUSE EXISTING EQUIPMENT PADS.
  - ALL 3" COMBUSTION AIR INTAKE AIR FOR FURNACES WILL BE ROUTED UP THRU CHASE TO ROOF. COMBUSTION VENTS WILL BE CONCENTRIC.
  - UNDERCUT OFFICE DOORS 5/8"
  - AIR BALANCING DAMPERS REQUIRED ON ALL DIFFUSERS AND RETURNS.
  - NO FLEXDUCT IN EXCESS OF 8' LONG RUNS.
  - ALL SUPPLY AIR DUCT WILL BE WRAPPED.
  - CONNECTION OF DUCTWORK TO EQUIPMENT WILL REQUIRE A FLEXIBLE CONNECTION.

**MECHANICAL SCHEDULE**

UH-1 GAS UNIT HEATER EXHAUST THRU SIDEWALL  
(EXACT LOCATION TO SUIT VENTILATION CODE) 60,000 BTU

EF-1 PREP ROOM EXHAUST (ROOF MOUNTED)  
THE FAN WILL BE OPERATED BY A SWITCH.

EF-2 ROOF MOUNTED EXHAUST FAN.

EF-3 BATHROOM EXHAUST FAN & JANITOR CLOSET.

HVAC UNIT - 1 YORK 2 - TON GAS FIRED FURNACE WITH COIL 80 K BTU.  
 HVAC UNIT - 2 YORK 1 1/2 - TON GAS FIRED FURNACE WITH COIL 80 K BTU.  
 HVAC UNIT - 3 YORK 5 - TON GAS FIRED FURNACE WITH COIL 130 K BTU.  
 HVAC UNIT - 4 YORK 5 - TON GAS FIRED FURNACE WITH COIL 130 K BTU.  
 HVAC UNIT - 5 YORK 5 - TON GAS FIRED FURNACE WITH COIL 130 K BTU.  
 HVAC UNIT - 6 YORK 5 - TON GAS FIRED FURNACE WITH COIL 130 K BTU.



INTERIOR ELEVATIONS

L. Associates / Architects  
 66 Main Street, Suite - C, Lewiston, Maine 04240 (207) 544-6511 DLAA@AOL.COM

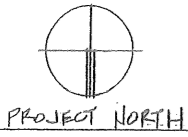
Project Title  
**Hutchins Funeral Home**  
 660 Brighton Avenue  
 Portland, Maine

Drawing Title  
**Lower Level Floor Plans**

Project No. 0813

Sub Title

Drawing No. M-1



REFRIGERATION LINES  
DOWN TO CATA EXTERIOR



EQUIPMENT  
STORAGE

PARLOR

NOTE 4

ZONE 5

ATTIC STAIR

NOTE 5

LOBBY

ZONE 4

ELEVATOR

PARLOR NO. 2

RECEPTION

OFFICE

NEW PIPE RAIL

REPLACE EXIST.  
CONCRETE STAIRS

NEW ADDITION

NEWAL PIPE GUARDED RAIL

CABLE SLANG ON METAL DECK

MOVABLE PARTITION  
PROVIDE STEEL BEAM SUPPORT  
(SEE DETAIL)

NEW EPDM ROOF  
W/ TIMBERED INSUL.

POOR DRAIN

TYP. SOFFIT

GENERAL  
OFFICE AREA

VESTIBULE

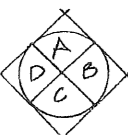
WOMEN

MEN

EXHAUST UNIT  
EF-2  
EXHAUST UP ROOF TO EF-2

OFFICE

NOTE 4



L. Associates / Architects  
250 W. Street, Suite - C  
Lewiston, Maine 04240  
(207) 344-6611  
DLATA@AOL.CO

Project Title  
**Hutchins Funeral Home**  
660 Brighton Avenue  
Portland, Maine

Drawing Title  
**Upper Level Floor Plans**

Project No.  
**0813**

Sub Title

Drawing No.  
**M-2.0**