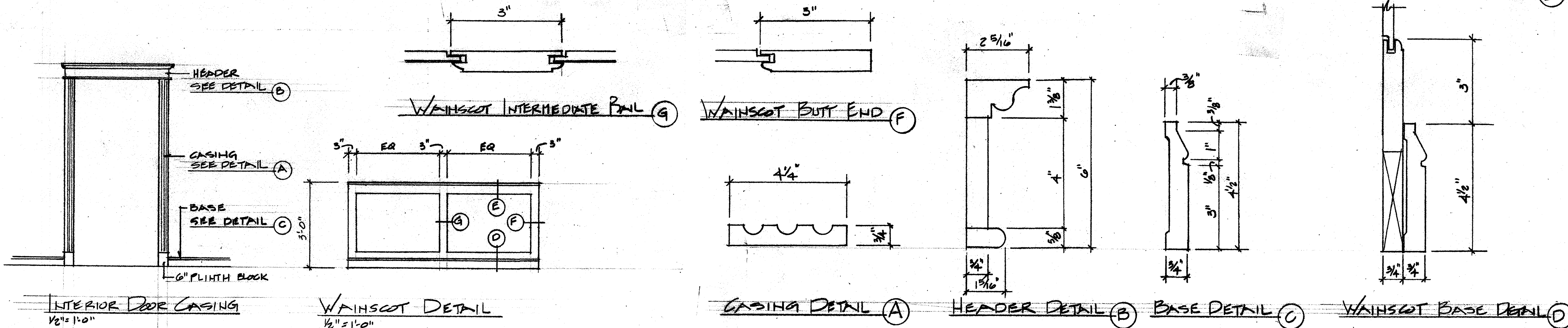
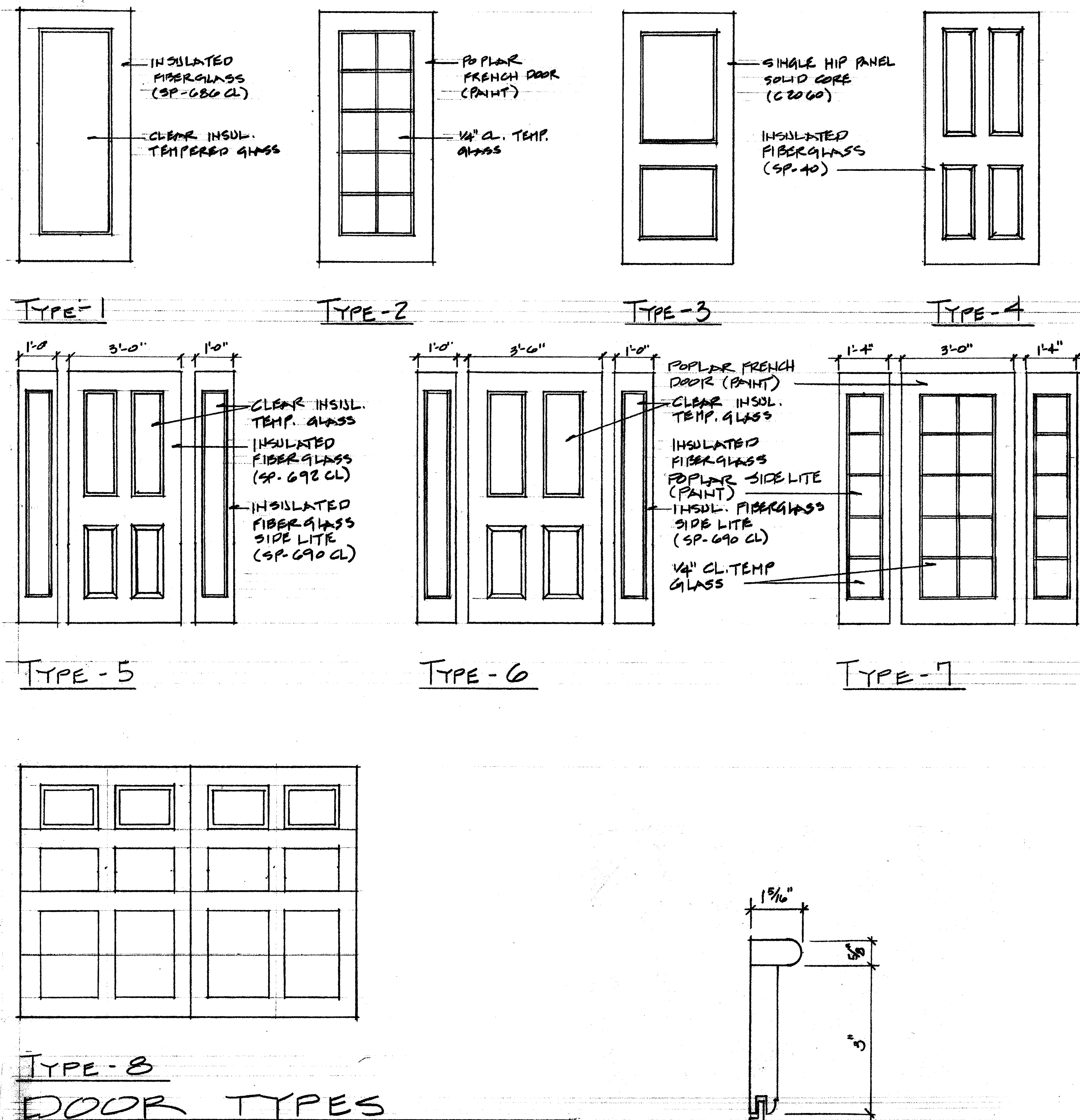


DOOR & FRAME SCHEDULE


| MARK | DOOR | | | FRAME | | | HARDWARE | | | REMARKS |
|------|----------|----------|--------|----------|------|--------|----------|-----|--------------|----------------------------|
| | SIZE | MATERIAL | TYPE | MATERIAL | TYPE | DETAIL | FIRE | SET | FUNCTION | |
| | | | | | | | | | | |
| 1 | 3'-0" | 7'-0" | 1 3/4" | FG | 1 | WD | | | LOCK SET | PANIC BAR |
| 2 | 3'-0" | 7'-0" | 1 3/4" | WD | 2 | WD | | | PASSAGE | |
| 3 | 3'-0" | 7'-0" | 1 3/4" | WD | 3 | WD | | | PRIVACY | |
| 4 | 3'-0" | 7'-0" | 1 3/4" | WD | 3 | WD | | | PRIVACY | |
| 5 | 3'-0" | 7'-0" | 1 3/4" | WD | 3 | WD | | | STORAGE LOCK | |
| 6 | 3'-0" | 7'-0" | 1 3/4" | WD | 3 | WD | | | STORAGE LOCK | |
| 7 | 3'-0" | 7'-0" | 1 3/4" | WD | 3 | WD | | | STORAGE LOCK | |
| 8 | 3'-0" | 7'-0" | 1 3/4" | FG | 5 | WD | | | LOCKSET | |
| 9 | 3'-0" | 7'-0" | 1 3/4" | FG | 4 | WD | | | STORAGE LOCK | |
| 10 | 3'-0" | 7'-0" | 1 3/4" | FG | 6 | WD | | | LOCK SET | |
| 11 | 9'-0" | 7'-0" | 1 3/4" | WD | 8 | WD | | | DEAD BOLT | SEE DETAIL DWG. NO. A- |
| 12 | 9'-0" | 7'-0" | 1 3/4" | WD | 8 | WD | | | DEAD BOLT | SEE DETAIL DWG. NO. A- |
| 13 | 3'-0" | 7'-0" | 1 3/4" | FG | 4 | WD | | | LOCK SET | |
| 14 | 3'-0" | 7'-0" | 1 3/4" | WD | 3 | WD | 3/4 HR | | LOCK SET | |
| 15 | 3'-0" | 7'-0" | 1 3/4" | WD | 3 | WD | | | STORAGE LOCK | |
| 16 | 3'-0" | 7'-0" | 1 3/4" | WD | 3 | WD | 3/4 HR | | PASSAGE SET | |
| 17 | 3'-0" | 7'-0" | 1 3/4" | WD | 3 | WD | 3/4 HR | | CIPHER LOCK | |
| 18 | 3'-0" | 7'-0" | 1 3/4" | FG | 4 | WD | | | LOCKSET | |
| 19 | 3'-0" | 7'-0" | 1 3/4" | WD | 3 | WD | | | CIPHER LOCK | |
| 20 | 2'-6" | 7'-0" | 1 3/4" | WD | 3 | WD | | | B-PASS | |
| 21 | 3'-0" | 7'-0" | 1 3/4" | WD | 3 | WD | | | PRIVACY LOCK | |
| 22 | 3'-0" | 7'-0" | 1 3/4" | WD | 3 | WD | | | LOCKSET | |
| 23 | 3'-0" | 7'-0" | 1 3/4" | FG | 1 | WD | | | PASSAGE | REVERSE HARDWARE W/ DOOR-1 |
| 25 | 3'-0" | 7'-0" | 1 3/4" | WD | 3 | WD | | | PRIVACY | |
| 26 | 3'-0" | 7'-0" | 1 3/4" | WD | 3 | WD | | | PRIVACY | |
| 27 | 3'-0" | 7'-0" | 1 3/4" | WD | 7 | WD | | | OFFICE LOCK | |
| 28 | 3'-0" | 7'-0" | 1 3/4" | WD | 3 | WD | | | OFFICE LOCK | |
| 29 | 3'-0" | 7'-0" | 1 3/4" | FG | 4 | WD | | | LOCKSET | |
| 30 | 3'-0" | 7'-0" | 1 3/4" | WD | 3 | WD | | | OFFICE LOCK | |
| 31 | RR 3'-0" | 7'-0" | 1 3/4" | WD | 2.12 | WD | 3/4 HR | | PASSAGE SET | MAGNETIC HOLD OPEN |
| 32 | RR 3'-0" | 7'-0" | 1 3/4" | WD | 2 | WD | 3/4 HR | | PASSAGE SET | MAGNETIC HOLD OPEN |
| 33 | 3'-0" | 7'-0" | 1 3/4" | WD | 3 | WD | | | PASSAGE SET | |
| 34 | 3'-0" | 7'-0" | 1 3/4" | FG | 4 | WD | | | LOCKSET | PANIC BAR - EXIT ONLY |
| 35 | 3'-0" | 7'-0" | 1 3/4" | FG | 4 | WD | | | LOCKSET | PANIC BAR - EXIT ONLY |

- GENERAL NOTES DOORS AND HARDWARE**
- APPROPRIATE DOORSTOPS SHALL BE INSTALLED FOR ALL DOORS WHERE REQUIRED, PROVIDE FLOOR OR WALL MOUNTED DOORSTOPS TO PREVENT DOOR TRIM FROM DAMAGING THE WALL.
 - HINGES SHALL BE 4 1/2" X 4 1/2" UNLESS OTHERWISE NOTED. PROVIDE NON-REMOVABLE PINS FOR ALL EXTERIOR DOORS WITH EXPOSED HINGE KNUCKLES.
 - ALL EXTERIOR DOORS SHALL BE INSULATED, WEATHER-STRIPPED, AND CALK ON ALL SIDES. PROVIDE METAL THRESHOLD.
 - UNDERCUT ALL DOORS AS REQUIRED FOR FLOOR FINISH INSTALLATION.
 - FINISH HARDWARE TO BE 10B OIL RUBBED BRONZE
 - ALL DOORS TO HAVE LEVER HANDLES TO MEET ADA

▲ ALL DOORS TO BE 6'-0" HIGH SOLID CORE MASONITE W/ LIGHT COMMERCIAL GRADE HARDWARE



| NO. | REVISIONS | DATE | BY |
|-----|-----------|------|----|
| | | | |
| | | | |
| | | | |
| | | | |



Project Title
Hutchins Funeral Home
 660 Brighton Avenue
 Portland, Maine

Drawing Title
Door and Frame Schedule

Project No.
0813

Drawing No.
A-7.0

Scale: NOTED
 Dwn. By: D.L.
 Ckd. By: D.L.
 Date:

October 28, 2009
 Issued for Construction

DLL Associates / Architects

196 Main Street, Suite-C Lewiston, Maine 04240 (207) 344-6611 DLLAIA@AOL.COM