

Part/Head Legend	
Deluge Valve	
Add Valve	
Add Tee	
Add Elbow	
Add Coupling	
Add Head	
Delete Head	
More Head	

TABLE 0002-2

Multipurpose Fire Safety Systems

The Uponor Fire Safety System is a nonpressurized fire protection system. It is designed to protect the fire safety system. City local contractors visited by Uponor can install this system.

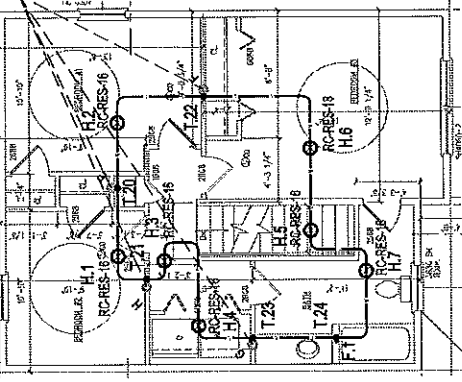
What to do if changes are required:
If any features or obstructions require the addition or deletion of sprinkler, the system must be redesigned by Uponor. Department of determining if obstructions require a redesign (888.594.7795).

HEAD #	SPM	PRESSURE HEAD AT STREET
1 HEAD H.6	17	55.01
2 HEAD H.11 & H.8	26.066	55.11

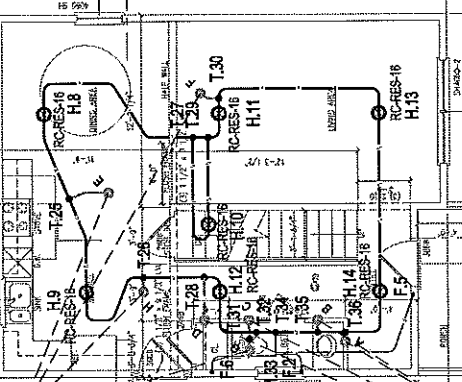
- RC-RES-16 SENJU SPRINKLER Model RC-RES Rat Concealed Pendant Quick Response
K=4.9, 162PF, 7/16" Orifice, Maximum Spacing 16'x16'
Sprinkler head demand: 13 gpm @ 7.04'
- RC-RES-18 SENJU SPRINKLER Model RC-RES Rat Concealed Pendant Quick Response
K=4.9, 162PF, 7/16" Orifice, Maximum Spacing 18'x18'
Sprinkler head demand: 17 gpm @ 12'
- W4680-16 VIKING Metal W4680 Freedom Pendant LF Sprinkler
K=4.9, 155PF, 3/8" Orifice, Maximum Spacing 16'x16'
Sprinkler head demand: 13 gpm @ 7'

COLOR/LINE/TYPE LEGEND
 BLUE LINES = RATED HANGERS (CROWDER, ETC.)
 GREEN LINES = RATED HANGERS (CONCRETE/CEILING)
 BLACK LINES = SPRINKLER HEAD TO SPRINKLER HEAD
 --- = 1/2" PIPE SIZE
 --- = 3/4" PIPE SIZE
 --- = 1" PIPE SIZE
 --- = 1-1/4" PIPE SIZE

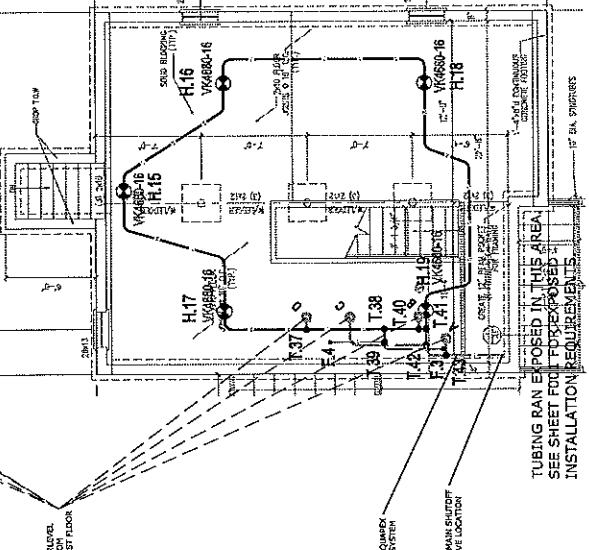
SPRINKLER SYMBOL DEFINITION
 XXXXXX = SPRINKLER SPACING (TYP)
 XXXXXX = HEAD SPACING (TYP)



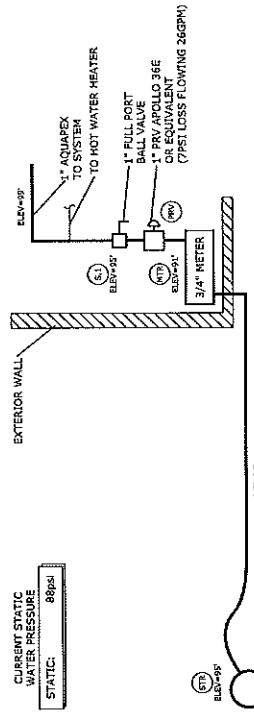
3 SECOND FLOOR
1/4" = 1'-0"



2 FIRST FLOOR
1/4" = 1'-0"



1 BASEMENT LEVEL
1/4" = 1'-0"



4 WATER SERVICE DETAIL
NTS



uponor

DESIGN SERVICES
 9725 Cedar Street, Suite 100, Portland, ME 04102
 TEL: 207.734.5959 FAX: 207.734.5958
 WWW.WWW.UPONOR-USA.COM

DISCLAIMER
 THIS DRAWING AND ALL INFORMATION HEREON ARE THE PROPERTY OF UPONOR. IT IS TO BE USED ONLY FOR THE PROJECT AND SITE SPECIFICALLY IDENTIFIED HEREON. UPONOR MAKES NO WARRANTY, REPRESENTATION OR GUARANTEE, EXPRESS OR IMPLIED, OF THE ACCURACY, COMPLETENESS OR FITNESS FOR ANY PARTICULAR PURPOSE OF THIS DRAWING. UPONOR SHALL NOT BE RESPONSIBLE FOR ANY ERRORS, OMISSIONS, OR INADEQUACIES IN THIS DRAWING. THE USER OF THIS DRAWING SHALL BE RESPONSIBLE FOR OBTAINING ALL NECESSARY PERMITS AND APPROVALS FROM THE APPROPRIATE AUTHORITIES. UPONOR SHALL NOT BE RESPONSIBLE FOR ANY CONSTRUCTION COSTS OR DELAYS CAUSED BY ANY CHANGES TO THIS DRAWING. UPONOR SHALL NOT BE RESPONSIBLE FOR ANY DAMAGE TO PERSONS OR PROPERTY CAUSED BY ANY CONSTRUCTION OR USE OF THIS DRAWING.

REVISIONS

NO.	DATE	DESCRIPTION
1	12/16/16	ISSUE FOR PERMIT
2	1/11/17	ISSUE FOR PERMIT
3	1/11/17	ISSUE FOR PERMIT

SCALE: FLOOR PLANS 1/4" = 1'-0"
 SHEET SCALE: 1/4" = 1'-0"

PROJECT NUMBER: 159137
CONTRACTOR: BRUNN & KROHNSON
CONTACT: BRUNN & KROHNSON
CONTACT PHONE: 207-648-9077
CONTACT FAX: 207-648-9077
PROJECT NAME: BRUNN & KROHNSON SET IV
PROJECT NUMBER: 159137
SCALE: 1/8" = 1'-0"
DATE: 12/16/16
PROJECT: PORTLAND, ME 04102

SHEET DESCRIPTION:
 ALL FLOORS
SHEET NUMBER:
F100

55 RIVERVIEW STREET
PORTLAND, ME 04102