

# LEGEND

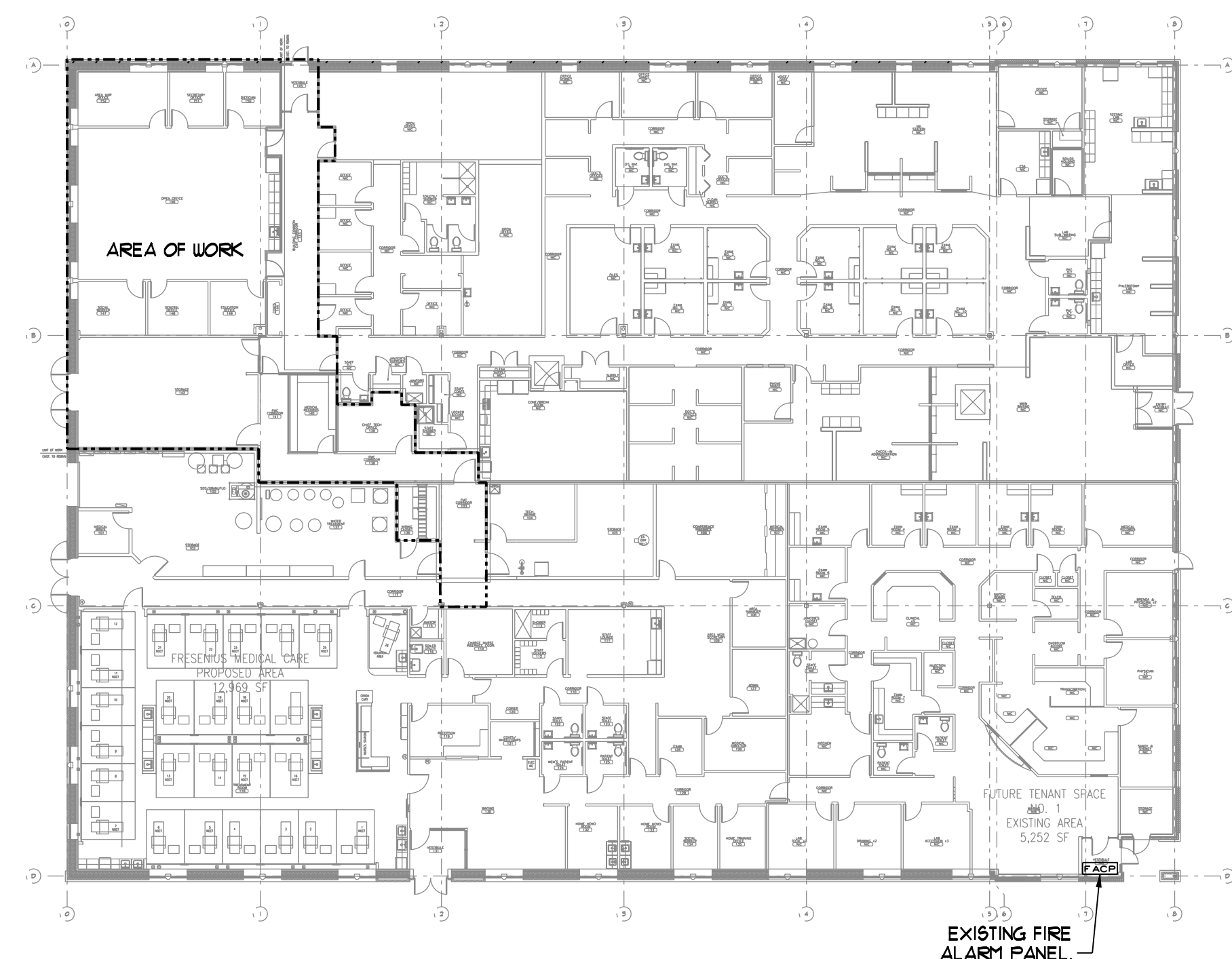
- SPRINKLER TAMPER SWITCH.
- SPRINKLER FLOW SWITCH.
- DUCT SMOKE DETECTOR - SYSTEM CONNECTED, 120V.
- FIRE ALARM REMOTE ANNUNCIATOR - GRAPHIC.
- FIRE ALARM CONTROL PANEL - SURFACE MOUNT AT 78" TO TOP.
- ⊙ SMOKE DETECTOR - PHOTOELECTRIC TYPE, SYSTEM CONNECTED.
- ⊙ HEAT DETECTOR.
- K5 FIRE ALARM VISUAL STROBE ONLY (110 U.N.O.).
- FIRE ALARM AUDIO/VISUAL - "MH" DENOTES MINI-HORN. STROBE IS 15 Cd UNLESS NOTED OTHERWISE.
- FIRE ALARM PULL STATION - MOUNT AT 48" AFF.
- ⊙ EMERGENCY NURSE CALL LIGHT - WALL MOUNT.
- EMERGENCY NURSE CALL PULL STATION.
- M □ EMERGENCY NURSE CALL CONTROL PANEL - "M" DENOTES MASTER.
- MAGNETIC DOOR HOLDER
- M □ INTERCOM CONTROL PANEL - "M" DENOTES MASTER.
- ⊙ JUNCTION BOX - "D.O." = DOOR OPERATOR, "D.S." = DOOR SWITCH. COORDINATE INSTALL WITH DOOR SUPPLIER.
- TV TV OUTLET LOCATION.
- ▶ TELEPHONE CONNECTION - W/ 1-4 PAIR CABLE TO TEL. BACKBOARD, MOUNT AT 16" AFF U.N.O.
- ▶ COMBINATION TEL/DATA JACK - 3/4" C TO ABOVE CEILING, (2) CAT 6 CABLES TO EXISTING WIRING CLOSET, MOUNT AT 16" AFF U.N.O.
- ▶ DATA JACK - 3/4" C TO ABOVE CEILING, (1) CAT 6 CABLES TO EXISTING WIRING CLOSET, MOUNT AT 16" AFF U.N.O.
- EX "EX" = EXISTING LOCATION TO REMAIN, REPLACE BOX AND WIRE, ROUTE TO FMC WIRING CLOSET.

## GENERAL ELECTRICAL NOTES

1. THE INTENT OF THE ELECTRICAL SCOPE IS TO REWORK EXISTING DEVICES FROM THE OTHER TENANTS SERVICES TO THE PRESENT SERVICES. THIS SHALL INCLUDE, BUT IS NOT LIMITED TO, RECEPTACLES, FIRE ALARM, LIGHTING AND TEL/DATA.
2. EXISTING POWERED DEVICES THAT ARE TO REMAIN SHALL BE RE-WIRED TO CIRCUITS IN THE NEW PANEL LINE.
3. EXISTING TEL/DATA DEVICES THAT ARE TO REMAIN SHALL BE REPLACED AND RE-WIRED TO THE PRESENT WIRING CLOSET.
4. ELECTRICAL WORK ASSOCIATED WITH ROOFTOP UNITS AC6 & AC1 SHALL BE ALTERNATE R.


## COMMUNICATIONS GENERAL NOTES

1. INSTALL ONLY PLENUM RATED CABLE ABOVE DROP CEILINGS.
2. EXISTING TEL/DATA LOCATIONS BEING REUSED SHALL BE REPLACED WITH NEW DEVICES AND WIRING. ROUTE ALL TEL/DATA TO EXISTING FMC WIRING CLOSET.
3. ALL FIRE ALARM DEVICES SHALL BE ADDRESSABLE, CONNECTED TO EXISTING FIRE ALARM CONTROL PANEL.




# COMMUNICATIONS PLAN

SCALE: 1/4" = 1'-0"




Phone: (207) 774-4441



**SOUTHERN MAINE DIALYSIS**  
# 1190  
1600 CONGRESS STREET  
PORTLAND, MAINE 04102

Dialysis Clinic Fit-up:



Drafted By: BEI - SMR  
Checked By: BEI - WSB  
Date Drawn: 03/14/12  
Project #: CWS# 11418

| REV #    | DATE | REVISION DESCRIPTION    |
|----------|------|-------------------------|
| 03/14/12 |      | Issued for Construction |

**E2.2**  
Sheet Number