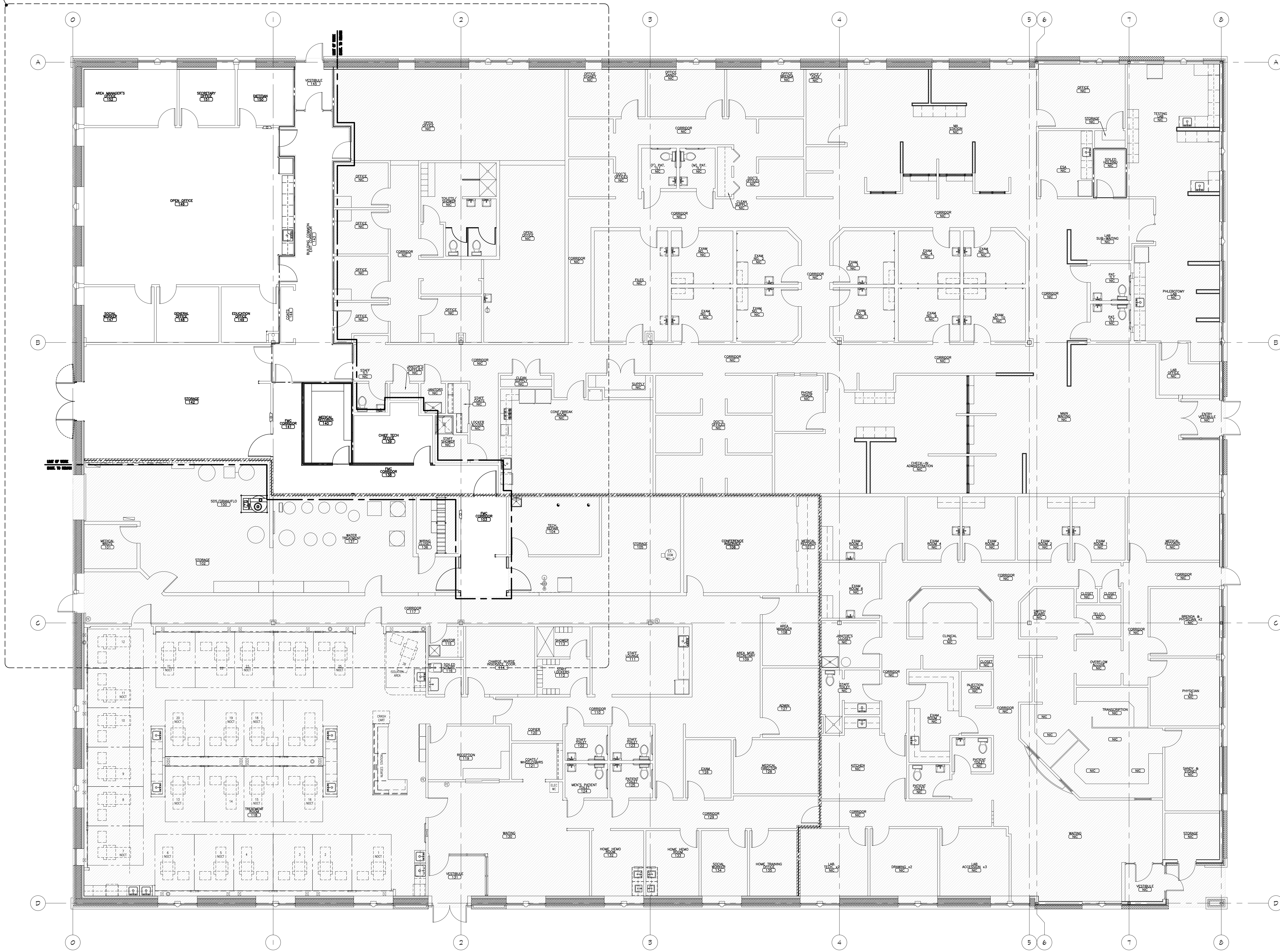


A2.2




--- = EXISTING METAL STUD WALL ASSEMBLY WITH (1) LAYER OF GWB EACH SIDE TO REMAIN - PROVIDE INFILL AS REQUIRED AT TOP OF WALL, TYPICAL ALONG ENTIRE WALL ASSEMBLY AS INDICATED BY DASHED LINE. FIRE SEAL TOP OF WALL AND ALL EXISTING AND NEW WALL PENETRATIONS UTILIZING UL DESIGN DETAILING THROUGHOUT AS REQUIRED TO MAINTAIN A 1-HOUR FIRE RATED ASSEMBLY. REFERENCE LS4.0 FOR MORE INFORMATION.
 □ = INDICATES SPACES NIC.



NORTH

OVERALL NEW WORK FLOOR PLAN

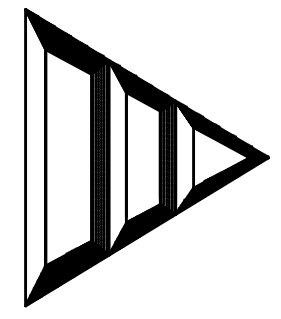
SCALE: 1/8" = 1'-0"



CWS Architects

434 Cumberland Avenue
 Portland, ME 04101
 Phone: (207) 774-4441
 Fax: (207) 774-4016
 www.CW5arch.com

Dialysis Clinic Fit-up:
SOUTHERN MAINE DIALYSIS
#1190
 1600 CONGRESS STREET
 PORTLAND, MAINE 04102



Drafted By: CWS ARCH
 Checked By: CWS - GTL
 Date Drawn: 03/06/12
 Project #: CWS# 11418

REV #	DATE	REVISION DESCRIPTION
1	3/14/2012	ISSUED FOR 100% CONSTRUCTION

A2.0

Sheet Number