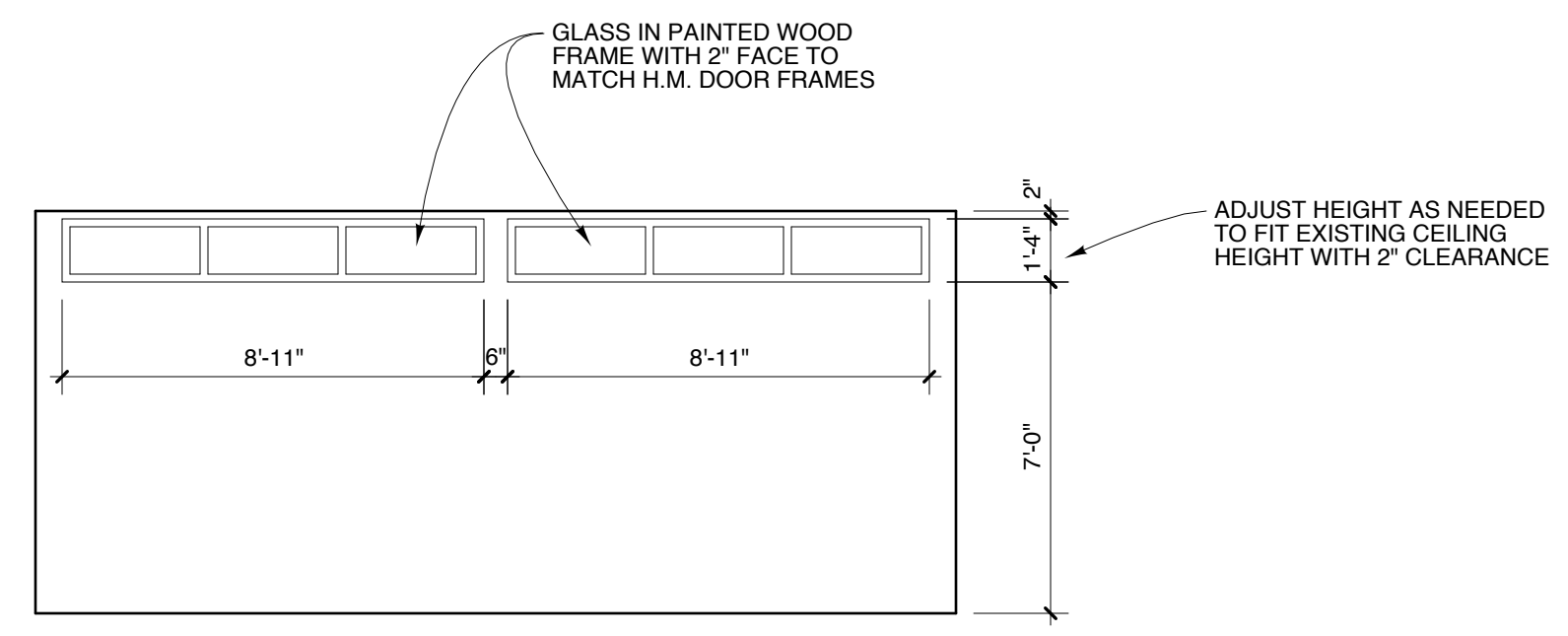


1 FLOOR PLAN
 SCALE: 1/8" = 1'-0"
 2' 4' 8' 16'

PARTITIONS/WALLS KEY
 ——— EXISTING TO REMAIN
 = = = NEW PARTITION/WALL

▨ AREA NOT IN CONTRACT



2 ELEVATION
 SCALE: 1/4" = 1'-0"
 1' 2' 4' 8'

NEW WORK KEYNOTES -- THIS SHEET ONLY

- [N01] EXISTING BORROW LIGHT RELOCATED.
- [N02] EXISTING BORROW LIGHT TO REMAIN.
- [N03] FRAME IN AND PROVIDE GYPSUM BOARD PARTITION TO FILL IN CORNER.
- [N04] PROVIDE CLOSET ROD AND SHELF.
- [N05] TENANT'S COPIER AND SHREDDER.

PARTITION TYPES
 SEE SHEET A4 FOR DETAILS

- [P1] TYPICAL FOR ALL NEW PARTITIONS UNLESS OTHERWISE NOTED:
 3 5/8" 20 GAGE STEEL STUD FRAMING 16" O.C.
 5/8" GYPSUM BOARD BOTH SIDES
 ACOUSTIC INSULATION FULL HEIGHT
 PARTITION HEAD AT 9'-0" A.F.F. - BRACE TO STRUCTURE ABOVE
 ACOUSTICAL SEALANT AT FLOOR TRACK
- [P2] 3 5/8" 20 GAGE STEEL STUD FRAMING 16" O.C.
 5/8" GYPSUM BOARD BOTH SIDES
 ACOUSTIC INSULATION FULL HEIGHT
 PARTITION HEAD EXTEND TO UNDERSIDE OF FLOOR DECK ABOVE WITH SLIP TRACK
 ACOUSTICAL SEALANT AT FLOOR TRACK
- [P3] INFILL PARTITION - MATCH EXISTING ADJACENT FRAMING AND FINISH

NOTE: PARTITIONS AND WALLS NOT OTHERWISE NOTED BY PARTITION TYPE OR BY NEW WORK KEYNOTE ARE EXISTING TO REMAIN. PATCH AS NECESSARY AND PAINT.

GENERAL NOTES

1. BEFORE BEGINNING WORK AT THE SITE, AND THROUGHOUT THE COURSE OF THE WORK, INSPECT AND VERIFY THE LOCATION AND CONDITION OF EVERY ITEM AFFECTED BY THE WORK UNDER THIS CONTRACT AND REPORT DISCREPANCIES TO ARCHITECT BEFORE BEGINNING WORK RELATED TO THAT BEING INSPECTED.
2. THE ARCHITECTURAL DRAWINGS SHOW PRINCIPAL AREAS WHERE WORK MUST BE ACCOMPLISHED UNDER THIS CONTRACT. INCIDENTAL WORK MAY ALSO BE NECESSARY IN AREAS NOT SHOWN ON THE ARCHITECTURAL DRAWINGS DUE TO CHANGES AFFECTING EXISTING MECHANICAL, ELECTRICAL, PLUMBING, OR OTHER SYSTEMS. SUCH INCIDENTAL WORK IS ALSO PART OF THIS CONTRACT. INSPECT THOSE AREAS, ASCERTAIN WORK NEEDED, AND DO THAT WORK IN ACCORDANCE WITH THE CONTRACT REQUIREMENTS, AT NO ADDITIONAL COST.
3. DO NOT DRILL OR CUT EXISTING FLOOR JOISTS, BEAMS, COLUMNS, OR OTHER STRUCTURAL MEMBERS UNLESS SPECIFICALLY INDICATED.
4. PROTECT EXISTING WORK TO REMAIN FROM DAMAGE.
5. REPAIR, PATCH, AND FINISH OR REFINISH AS APPLICABLE. TO MATCH ADJACENT EXISTING FINISHES, THOSE EXISTING SURFACES DAMAGED OR NEWLY EXPOSED DURING PERFORMANCE OF THE WORK.
6. PATCH EXISTING WALL SURFACES AS NEEDED TO PROVIDE A SMOOTH SURFACE FOR FINISHES.
7. EXCEPT IN SPACES WHERE NO WORK UNDER THIS CONTRACT IS REQUIRED, ENCLOSE EXISTING AND NEW CONDUITS, DUCTS, PIPES, AND SIMILAR ITEMS IN FURRING WHERE SUCH ITEMS PASS THROUGH FINISHED SPACES WHETHER OR NOT FURRING IS INDICATED. INSULATE IN UNHEATED SPACES.
8. WHERE CONDUITS, WIRES, PIPES, AND SIMILAR ITEMS ARE TO BE INSTALLED IN EXISTING WALLS OR PARTITIONS, NEATLY CHASE THE WALLS OR PARTITIONS, INSTALL THE ITEMS, AND PATCH THE WALLS OR PARTITIONS TO MAKE THE INSTALLATION NOT DISCERNIBLE IN THE FINISHED WORK.
9. WHERE "MATCH EXISTING" IS INDICATED, NEW CONSTRUCTION OR FINISHES, AS APPROPRIATE TO THE NOTE, SHALL MATCH THE EXISTING IN EVERY PARTICULAR.
10. DIMENSIONS ARE TO FINISH DRYWALL SURFACE AND TO OPENING CENTERLINE UNLESS NOTED OTHERWISE.
11. FURNITURE AND EQUIPMENT SHOWN IN PLANS IS BY TENANT.

PLUMBING SYSTEMS NOTES

1. PROVIDE SUPPLY AND WASTE PLUMBING AND DOMESTIC WATER HEATER TO KITCHEN SINK.

MECHANICAL SYSTEMS NOTES

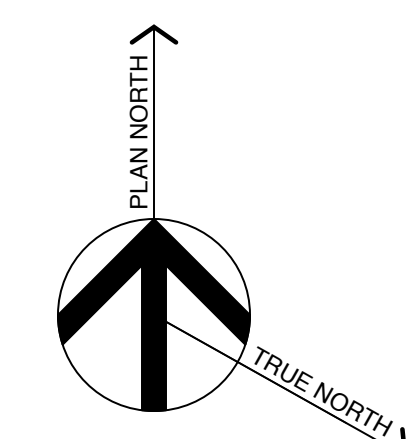
1. PROVIDE ADDITIONS AND MODIFICATIONS TO EXISTING HVAC SYSTEM TO PROVIDE ADEQUATE HEAT, COOLING, AND VENTILATION TO RENOVATED SPACES.

LIFE SAFETY SYSTEM NOTES


1. PROVIDE MODIFICATIONS TO EXISTING SPRINKLER SYSTEM AS NECESSARY TO PROVIDE COVERAGE TO RENOVATED AREAS.
2. PROVIDE MODIFICATIONS TO EXISTING LIFE SAFETY SYSTEM AS NECESSARY TO PROVIDE COVERAGE TO RENOVATED AREAS. FIRE ALARM, EXIT SIGNS, AND EMERGENCY LIGHTING. SEE LIFE SAFETY PLAN.

ELECTRICAL SYSTEM NOTES

1. PROVIDE MODIFICATIONS TO ELECTRICAL SYSTEM AS NEEDED IN RENOVATED SPACES. TENANT TO INDICATE POWER OUTLET LOCATIONS. REFER TO TENANT'S POWER PLAN FOR MORE INFORMATION.
2. PROVIDE NEW LED LIGHT FIXTURES AS SHOWN ON REFLECTED CEILING PLAN.
3. TELEPHONE AND DATA WIRING TO BE BY TENANT'S VENDOR.



Michael Charek Architects
 25 Hartley Street
 Portland, Maine 04103
 (207) 761-0556



Offices for Maxim Healthcare Services
 Second Floor
 1685 Congress Street, 2nd Floor
 Portland, ME 04102

Title
 FLOOR PLAN

Scale: 1/8"=1'-0"

Date: 11/9/17

Revisions
ISSUED FOR PERMIT

Sheet
A1