

FITTER'S NOTES
1ST FLOOR WEST:

ALL PENDENT HEADS ARE TO BE CENTERED IN THE A.C.T.
ALL PENDENTS ARE 36" OR 48" FLEXHEADS.
IN THIS AREA THERE ARE 52 36" FLEXHEADS AND 130 48" FLEXHEADS.
139 OF THE FLEXHEADS ON THIS FLOOR CAN BE TIED DIRECTLY INTO EXISTING OUTLETS AND THERE ARE 45 THAT REQUIRE ARMOVERS AS NOTED ON THE DRAWING.
LINES REQUIRING TIE IN BY MECHANICAL TEES ARE DENOTED ON THE DRAWING.

LEGEND:

- CONCEALED PENDENT HEAD ON A 1" FLEXHEAD
- UPRIGHT HEAD ON A 1" SPRIG FOR ABOVE CEILING PROTECTION
- MECH. TEE
- RISE OR DROP
- GROOVED RIGID COUPLING
- CEILING HEIGHT
- HANGER
- EXISTING PIPE
- NEW PIPE
- F = X'-X" FINISHED FLOOR TO PIPE CENTERLINE
- C = X'-X" CEILING TO PIPE CENTERLINE
- D = X'-X" CONCRETE DECK TO PIPE CENTERLINE

GENERAL NOTES:

ALL 1" THREADED PIPE IS TO BE DOMESTIC SCH. 40 BLACK STEEL.
ALL THREADED PIPE FITTINGS ARE TO BE DOMESTIC BLACK CAST IRON, CLASS 125.
PIPE LENGTHS SHOWN ON THREADED PIPE ARE CENTER TO CENTER UNLESS NOTED.
DIMENSIONS SHOWN ON THREADED PIPE ARE CENTER TO CENTER U/N.
UPRIGHT HEADS SURROUNDING MONUMENTAL STAIRS ARE FOR WATER CURTAIN.
PENDENT SPRINKLERS IN ACOUSTIC CEILING TILE ARE TO BE CENTERED IN THE TILE.
ALL PENDENT SPRINKLERS ARE FLEXHEADS OUT OF EXISTING OUTLETS OR FLEXHEADS ON SMALL ARMOVERS OUT OF EXISTING OUTLETS.
SUFFICIENT HEAT TO PREVENT FREEZING OF THE WET PIPE SPRINKLER SYSTEM IS REQUIRED TO BE FURNISHED BY THE BUYER/OWNER.

SYSTEM CLASSIFICATION:

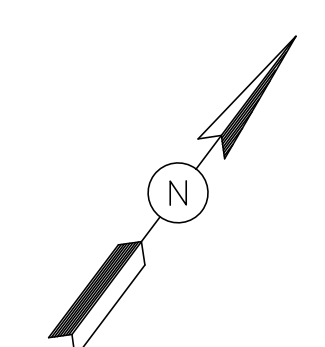
THE EXISTING WET PIPE SYSTEM OF AUTOMATIC SPRINKLERS IS DESIGNED FOR LIGHT HAZARD OCCUPANCY IN ACCORDANCE WITH NFPA-13, STANDARD FOR THE INSTALLATION OF SPRINKLER SYSTEMS, 2016 EDITION.

SCOPE OF WORK:

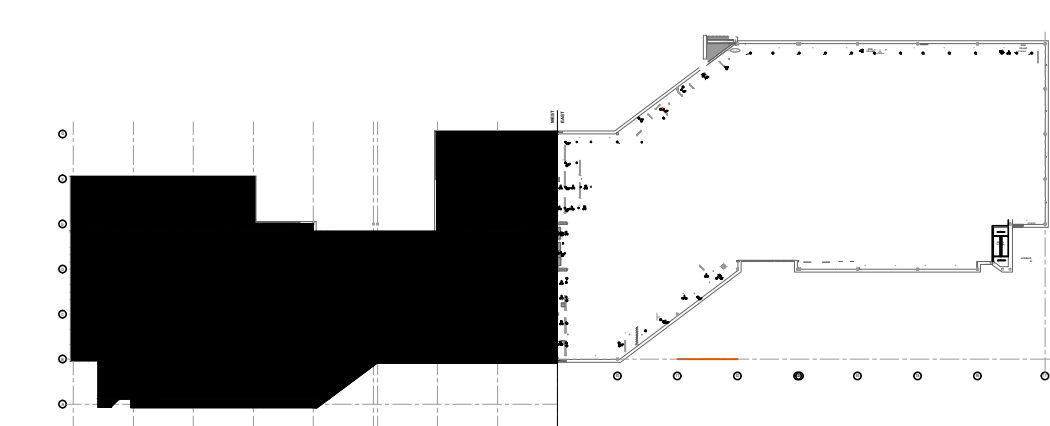
A HEAD RELOCATION OF THE EXISTING WET PIPE SYSTEM OF AUTOMATIC SPRINKLERS IN THE RENOVATED 1ST AND 2ND FLOORS PER NEW PARTITION AND CEILING LAYOUT. A WATER CURTAIN TO PROTECT THE MONUMENTAL STAIR. SYSTEM IS DESIGNED IN ACCORDANCE WITH NFPA-13, STANDARD FOR THE INSTALLATION OF SPRINKLER SYSTEMS, 2016 EDITION.

HEAD LEGEND
1ST FLOOR WEST:

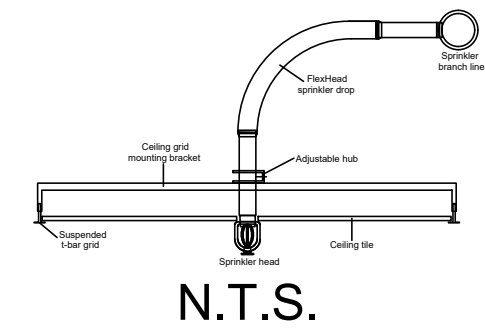
- 184 RELIABLE MODEL G5-56 CONCEALED PENDENT
- 135 QUICK RESPONSE, STANDARD COVERAGE WHITE, 135F WHITE COVER PLATE K=5.6, 1/2 NPT, SIN RA3415



SITE PLAN:



FlexHead Suspended Ceiling Detail



N.T.S.

FIRE PROTECTION SUBCONTRACTOR: DEAN & ALLYN, INC.
STATE OF MAINE CONTRACTOR'S LICENSE NUMBER FSC262
EXPIRATION DATE: JUNE 30, 2019

		DANA A. STEWART NICET IV - #064544		DRAWING TITLE: FIRST FLOOR WEST FIRE PROTECTION PLAN		REV. 0	
APPROVED BY:		SURVEYED BY: ZJG 11/6/17		JOB: UNUM-HOME OFFICE 2 2211 CONGRESS STREET PORTLAND, ME 04122		NO. OF SPRINKLERS SHOWN ON THIS SHEET 184	
DATE:		DRAWN BY: ZJG 11/21/17		NO. OF SPRINKLERS ON JOB 827		CONTRACT NO. C171470	
DATE:		CHECKED BY: CAS 11/28/17		CONTRACT WITH: CONSIGLI CONSTRUCTION 15 FRANKLIN ST. PORTLAND, ME 04101		SHEET NO. 2 OF 5	
DATE:		AT DEAN & ALLYN, INC		SCALE 1/8"=1'-0" U/N		REVISIONS	
DATE:		SUBMIT FOR APPROVAL		DATE:		DATE:	