SITE MAP (N.T.S.):

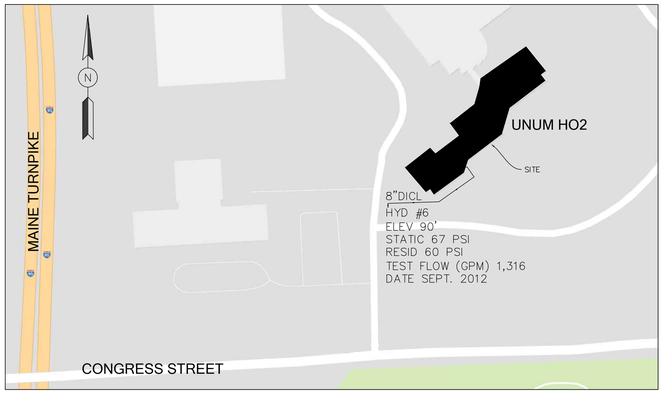


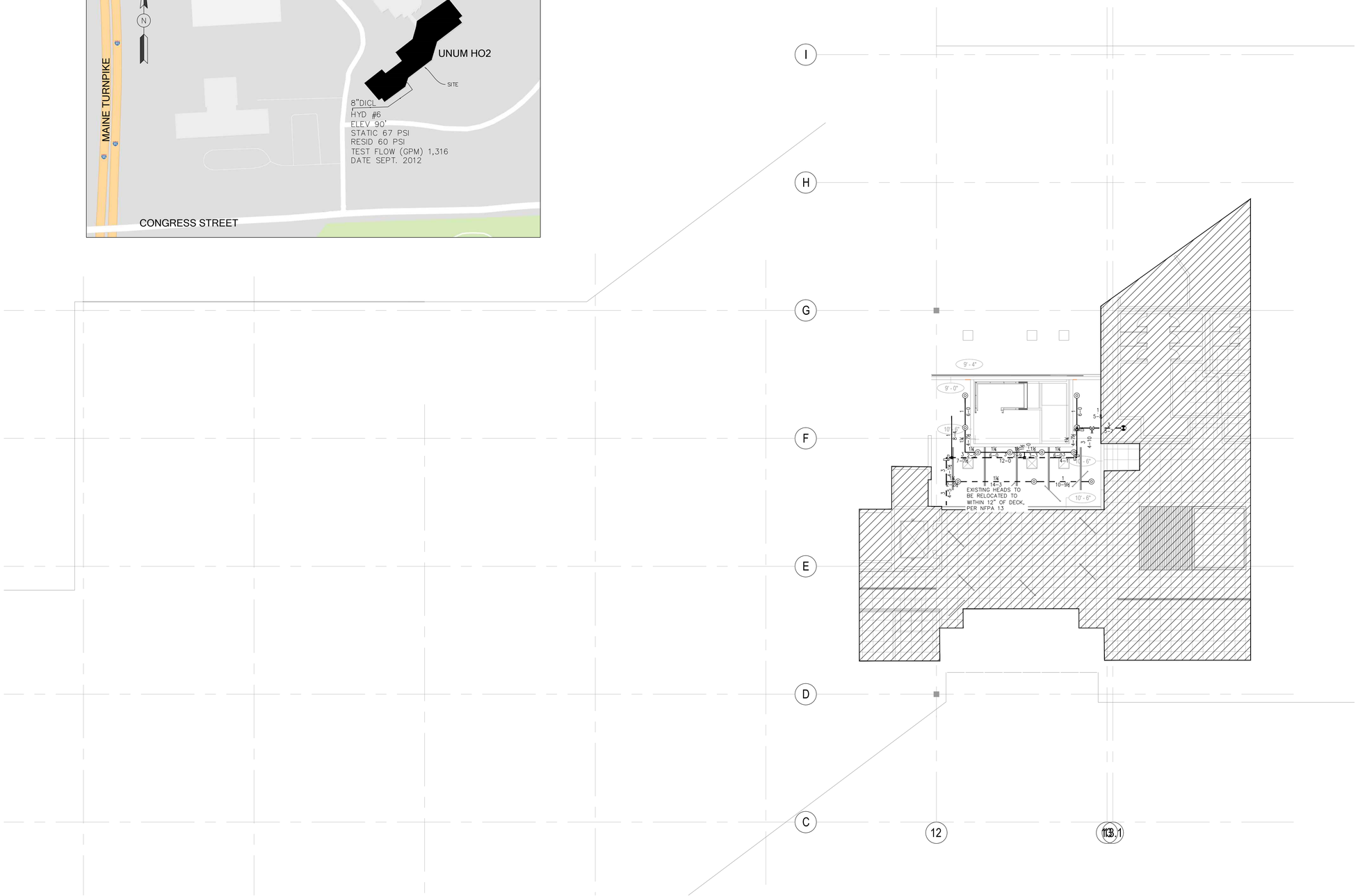


## LEGEND:

- CONCEALED PENDENT HEAD ON A 1" FLEXHEAD
- UPRIGHT HEAD ON A 1" SPRIG FOR ABOVE CEILING PROTECTION
- MECH. TEE
- RISE OR DROP
- GROOVED RIGID COUPLING
- X'-X" CEILING HEIGHT
- HANGER
- EXISTING PIPE
- NEW PIPE

F ℄= X'-X" FINISHED FLOOR TO PIPE CENTERLINE
C ℄= X'-X" CEILING TO PIPE CENTERLINE
D ℄= X'-X" CONCRETE DECK TO PIPE CENTERLINE

## GENERAL NOTES:

ALL 1" THREADED PIPE IS TO BE DOMESTIC SCH. 40 BLACK STEEL.
ALL THREADED PIPE FITTINGS ARE TO BE DOMESTIC BLACK CAST IRON, CLASS 125.
PIPE LENGTHS SHOWN ON THREADED PIPE ARE CENTER TO CENTER UNLESS NOTED.
DIMENSIONS SHOWN ON THREADED PIPE ARE CENTER TO CENTER U/N.
UPRIGHT HEADS SURROUNDING MONUMENTAL STAIRS ARE FOR WATER CURTAIN
PENDENT SPRINKLERS IN ACOUSTIC CEILING TILE ARE TO BE CENTERED IN THE TILE.
ALL PENDENT SPRINKLERS ARE FLEXHEADS OUT OF EXISTING OUTLETS OR FLEXHEADS ON SMALL ARMOVERS OUT OF EXISTING OUTLETS.
SUFFICIENT HEAT TO PREVENT FREEZING OF THE WET PIPE SPRINKLER SYSTEM IS REQUIRED TO BE FURNISHED BY THE BUYER/OWNER.

## SYSTEM CLASSIFICATION:

THE EXISTING WET PIPE SYSTEM OF AUTOMATIC SPRINKLERS IS DESIGNED FOR LIGHT HAZARD OCCUPANCY IN ACCORDANCE WITH NFPA-13, STANDARD FOR THE INSTALLATION OF SPRINKLER SYSTEMS, 2016 EDITION.

## SCOPE OF WORK:

A HEAD RELOCATION OF THE EXISTING WET PIPE SYSTEM OF AUTOMATIC SPRINKLERS IN THE RENOVATED 1ST AND 2ND FLOORS PER NEW PARTITION AND CEILING LAYOUT. A WATER CURTAIN TO PROTECT THE MONUMENTAL STAIR. SYSTEM IS DESIGNED IN ACCORDANCE WITH NFPA-13, STANDARD FOR THE INSTALLATION OF SPRINKLER SYSTEMS, 2016 EDITION.

SITE PLAN (1/100"=1'):

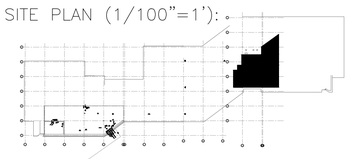

## HEAD LEGEND GROUND FLOOR:

8 / 155° — RELIABLE MODEL F1FR56 BRASS UPRIGHT QUICK RESPONSE, STANDARD COVERAGE K=5.6, 1/2" NPT, SIN RA1425

FIRE PROTECTION SUBCONTRACTOR: DEAN & ALLYN, INC.
STATE OF MAINE CONTRACTOR'S LICENSE NUMBER FSC262
EXPIRATION DATE: JUNE 30, 2019


DEAN & ALLYN, INC.
FIRE PROTECTION · SPECIAL HAZARD
116 LEWISTON ROAD, GRAY, MAINE 04039
207/657-5646 FAX 207/657-5647


FP-01

| | | | | | | | | |
|---|---|---|---|---|---|---|---|---|
| SCALE 3/32"=1'-0" | SCALE 1/8"=1'-0" | SCALE 3/16"=1'-0" | SCALE 1/4"=1'-0" | SCALE 3/8"=1'-0" | | DANA A. STEWART NICET IV - #064544 | | |
| | | | | APPROVED BY | DATE | SURVEYED BY | ZJG | 11/6/17 |
| | | | | | // | DRAWN BY | ZJG | 11/21/17 |
| | | | | | // | CHECKED BY | CAS | 11/28/17 |
| | | | | | // | AT DEAN & ALLYN, INC | | |
| | | 0 SUBMIT FOR APPROVAL | -/-/- | | // | SCALE 1/8"=1'-0" U/N | | |
| | | REVISIONS | DATE | | // | SHEET NO. 1 OF 5 | | |

DRAWING TITLE: GROUND FLOOR FIRE PROTECTION PLAN

JOB: UNUM-HOME OFFICE 2
2211 CONGRESS STREET
PORTLAND, ME 04122

CONTRACT WITH: CONSIGLI CONSTRUCTION
15 FRANKLIN ST. PORTLAND, ME 04101

REV. 0

NO. OF SPRINKLERS SHOWN ON THIS SHEET: 8

NO. OF SPRINKLERS ON JOB: 827

CONTRACT NO. C171470