2190-9161 CLASS B SIGNAL ZAM W/ AUDIO SPEAKERS SURFACE MOUNT

PRODUCT INFORMATION

SPECIFICATIONS:

- DEVICE QTY: 127 MAPNET II DEVICES ON A SINGLE PAIR OF WIRES
- OPERATING TEMPERATURE RANGE: 32° F TO 120° F
- HUMIDITY RANGE: 85% NON-CONDENSING @ 86° F
- OUTPUT CAPACITY IS UP TO 50W OF 25 VRMS SPEAKERS
- SUPERVISORY DC CURRENT: 15 mA } MAX LOAD PER ZAM
- ALARM DC CURRENT: 40 mA

DESCRIPTION:

SIGNAL ZAMS ARE USED TO SUPERVISE AND OPERATE 24 VDC NOTIFICATION APPLIANCES, SPEAKERS, AND TELEPHONE CIRCUITS.

NOTES:

1. MAPNET II LINES ARE TO BE #18 AWG TWISTED SHIELDED PAIR (CONSULT LOCAL SIMPLEX BRANCH FOR EXCEPTIONS).
2. MAXIMUM ALLOWANCE LINE RUN, FROM 4100 OR 4120 TO FARTHEST DEVICE, NOT TO EXCEED 2,500 FEET.
3. MAXIMUM TOTAL WIRE (INCLUDING ALL T-TAPS) ON CIRCUIT, FROM 4100 OR 4120 NOT TO EXCEED 10,000 FEET.
4. FOR MAXIMUM VOLTAGE DROP, ETC., REFER TO SIMPLEX 4100 OR 4120 FIELD WIRING GUIDE.
5. MAX QTY. OF DEVICES PER CIRCUIT: 127 IF 4100 OR 4120 SYSTEM.
6. MAXIMUM NO. 14 AWG WIRE FOR 28 VDC WIRING, OR TO LOCAL CODE.
7. AUDIO AND SPEAKER LINES TO BE MINIMUM NO. 18 AWG TWISTED SHIELDED PAIR.
8. TOTAL MAXIMUM POWER PER AMPLIFIER = 50W AT 25 VRMS.
9. MAXIMUM POWER OF SPEAKER LOOP = 50W AT 25 VRMS.
10. SPEAKER CIRCUIT WIRING DISTANCES WITH MAXIMUM LOSS OF 3 DB AT SPEAKER:

DESIRED POWER	ACTUAL POWER	MAX. DISTANCE IN FEET (TWISTED PAIR WIRE) 18 AWG	16 AWG	14 AWG
50 W	25 W	395	680	1000
25 W	12.5 W	785	1255	1995
20 W	10 W	985	1570	2000
15 W	7.5 W	1300	2000	2000
10 W	5 W	1985	2000	2000

MAXIMUM LINE DISTANCE= 2000 FEET

11. USE SPEAKERS LISTED FOR FIRE PROTECTIVE SIGNALING RATED FOR 25 A VOLT PUBLIC ADDRESS LINE.
12. ALL CONNECTIONS MUST TEST FREE OF GROUNDS
13. SEE INSTALLATIONS INSTRUCTIONS 575-279
14. WHEN COMMUNICATION WIRING OR OPERATING WIRING LEAVES THE BUILDING, OVERVOLTAGE PROTECTORS ARE ARE REQUIRED.

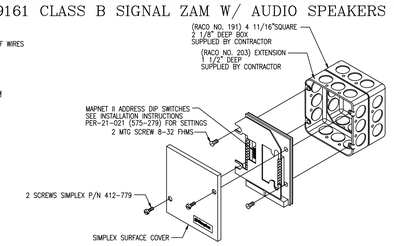

SURFACE MOUNTING

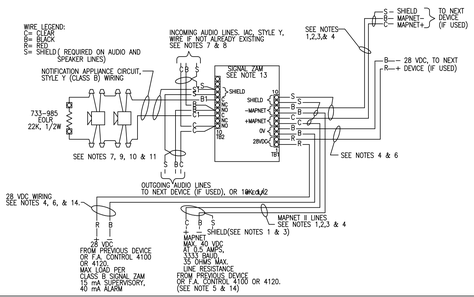

SIMPLEX 4009-9201 NAC EXTENDER PANEL

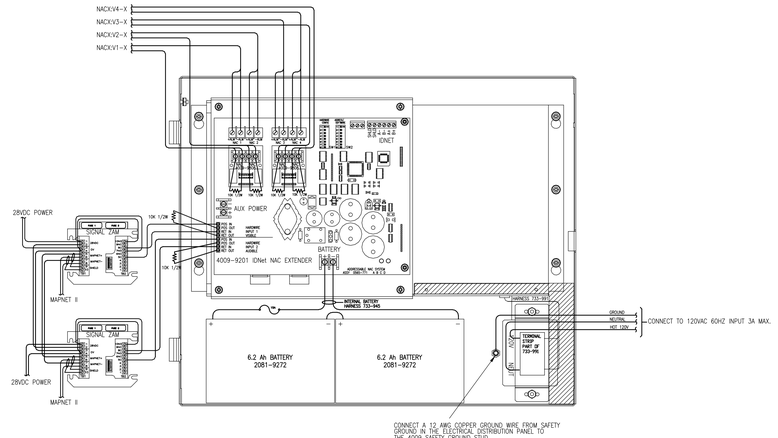

Reviewed for Code Compliance
Inspections Division
Approved with Conditions

Date: 05/21/15

tyco Simplex

Safer. Smarter. Tyco.™

DISTRICT - 141
23 THOMAS DRIVE
WESTBROOK, ME 04092
SERVICE: 207-842-0440

PHONE: 207-
FAX: 202-

UNUM HO1 INTERIOR RENOVATIONS

UNUM HO1 INTERIOR RENOVATIONS
2211 CONGRESS STREET
PORTLAND, ME 04102

Revisions shown with ▲ symbol

ISSUE LOG				
MARK	DATE	CKD	CHK	DESCRIPTION

DRAWN BY:	M.DESIATA
CHECKED BY:	S.KALAFARSKI
ISSUE DATE:	3/12/15
JOB #:	
PROJECT #:	147-983293301

SIMPLEXGRINNELL © 2015

SYSTEM
FIRE ALARM SYSTEM

SHEET:
WIRING TYPICALS

FA-702

IMPORTANT NOTICE TO USER: By accepting or using this drawing and/or the information contained herein, the user agrees to the following terms and conditions. The electronic information in the drawing may be subject to intentional or unintentional alterations. Any use, reuse, copying, modification or alteration of the information contained herein shall be at the sole risk of the user. This information may not be sold or transferred to any other party, and may not be used at any time for any other purpose without the express written permission of SimplexGrinnell. SimplexGrinnell disclaims all liability for the use or misuse of drawings by any third party, and such use will be at the sole risk of the user.

30" x 42" - Arch E1 Size
LAST PRINTED: 3/12/2015 4:47:06 PM
LAST SAVED BY: MDESIATA
FILE PATH: P:\2015\147\Unum HO1 Int Ren ESB 2015\Fire Alarm System\SG Dwgs\Original Dwgs & Calcs\Fire Alarm Drawings\FA-702.dwg