

Features

IDNet or MAPNET II communications compatible Monitor ZAMs (Zone Adapter Modules) provide an addressable interface to a conventional initiating device circuit (IDC)**

Available for Class B or Class A IDCs:

- 4090-9101, Class B (Style B) monitoring for 2-wire or 4-wire initiating devices, with power reset connections for 4-wire devices
- 4090-9106, Class A (Style D) monitoring for 2-wire initiating devices
- Zone device power is supplied separately (typically from fire alarm control panel)
- Refer to device compatibility list on page 2

For use with following Simplex control panels:

- Model Series 4008, 4010, and 4100U fire alarm control panels for IDNet communications
- Model Series 4100/4100U, 4120, 4020, and 2120 Communicating Device Transponders (CDTs) equipped with MAPNET II communications

Compact, sealed construction:

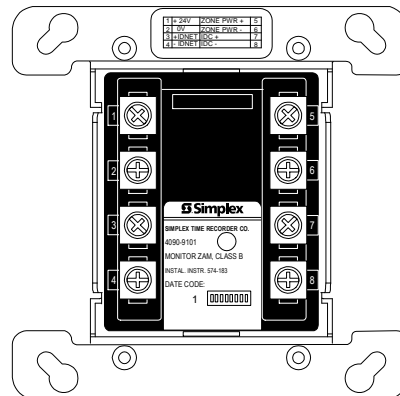
- Enclosed design minimizes dust infiltration
- Mounts in standard 4" square electrical box
- Screw terminals for wiring connections
- Visible LED flashes to indicate communications
- Optional covers are available to allow LED to be viewed after installation
- UL listed to Standard 864

Description

IDNet/MAPNET II Monitor ZAMs allow a single addressable point to monitor a conventional initiating device circuit (IDC) populated with 2-wire or 4-wire initiating devices. Refer to page two for compatible devices.

* This product has been approved by the California State Fire Marshal (CSFM) pursuant to Section 13144.1 of the California Health and Safety Code. See CSFM Listing 7300-0026:223 for allowable values and/or conditions concerning material presented in this document. It is subject to re-examination, revision, and possible cancellation. Accepted for use – City of New York Department of Buildings – MEA35-93E. Additional listings may be applicable; contact your local Simplex product supplier for the latest status. Listings and approvals under Simplex Time Recorder Co. are the property of Tyco Safety Products Westminster.

* IDNet and MAPNET II addressable communications are protected under U.S. Patent Nos. 4,796,025; 5,966,002; and 6,034,601.



4090 Series ZAM Package
(shown approximately 1/2 size)

Specifications

Communications	IDNet or MAPNET II, 1 address per device
ZAM Input Voltage	18.9 to 32 VDC (nominal 24 VDC)
ZAM Current @ 24 VDC	Supervisory = 16 mA maximum Alarm = 72 mA maximum (actual current is determined by total device requirements)
4090-9101 ZAM, Zone Supervision Resistor	3.3 k Ω , 1 W
Wire Connections	Screw terminals for in/out wiring, 18 to 14 AWG wire (0.82 to 2.08 mm ²)
IDNet or MAPNET II Wiring	Up to 2500 ft (762 m) from fire alarm control panel Up to 10,000 ft (3048 m) total wiring distance (including T-Taps) Compatible with Simplex 2081-9044 Overvoltage Protectors
Dimensions	4-1/8" H x 4-1/8" W x 1-3/8" D (105 mm x 105 mm x 35 mm)
Housing Material	Black thermoplastic
Mounting Plate Material	Sheet metal, galvanized
Temperature Range	32° to 120° F (0° to 49° C) intended for indoor operation
Humidity Range	Up to 93% RH at 100° F (38° C)

Product Selection

ZAM Modules

Model Number	Description
4090-9101	Zone Adapter Module for Class B monitoring of 2-wire or 4-wire initiating devices; with power reset connections for 4-wire devices
4090-9106	Zone Adapter Module for Class A monitoring of 2-wire initiating devices

Optional Trim Plates

Model Number	Description
4090-9801	For semi-flush mounted box
4090-9802	For surface mounted box

Trim plate with LED viewing window, includes mounting screws; galvanized steel

End-of-Line Resistor Harness

Model Number	Reference No.	Description
4081-9002	733-893	3.3 k Ω , 1 End-of-Line Resistor Harness for 4090-9101, Class B zone monitoring

Monitor ZAM Two-Wire Initiating Device Compatibility Reference Chart

Description	Model Number	Compatible Bases	Maximum Quantity
Direct connect photoelectric smoke detector	2098-9209	No base required	20
Electronic heat detectors	4098-9401		
	4098-9402		
	4098-9403		
	4098-9404		
Electronic heat detectors	4098-9612	4098-9788	20
	4098-9613	4098-9684	
	4098-9614	4098-9683	1
Photoelectric smoke detectors	4098-9601	4098-9788	20
	4098-9602	4098-9683	1
	4098-9605		
Ionization smoke detector	4098-9603	4098-9788	20
		4098-9683	1
Duct detector housing with 4098-9601 detector	4098-9685	N.A.	20

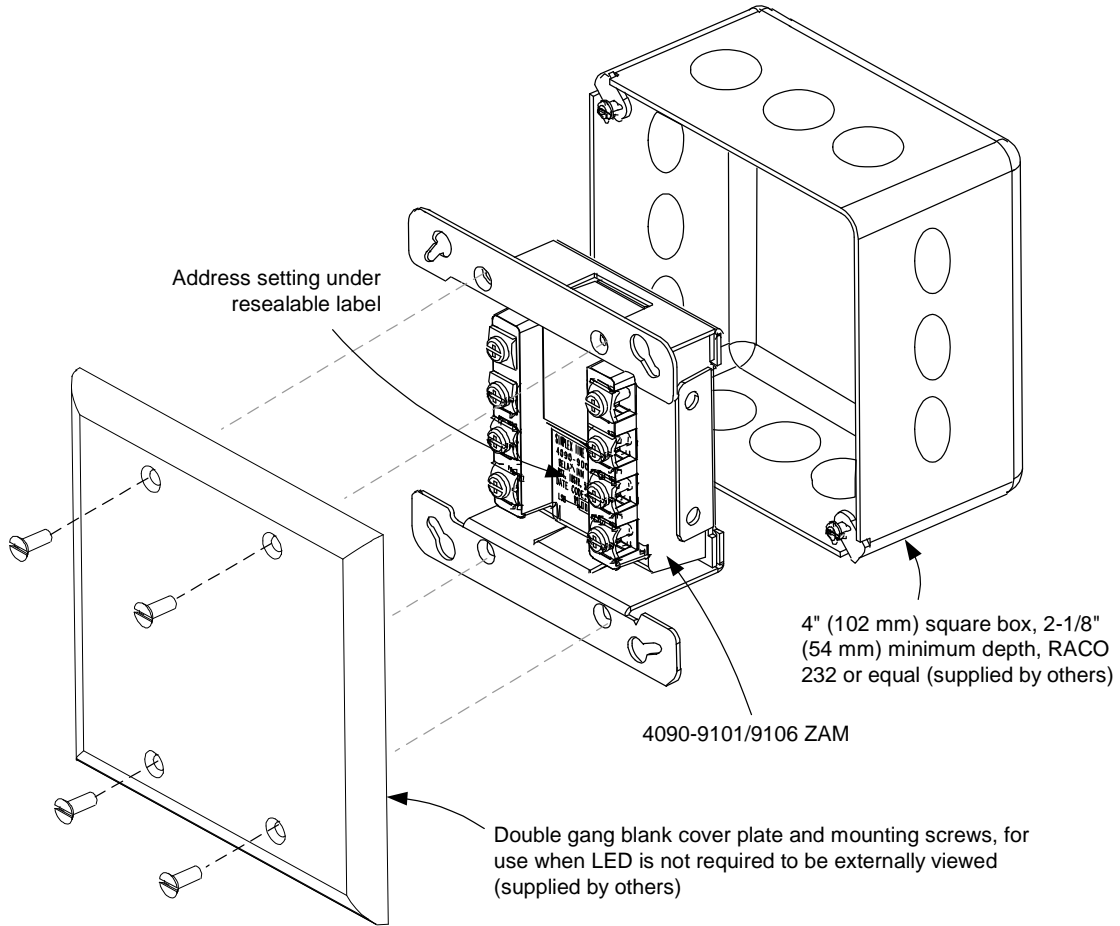
Reference for Existing Equipment

Smoke detectors	2098-9201	2098-9211	20
	2098-9202		
	2098-9203	2098-9637	1
	2098-9576		
Electronic heat detectors	4098-9407	2098-9211	20
	4098-9408		
	4098-9409		
	4098-9410		

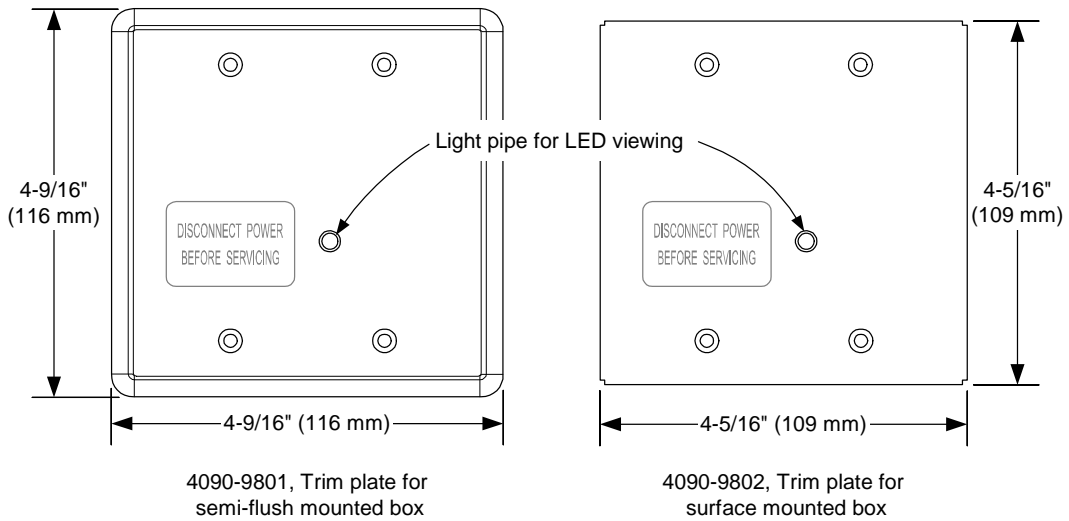
NOTES:

- Four-wire detector operation is compatible with conventional listed contact closure initiating devices.
- Four-wire detectors require detector voltage to be connected to resettable power terminals.
- Refer to installation instructions 574-183, and field wiring diagram 842-073 for additional information.
- Contact your local Simplex product supplier for additional compatible devices.

ZAM Mounting Information



Mounting Reference, Double Gang Blank Cover Plate



Optional Trim Plates for Visible LED

Tyco, Simplex, the Simplex logo, MAPNET II, and IDNet are trademarks of Tyco International Services AG or its affiliates in the U.S. and/or other countries.



Tyco Safety Products Westminster • Westminster, MA • 01441-0001 • USA
www.tycosafetyproducts-usa-wm.com

S4090-0003-2 2/2006

© 2006 Tyco Safety Products Westminster. All rights reserved. All specifications and other information shown were current as of document revision date and are subject to change without notice.