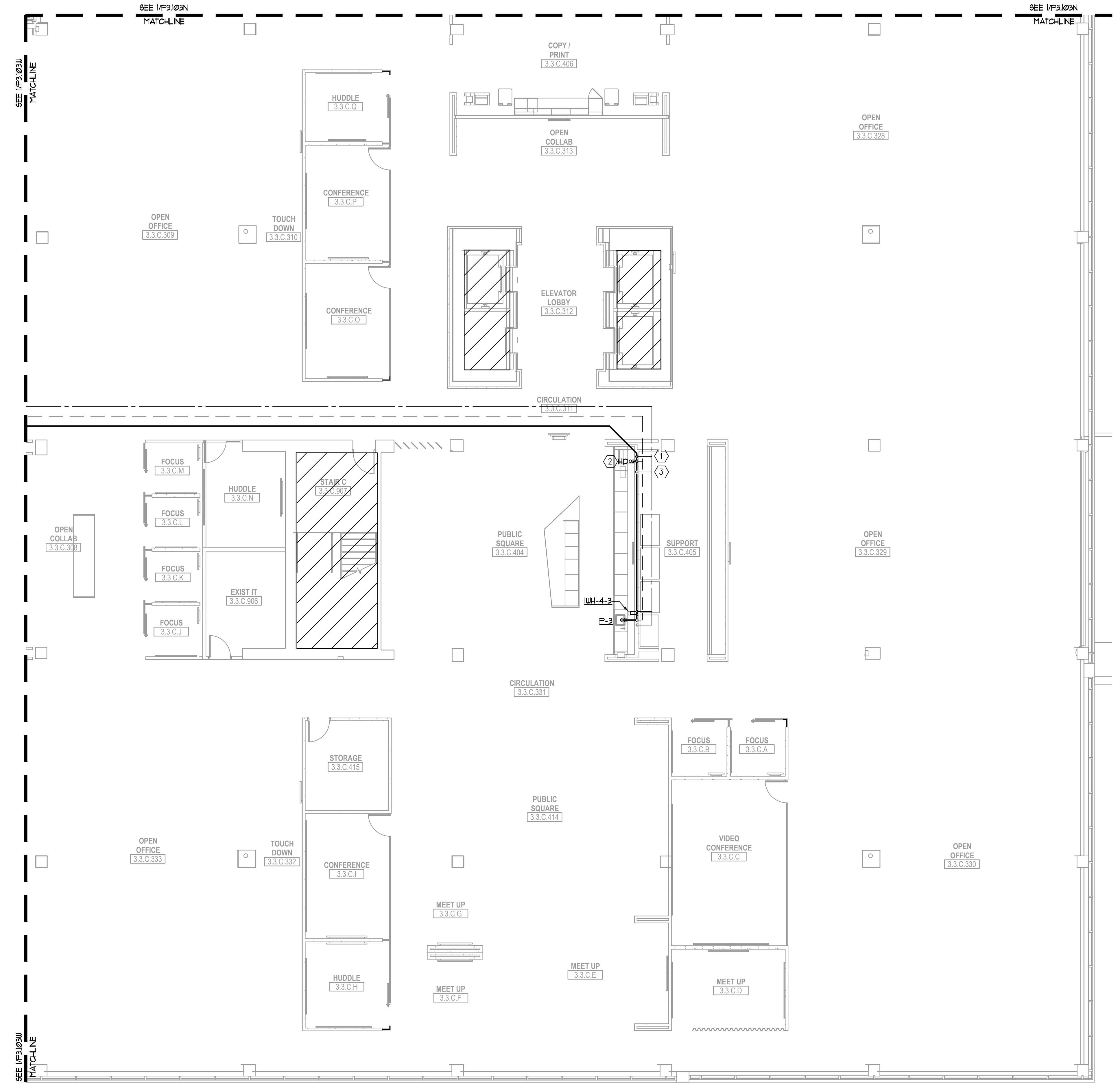
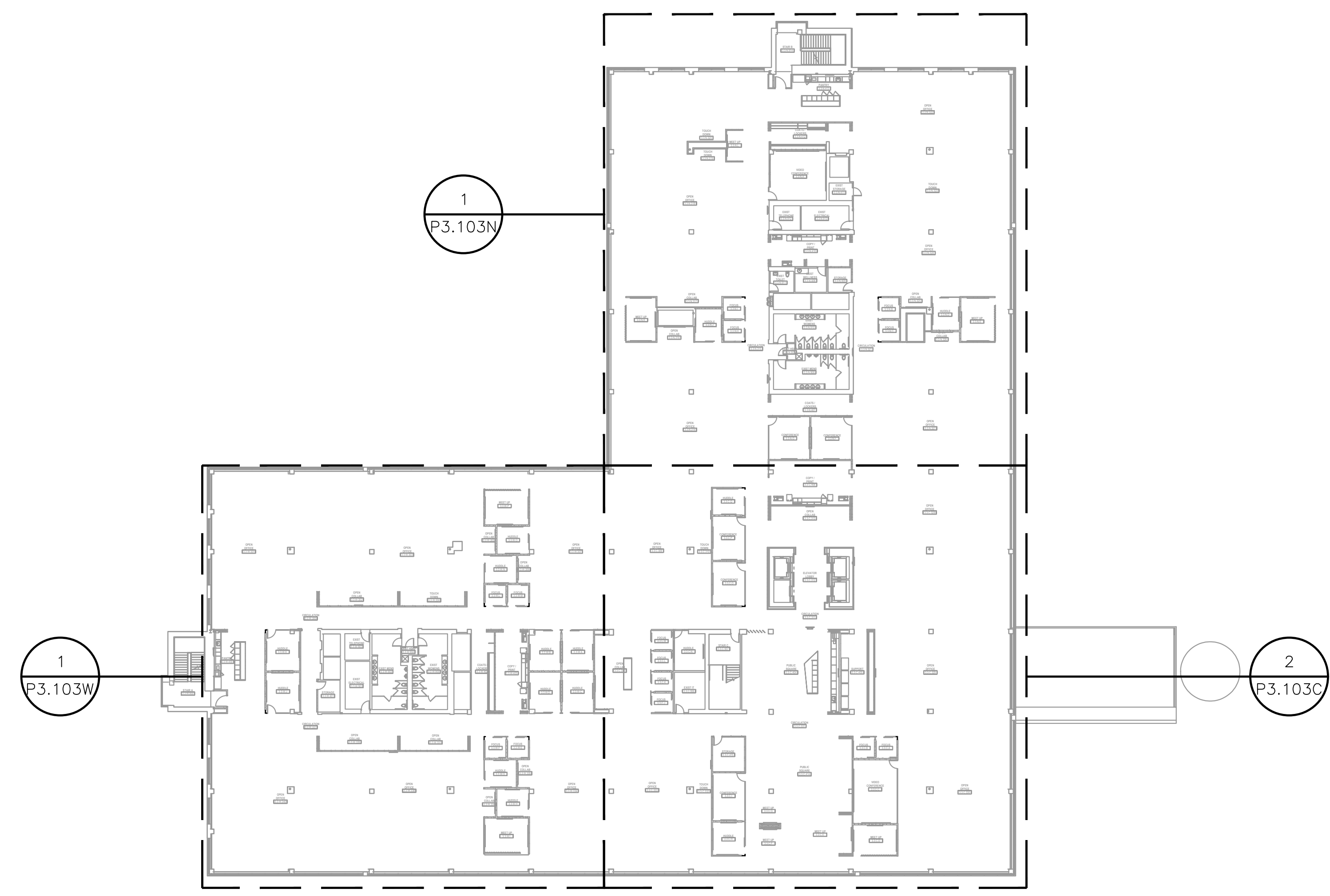


Date	Description
12.15.2017	ISSUE FOR PERMIT AND CONSTRUCTION



2 3RD FLOOR PLAN - PLUMBING
P3.103C 1/8" = 1'-0"



1 KEY PLAN - PLUMBING
P3.103C NO SCALE


GENERAL NOTES (APPLIES TO ALL SHEETS):

1. PLENUM IS USED FOR RETURN AIR. MATERIALS EXPOSED WITHIN PLENUMS SHALL BE NONCOMBUSTIBLE OR SHALL HAVE A FLAME SPREAD INDEX OF NOT MORE THAN 25 AND A SMOKE-DEVELOPED INDEX OF NOT MORE THAN 50 WHEN TESTED IN ACCORDANCE WITH ASTM E 84 OR OTHER APPROPRIATE STANDARDS.
2. SEE RISER DIAGRAM FOR ADDITIONAL PIPE SIZES.
3. ALL HUB DRAINS SHALL BE READILY ACCESSIBLE.
4. ALL PLUMBING SHUTOFF VALVES SHALL BE COORDINATED WITH MECHANICAL EQUIPMENT AND SHALL BE EASILY ACCESSED FOR FUTURE OPERATION.
5. PIPE SUPPORT ATTACHMENT TO BRIDGING OR METAL ROOF DECK IS STRICTLY PROHIBITED.
6. ALL HORIZONTAL SANITARY, WASTE, & STORM PIPING SHALL BE SLOPED AT 1/8" PER FOOT, UNLESS OTHERWISE NOTED, IN DIRECTION OF FLOW.
7. ALL ABOVE GROUND SANITARY, WASTE AND VENT PIPING SHALL BE HUBLESS CAST IRON SOIL PIPE.
8. ABOVEGROUND DOMESTIC WATER SYSTEM PIPING 3" IN SIZE AND SMALLER SHALL BE TYPE L HARD DRAWN COPPER TUBING WITH WROUGHT COPPER FITTINGS AND SOLDERED JOINTS.
9. COORDINATE PLUMBING FIXTURES WITH ARCHITECTS MILLWORK.
10. ALL PLUMBING VALVES SHALL BE INSTALLED IN EASILY ACCESSIBLE LOCATIONS.
11. BRADED HOSES SHALL BE PLACED ON ALL WATER CONNECTED APPLIANCES.
12. ISOLATION VALVES SHALL BE INSTALLED ON ALL EQUIPMENT WITH A WATER SUPPLY.

LEGEND NOTES:
(APPLY THIS SHEET ONLY)

1. ROUTE 1/2" CW AND CONNECT WITH SHUT OFF VALVE TO ICE MAKER AND PROVIDE IN RECESSED BOX BELOW COUNTER. COORDINATE EXACT CONNECTION LOCATION WITH EQUIPMENT AND ARCHITECT AND ROUTE DRAIN TO HUB DRAIN IN THIS AREA. PROVIDE BACK FLOW PREVENTOR AS REQUIRED BY LOCAL AUTHORITY. BFP SHALL MEET ASSE 1022 IN ACCORDANCE WITH IPC 608.16.10.
2. PROVIDE HUB DRAIN BELOW COUNTER IN READILY ACCESSIBLE LOCATION FOR ICE MAKER DRAIN. COORDINATE WITH MILLWORK CONTRACTOR TO ENSURE PROPER ACCESS TO DRAIN.
3. ROUTE 1/2" CW AND CONNECT WITH SHUT OFF VALVE TO COFFEE MAKER AND PROVIDE IN RECESSED BOX BELOW COUNTER AND COORDINATE EXACT PIPING ROUTING WITH ARCHITECT. PROVIDE BACK FLOW PREVENTOR AS REQUIRED BY LOCAL AUTHORITY. BFP SHALL MEET ASSE 1022 IN ACCORDANCE WITH IPC 608.16.10.

Seal / Signature



Project Name

Unum Workplace Transformation
- Phase 2 & 3 (HO2 & HO3)

Project Number

59.6481.003

Description

3RD FLOOR PLAN - PLUMBING

Scale

P3.103C